

Whitney Gardens & Nursery

*Rhododendrons & Azaleas — Hybrids & Species, Maples, Magnolias,
Kalmias, Camellias, Conifers, Ground Covers and Perennials*



2016



Cherry Cheesecake

Whitney Gardens & Nursery • P.O. Box 170, Brinnon, Washington 98320-0170
Phone 1 (800) 952-2404 • 360.796-4411 • Fax 360.796-3556
E-mail: info@whitneygardens.com • www.whitneygardens.com



Tricyrtis (Toad Lily) 'Empress'



Acer pseudoplatanus 'Eskimo Sunset' Photo by Bob Foster



R. vaseyi Photo by E. Daniels



Fire Rim Photo by Brigg's Nursery



Echinacea 'Cheyenne Spirit' Photo by Skagit Gardens



R. Barbatum Photo by Tom Michalski



Hachmann's Picobello Photo by Brigg's Nursery



Asplenium Fern 'Hart's Tongue' Photo by Skagit Gardens



R. lepidostylum



Shirasawanum 'Aureum' (Golden Full Moon) Maple (Spring)



R. schlippenbachii



Acer palmatum 'Olsen's Frosted Strawberry'



Everred Photo by Glendoick Gardens, Cox



Syringa Sensation Lilac



Lewisia 'Sunset Group' Photo by Skagit Gardens



Azalea 'Ribbon Candy'



Leucanthemum 'Royal Glory' Photo by Skagit Gardens



Magnolia 'Genie' Photo by PlantHaven



Hydrangea 'Glowing Embers'



Briggs Moonlight Daphne Photo by Brigg's Nursery



Abies Koreana Horstmann's Silberlocke



Midnight Mystique Photo by Jens Birck



Wild Ginger Photo by Jim Bartlett



Karin Seleger Photo by Dr. J. Brueckner



Acer palmatum "Elegans"



Superflimmer



Peach Cloud



R. niveum



Kousa Dogwood 'Summer Gold'



Sappho Sport



Nandina gulfstream domestica 'Heavenly Bamboo' Photo by Brigg's Nursery



Wine and Roses Photo by Steve Henning



Cherries and Merlot Photo by J. Woodard



Cherries and Merlot Photo by Frank Fujoika



Cherries and Merlot Photo by Frank Fujoika



Acer palmatum 'Kamagata' Maple (Spring)



Kalmia 'Bullseye'




Acer palmatum 'Orgon Sarasa' Maple (Fall)



Ground Covers -
Thymes, Sedums and Sempervivum



Nuccio's Pearl Camellia



Sempervivum 'Silver King' Photo by Skagit Gardens



Dicentra spectabilis 'Alba' Photo by Brigg's Nursery



Kalmia 'Peppermint' Photo by Brigg's Nursery



Primula 'Belarina Colbalt Blue' Photo by Skagit Gardens



Magnolia 'Rustic Rubra'



Eryngium (Sea Holly) 'Big Blue' Photo by Skagit Gardens



Helleborus Double 'Amber Gem'



Fastuosum Flore Pleno



Magnolia 'Elizabeth'



Calicarpa Japonica (Beauty Berry) 'Profusion'



Candy Corn Photo by Briggs Nursery



R. luteum (Pontica)



Hydrangea quercifolia 'Ruby Slippers' Photo by Park Seed



Asiatic Lily 'Violet' Photo by Skagit Gardens



Arpege Azalea



Azalea 'Scotian Reef' Photo by J. Weagle



Delphinium New Millinnium Series 'Green Twist'
Photo by Skagit Gardens



Kalinka



Leptinella 'Platt's Black' Photo by Skagit Gardens ▲



Thuja occidentalis 'Mr. Bowling Ball' ►
Photo by Iseli Nursery



Picea abies 'Pumilla' ▲
Photo by Iseli Nursery



Pomegranate Splash



Pieris Andromeda Katsura Photo by Brigg's Nursery



Acer palmatum 'Geisha Gone Wild' Photo by Buchholz & Buchholz



Hydrangea macrophylla 'Pistachio'



'Ben Morrison' Azalea



Hamamelis 'Aphrodite'



Brunnera 'Silver Heart' Photo by Skagit Gardens



Cornus Kousa 'Ruby Slippers'



Acer shira sawanum 'Moonrise'



Chorus Line



Blue Ensign Photo by Bob Foster



Hotei



Forsythia



Chamaecyparis obtusa 'Fernspray Gold' Photo by Iseli Nursery



Sciadopitys 'Umbrella Pine'



Sedum Spathulifolium 'Cape Blanco'



Heucherella 'Sweet Tea' Photo by Skagit Gardens



Magnolia 'Sunsation'



Magnolia 'Blushing Belle'



Magnolia 'Black Tulip'



Magnolia 'Limelight'



Magnolia Colossus 'Sunburst'



Magnolia 'Sieboldii Colossus' Photo Reimer's Nurseries Ltd.

Dear Friends,

The foundation of the garden and nursery has and will always be the “rhododendron”, some being 50 to 80 years of age, while others are just first graders, or teenagers. Interspersed among this prestigious group is a wonderful selection of magnolias, maples, kalmias, camellias, conifers and a growing variety of bulbs, perennials and ornamental trees.

We continue to collect plants from around the world and add them to our garden and nursery. As a result, the consumer has a greater choice than ever before, of not only new plants, but those time honored ones.

Bloom Time: The peak blooming season usually occurs around **Mothers' Day**. However, many rhododendrons, azaleas, kalmias, flowering trees and shrubs continue to bloom well into June and a few into early July. **Early blooming rhododendrons** start showing color in early February. **Fragrant rhododendrons** and **azaleas** bloom in **late April** and **early May**.

The **Autumn leaf color** occurs from **mid-October** to **early November**, and is an uncommonly beautiful sight with the multitude of large trees and shrubs. From late November through late December the spawning chum salmon can be seen in our meandering creek.

Reservations:

It is helpful to make reservations for large groups. This insures the presence of ample staff to better serve your needs along with the necessary space and time to enhance each person's visit. **Admission Charge:** \$1.00/person. Children under 12 are admitted free.

Coffee, tea and hot chocolate are available at a nominal fee.

What to Wear:

We encourage visitors to dress for the elements, particularly in casual clothing and comfortable walking shoes. It may be deemed appropriate to bring along an umbrella and/or boots. Brinnon receives an annual rainfall of approximately 55 inches every year, which is about the same as the Seattle/ Tacoma areas.

How Much Walking:

There are many pathways throughout this 7-acre site. Most are covered with a combination of sand and gravel, and a few are grass-covered. The gently sloping terrain is not totally suited to wheelchairs. Benches are placed throughout the garden. A leisurely stroll takes approximately one to two hours over one-half mile of pathways.

Whitney Gardens of Dreams

The Gardens announce a beautiful house rental through VRBO (Vacation Rental by Owner). The wheelchair accessible house includes 2 bedrooms (1 King, 1 Queen), 2 bathrooms (1 with tub and one with walk-in shower). Fully equipped kitchen with 2 eating areas. A large livingroom with a marble fireplace. Wifi and TV plus many other amenities. For details, availability and reservations, please call us at (800) 952-2404 or email us at info@whitneygardens.com

Gift Certificates
Available at the Garden/Nursery

Welcome to Our 61st Edition 1955 - 2016

All dogs must remain in their owner's vehicle. Please contact **The Garden** if your dog must be removed from that vehicle.

We have a **large covered gazebo** for those who wish to have a picnic &/or use their laptop computer with our **Free WIFI**, while others in their party enjoy the garden &/or shop at the nursery.

Family traditions make the Garden/Nursery a focal point each spring, and those traditions become the exponent for increased public awareness, recognition and as a result, subsequent growth. We also provide **great service and quality plants** that keep customers coming back year after year. We have remodeled our office to include a beautiful **Gift Shop**. We are also able to serve your planting needs throughout the year with **landscaping services for your garden**. Our nursery and landscape divisions have the capabilities of working with homeowners to suggest specific plants for their gardens, irrigational systems, garden renovations, seasonal yard maintenance and eco friendly horticultural solutions.

The Whitney Gardens & Nursery including all the staff have joined together to pledge 100% of the proceed from the designing, sewing and selling of **Aprons for Scholarships** of \$500.00 to a graduating Quilcene/Brinnon student. We wish to thank everyone who so graciously help us to achieve this goal. **Thank you for your continued patronage and have a wonderful New Year.**

Table of Contents

Berries, Fruit, & Nut Trees	78
Camellias	34
Clematis	77
Conifers	35
Deciduous Azaleas	38
Evergreen Azaleas	41
Ground Covers & Perennials	46
Kalmias, Mountain Laurels	56
Magnolias	57
Maples	59
Native Northwest Plants	67
Ordering Information	82
Planting Instructions	80
Rhododendron Hybrids	2
Rhododendron Species	68
Shrubs, Trees & Vines	74
USDA Hardiness Map	40

© 2016 Whitney Gardens

All Rights Reserved throughout the world.

No part of this publication may be produced by

any mechanical, photographic, or electronic process,

nor may it be stored in a retrieval system, transmitted, or

otherwise copied for public or private use without prior permission from the

Whitney Gardens & Nursery.

Telephone (800) 952-2404 or E-mail info@whitneygardens.com

Phone: (800)-952-2404 • (360) 796-4411 • Fax: (360) 796-3556

Email: info@whitneygardens.com • Website: www.whitneygardens.com

Rhododendron Hybrids

Catalogue Key

This catalogue has been designed to give the consumer as much pertinent information as possible.

Plant Name Parentage

Beautiful Day (Hotei x Crest)

Some Shade	Low 3'	Late May	Yellow	0°F.
Environment	Approx. Height in 10 years	Bloom Time	Bloom Color	Hardiness

Planting Environment. Even though we recommend (1) some shade for a particular plant, most rhododendrons can be grown in a great deal of sun. Our growing fields, as an example are located in the sunniest part of the garden. However, in the long term, some shade or filtered shade is recommended, especially for the longevity of the bloom, for the protection from the summer sun and/or winter winds, and for a greener leaf color. **Too much shade encourages rank growth and fewer blooms.**

There is three recommended planting environs: (1) **some shade**, (2) **sun** and (3) **reflected heat or heat resistant**.

(2) **Sun**—indicates planting in total sunshine.

(3) **Reflected Heat**—indicates planting in total sunshine next to a structure, such as a building, a fence, a sidewalk, etc. This environs produces and generates an additional heat factor. Plant only those rhododendrons that are designated as **heat resistant**.

The following list of plants is currently available. However, many other plant selections, even though grown in small quantities, are available, but not listed in this publication. Please write or call.

Pricing Schedule: The following price schedule applies to all rhododendrons unless otherwise indicated. Prices are subject to change without notice.

Size		Price
6"-10"	(15- 25cm)	\$20.00
10"-12"	(25- 30cm)	\$22.50
12"-15"	(30- 38cm)	\$30.00
15"-18"	(38- 45cm)	\$37.50
18"-21"	(45- 53cm)	\$45.00
21"-24"	(53- 60cm)	\$55.00
24"-30"	(60- 76cm)	\$65.00
30"-36"	(76- 91cm)	\$75.00

We have frequent inquiries regarding a list of rhododendron varieties that are the **best of all** that we grow. This is indeed difficult to determine and very interpretative; however plants marked by * are the varieties we have selected. Many varieties are too new to specifically rate or select, however the test of time is always a wonderful indicator.

Abe Arnott (Marchioness of Lansdowne x Lee's Dark Purple)

Sun or Part Shade Tall 6' Mid-May Orchid Dark Eye -5°F.

Large globe-shaped orchid-purple blooms accented with an imposing dark eye presented on an upright, somewhat open growing plant (Weber, 1974) (Fall 2016) 8"- 10"

*A. Bedford (mauve seedling x R. ponticum)

Sun or Part Shade Tall 6' Late May Blue/Dark Eye -5°F.

A very tall, upright and vigorous growing plant canopied with oblong, glossy, smooth-textured deep olive green leaves. The beautiful medium blue flowers with a dark eye are held in compact full-dome trusses. (Lowinsky 1936±) 12"- 15", 18"- 21"

*Aglo (R. carolinianum x R. minus)

Sun & Heat Low 3' Early April Pink -25°F.

A plant easily admired throughout the growing season, as it displays fresh green foliage in the spring, which changes to a reddish mahogany foliage for fall, followed by a springtime show of vivid pink blooms silhouetting a mound-like, heavily foliated plant. **Must have excellent drainage.** (Mezitt) 12"- 15"

Aladdin (R. griersonianum x R. auriculatum)

Some Shade Tall 6' June Pink 0°F.

A statuesque plant with stiff upright well-branching stems that display large lance shaped hairy matte green leaves, which behold large trumpeted pale pink rounded, somewhat lax-shaped blooms. (Crosfield 1930) 10"- 12", 12"- 15"

*Alena (Cunningham's White x R. decorum)

Sun/Pt Shade Medium 4' Late April Fragrant White -15°F.

Large, richly scented ball-shaped snowy-white flowers stippled with light yellow spots within, are presented on a round broadly branching plant encased with polished dark green leaves. An impressive import from Czechoslovakia. (Kyndl 1970) 8"- 10"

Alice Franklin (Ole Olson x Loderi King George)

Sun or Pt. Shade Medium 5' Early May Scented Cream +5°F.

For many years Bill Whitney & Halfdan Lem exchanged newly hybridized rhododendrons. Today, most have grown into large unknown specimens. Occasionally identification can be made as it was with this plant. A well-branching canopy is circumvented with deep olive green leaves that are attached to the stem with colorful mahogany red petioles that merge to golden yellow tones before attaching to each leaf. Rounded pale yellow flat-topped blooms are highlighted with deeper yellow freckling and a greenish colored throat. (Lem, H.L. Larson 1959) 15"- 18"

Alpine Dew (Unknown)

Sun Semi-Dwarf 2' Early April Pink White -15°F.

This widely branching infrastructure is densely frameworked with small elliptically shaped dull green leaves held for 2 years. Multiple flower buds are produced above each stem terminous and unfurl to display pale yellow-green, flushed pale pink buds that open white with random faint shadings of orchid-pink on the outside of each flower. (Cowles, King, Brooks 1990) 12"- 15"

Alyssa Nori (Nancy Evans x Crest x Ken Janeck)

Sun or Part Shade Medium 5' Early May Yellow 0°F.

Broadly elliptic, moderate green leaves amply mantle this well-branching rounded shrub. Generously produced buds open to present blooms 6" high x 8" wide with a medium golden yellow throat that fades to paler margins, faintly highlighted with red within the throat. (Brockenbrough, Nelson 2002) 6"- 8"

Amber Lantern (R. keiskei hybrids)

Sun or Part Shade Semi Dwarf 2' Late April Yellow -20°F.

Small, lancelike matte green leaves densely circumvent a broadly branching, compact and spreading plant. A multitude of moderate red buds open to present pale yellow blooms highlighted with strong coral-pink bands on the midribs. Blooms as a young plant. (Arsen, Roslyn, Brack 2001) 8"- 10"

Amber Touch (Nadia x [Brinny x Whitney Late Frilled Yellow])

Sun or Part Shade Low 3' Mid-May Salmon Yellow 0°F.

This plant is densely clad in lustrous deep green leaves that gracefully cover a well-branching rounded plant. Iridescent ball-shaped flowers of salmon yellow are beautifully animated with wavy-edges of soft yellow, additionally highlighted by a showy reddish throat and salmon colored spokes that radiate from the throat to the flowers edge. (Barlup 1996) 10"- 12", 12"- 15"

Amy (R. griffithianum hybrid)

Sun Medium 5' Mid-May Rosy-Pink -5°F.

This elegant century old English hybrid has a very inviting appearance, as it displays generously produced deep green leaves that framework this vigorous well-branching plant. Large and showy rosy-pink ball-shaped blooms beautifully mantle this shrub. (Waterer, Sons & Crisp) 10"- 12"

***Anah Kruschke** (*R. ponticum* seedling)

Sun & Heat Medium 5' Late May Lavender Blue -15°F.

Very sun tolerant. An attractive foliage plant, dense, compact and bushy. The smooth-textured dark green leaves are held for 3 years. The full dome trusses are lavender-blue with freckling within. It buds young, consistently and propagates easily. (Kruschke, Wright, Sr. & Jr. 1973) 6"- 8" thru 24"- 30"

Anna (Norman Gill x Jean Marie de Montague) (Diploid)

Sun or Part Shade Tall 6' Mid-May Rosy Pink 0°F.

This more upright and spreading plant is canopied by deep rich green leaves that are beautifully presented and abundantly produced. Classically poised above this canopy are dark rosy-pink blooms that fade with age to hues of medium/pastel pink, each highlighted by a distinctive red eye. Juvenile foliage is bronzy-colored and finally hardens off to a canopy of traditional rich green. (Rose, Lem 1952) 6"- 8"

Anna H. Hall (*R. catawbiense* var. *Album* 'Glass' x *R. yakushmanum*)

Sun Low 3' Early May Blush White -25°F.

This compact, moundlike, amply clothed plant has elliptic, smooth-textured dark olive green leaves with woolly beige indumentum. The opulent pink buds open to blushed white, full dome-shaped trusses of 15 flowers. (Leach 1962) 8"- 10"

***Anna Rose Whitney** (*R. griersonianum* x Countess of Derby (Triploid))

Sun Tall 6' Late May Rosy Pink 0°F.

About 1930, while living in Camas, Washington, Bill Whitney befriended Theodore Van Veen, Sr., of Portland, Oregon. According to Faye Whitney, Bill made the actual cross of Anna Rose Whitney. However, Van Veen grew out the seed, from which Bill and Faye purchased the superior seedling for \$20.00. Bill later registered and named the plant after his mother. The large globe-shaped blooms are classically poised above matte medium green leaves attached to stiff, multi-branching stems that grow into a vigorous, upright and spreading plant. It buds as a 4-5 year old plant and consistently thereafter. (Van Veen, Whitney 1954) 6"- 8" thru 30"- 36"

***Anna Vojtec** (*R. keiskei* 'Yaku Fairy' x Unknown)

Sun Dwarf 1' Mid-April Cream -10°F.

An elegant foliage plant with small and dense rich green leaves held for 3 years. Loose clusters of cream-colored blooms, produced with remarkable freedom and abundance, are daintily poised above this rounded, well-branching silhouette. (Foster) 8"- 10" thru 12"- 15"

***Anne's Delight** (Parentage Unknown)

Sun Low 3' Late April Yellow 0°F.

The bloom is a full dome truss with 14 flowers of medium yellow of good substance with red spotting in the dorsal lobes. Amply produced foliage is glossy dark green with a slight wave to each leaf. The growth habit is compact and spreading. (Whitney, Sather 1985) (Fall 2016) 8"- 10", 10"- 12"

Antique Yellow (Unknown)

Sun or Part Shade Medium 4' Mid-May Yellow 0°F.

Mel Sanders of Roseburg, Oregon has been hybridizing for many years and this is one of his many prodigies. Salmon-toned golden buds open to present larger medium yellow rounded blooms highlighted with golden tones in the throat plus a large red flare in the upper dorsal. The lustrous deep green leaves. (Sanders) (Fall 2016) 10"- 12"

Apollo Touch (Nancy Evans x Mrs. Furnival)

Sun or Part Shade Low 3' Late April Pink/Yellow 0°F.

Bright coral buds open to reveal rounded yellow blooms that transition to pale purplish-pink wavy-edged margins highlighted by a larger brick red flare/freckling in the throat. Pale pink midribs extend from the throat to the margins and a small calyx also ornaments this 5" bloom. Matte forest green leaves are held for 2 years. (Barlup, Johnson 2005) 10"- 12"

Apricot Fantasy (Hotei x Tropicana)

Sun/Pt. Shade Medium 4' Early May Peach-Amber -5°F.

Orange buds open to ball-shaped trusses bordered in pale peach transcending to golden amber in the throat, with scarlet freckling enhanced

by a large calyx. This upright, spreading plant has ample medium olive-green leaves. (Brockenbrough 1987) (Fall 2016) 10"- 12", 12"- 15"

April Glow (*R. williamsianum* x 'Wilgens Ruby')

Part Sun to Part Shade Medium 5' Mid-May Rosy Pink -10°F.

Broadleaf evergreen shrub, forms an evenly shaped mound. Leaves smooth, chordate, green, copper-red new growth. Flowers rosy pink, about 7-10 per cluster. At one time it was named 'April Showers', but there is an azalea that is registered under this name so the name was changed to 'April Glow' (Greer, 1996). 8"- 10"

Arabella (*R. yakushmanum* 'Koichiro Wada' x Kluis Sensation)

Sun or Part Shade Low 3' Mid-May Pink/White -5°F.

Ball-shaped blooms have a narrow band of deep rosy-pink ruffled edging that quickly transcends to blush white within, along with red freckling on the dorsal lobes. Deep matte olive-green leaves generously mantle this well-branching rounded superstructure. Leaves have beige indumentum beneath as well as juvenile growth with pale beige overtones. (Benannt 1986) 10"- 12"

Augie Kehr (Queen Anne's x Golden Star)

Sun or Part Shade Low 3' Early May Double Yellow 0°F.

A bounty of ball-shaped blooms have 13-15 flowers each and measure 6" wide and 3" high. However the most remarkable feature is being a full double of medium yellow that is ornamented with wavy-edges and a small 1/4" calyx. The well-branching, more upright growing plant is heavily frameworked with a periphery of glossy deep jade green leaves held for 3 years. (Kehr 1994) (Fall 2016) 8"- 10"

August Lamken (Dr. V. H. Rutgers x *R. williamsianum*) (Triploid)

Sun or Part Shade Low 3' Early May Rose -5°F.

Splendid blooms of frilled rosy-red with spotting in the throat silhouette this widely spreading compact plant. The rounded mahogany juvenile spring leaves gradually matures to a dark olive green of summer. (Hobbie 1971) (Fall 2016) 6"- 8"

August Van Geerte (*R. ponticum* x Unknown)

Sun & Heat Tall 6' Late April Lavender-Purple 0°F.

This century old plant is very sun and heat tolerant and should be used in a hedge, for it retains an ample production of rich deep green leaves that silhouette an upright moderate branching infrastructure. Rounded bunches of lavender flowers additionally animate this majestic plant. (Van Geerte, 1867) 10"- 12", 15"- 18"

Avery Mauna Loa x Unique Marmalade

Sun or Part Shade Low 3' Mid-May Salmon Yellow 0°F.

A beautiful canopy of moderate green leaves cover this well-branching silhouette. This rounded superstructure is adorned with bright salmon-red buds that unfurl to present ball-shaped blooms with a medium yellow throat that transcends to a distinctive salmon-pink margin. Paler colored midribs and a small red throat with freckling highlight this bloom. (Thompson) (Fall 2016) 10"- 12"

Award (Anna x Margaret Dunn Group)

Sun or Part Shade Medium 5' Late May White/Pink/Yellow 0°F.

This dense, well-branching plant has long, narrow matte green leaves that are somewhat cup-shaped. An unique tricolor bloom of primary white, pink and yellow with a touch of green. (Delbert 1969) 10"- 12"

***Azurro** (Lee's Dark Purple x Purple Splendour)

Sun & Heat Medium 5' Late May Red-Purple/Dark Eye -15°F.

Abundantly produced rich green leaves, blanket this well-built plant, with dome-shaped deep purple blooms and a dark eye. An excellent plant for cooler regions of U.S. (Hachmann 1986) 10"- 12"

***Azurwolke** (*R. russatum* x Blue Diamond)

Sun or Part Shade Semi-Dwarf 2' Mid-April Blue -8°F.

This dense, rounded plant produces a bounty of small blue blooms covering attractive evergreen foliage. Excellent plant for rock gardens. (Hachmann 1977) 6"- 8"

Baden Baden (Essex Scarlet x *R. forrestii* var. *repens*)

Sun or Part Shade Semi-Dwarf 3' Early May Red -15°F.

A compact and spreading plant that branches well. The plant holds the smooth-textured, shiny emerald green foliage for 3 years. The bright red

bells with a dark eye are held in clusters of 3-5. (Hobbie 1945) 10"- 12", 12"- 15"

Bambi (R. yakushmanum x Fabia Tangerine)

Some Shade Semi-Dwarf 2' Mid-May Salmon-Pink -15°F.
A bounty of deep green leaves beautifully framework this amply furnished rounded plant. A prodigious array of buds open from red to bright salmon-pink ball-shaped clusters combined with slight nuances of yellow. (Wiseman, Waterer 1986) 6"- 8"

Bambi x R. Proteoides

Sun or Pt. Shade Semi Dwarf 18" Early May Cream/White -5°F.
This lovely compact and dense plant is beautifully circumvented by amply produced small deep green leaves above, coupled with pale beige colored indumentum below. Small rounded cream to white blooms are highlighted by pale pink margins and faint red freckling within. 8"- 10"

Barbara Hall (Road Red (s) x Prelude)

Sun or Part Shade Tall 6' Mid-May Purplish/Pink -10°F.
Vivid magenta-red buds open to display stunning purplish-red wavy-edged margins that transition to a moderate purple-pink throat eclipsed with a prominent deep red eye within and a peripheral of red v-shaped freckling. Deep red midveins also highlight these ball-shaped blooms. Moderate green leaves are held for 3 years silhouetting a very dense, rounded plant. This plant is hardy to -20°F. and bud hardy to -10°F. (Bayport, Briggs, Weagle 2002) 10"- 12", 12"- 15"

***Bariton** (A. Bedford x Purple Splendour)

Sun Low 4' Mid-May Purple Black-Eye -15°F.
A deep black-red eye and showy white anthers accent handsome ball-shaped trusses of violet-purple. The well-manicured, rounded plant is well clothed with dense foliage. (Hachmann 1988) (Fall 2016) 10"- 12"

Barto Alpine (Lapponicum Series hybrids)

Sun Low 3' Mid-April Lavender Blue -10°F.
This low, densely growing compact plant is blanketed with small deep emerald green leaves displayed on an upright growing plant. Bright lavender-blue flowers are lavishly produced and beautifully presented Barto, Greer 1964) 8"- 10"

Beautiful Bouquet (Unknown)

Sun or Part Shade Low 3' Early May White 0°F.
Pale fuchsia-pink buds open to white dome-shaped, frilly-edged trusses with bright fuchsia-pink lines that radiate from the throat toward the margins. Additional ornamentation includes a sunny yellow flare and burnt orange flare/freckling on the upper lobes. Dark green leaves held for 2 years beautifully silhouette this broadly branching compact plant. (Minch, Ward 1997) 8"- 10"

Beauty of Littleworth (R. griffithianum x ?)

Part Sun / Part Shade Tall 6' Mid-April White -5°F.
Broadleaf evergreen shrub, large growing, vigorous, droopy habit. Leaves are large, broad, elliptic. Leaf is dark green above with bronze beneath. Flowers from mauve pink buds develop into large white blooms with dark red-purple blotch on top petal, funnel-campanulate, pink stigma. As many as 15-18 flowers per truss. 12"- 18"

Belkanto® (Mrs. J. G. Millais x Golddekor)

Sun or Part Shade Medium 5' Mid-May Yellow-Orange -15°F.
(*'Golddekor'* is a *R. wardii* hybrid) A wealth of peach colored buds open to stately, ball-shaped blooms of peachy-yellow with chartreuse freckling within. Matte deep olive-green leaves are elliptically rounded with a slight twist presented on thick stems that form an upright, well-branching plant. (Herbst 1988) 10"- 12"

Bellefontaine (R. fortunei x R. smitnowii)

Some Shade Tall 6' Mid May Scented Pink White -17°F.
This well-branching, upright plant exhibits sturdy purple-red stems superstructured with amply produced long dark green leaves with purple-red leaf petioles. Rosy-pink buds open to present large scented ball-shaped blooms of rose to opal white, nicely eclipsed with a red flare/eye within. (Pike, Craig) (Fall 2016) 6"- 8"

Belle Heller (Catawbiense Album x white R. catawbiense seedling)

Sun Medium 5' Early May White/ Gold Eye -10°F.
The most notable feature of this plant is the lovely full-dome white trusses with a distinctively large yellow eye. The growth habit is rounded, broad and somewhat open with dark matte green leaves. (Shammarello 1958) 15"- 18"

***Berg's Queen Bee** (R. yakushmanum x R. tsariense) formerly Queen Bee

Sun or Part Shade Low 3' Late April Peach-Pink 0°F.
An upright and spreading plant presents remarkable dark green foliage heavily embellished with cinnamon-colored indumentum. A profusion of pale peach-pink blooms are carried in superb, ball-shaped clusters of 9-12. (Berg, Sinclair) 12"- 15"

Berry Punch (Brandt Red x R yakushmanum x Yaku Sunrise) x (C.I.S. x Jingle Bells)

Sun or Part Shade Medium 3' Mid-May Dusty Pink +5°F.
Bright magenta buds open to soft dusty pink blooms, 4" tall by 6" wide, with deep magenta freckling within. The outside flower color of strong magenta is nicely contrasted by pale dusty pink interior color. This dense well-branching superstructure has a periphery of forest green leaves above, coupled with ochre colored indumentum below. (Kesterson, Nelson 2001) 8"- 10"

Berry Shine (Yaku Sunrise x [C.I.S. x Jingle Bells]) x Blue Rhapsody

Sun or Part Shade Low 3' Mid-May Magenta 0°F.
Deep magenta buds unfurl to show off ball-shaped, frilly edged, bright magenta blooms that are eclipsed by a hint of strong orange-yellow freckling within. The exterior flower color is a vivid reddish-purple. Amply produced leaves are broadly elliptic, deep forest green that circumvent this rounded, well-branching framework. (Kesterson, Nelson 2003) 12"- 15"

***Bibiani** (Moser's Maroon x R. arboreum)

Sun or Part Shade Tall 6' Early April Red +5°F.
An appealing well proportioned plant is beautifully frameworked with a bounty of smooth-textured dark green leaves from which luminous red ball-shaped blooms handsomely presented, emerge. (Rothschild 1934) 10"- 12", 12"- 15"

Big Deal (Parentage Unknown)

Sun or Part Shade Low 3' Mid-May Creamy Yellow -15°F.
Weston Nursery of Hopkinton, Maine developed and tested this plant. Anything that survives their very harsh environs is a "Big Deal". The beautifully canopied plant grows much wider than tall and is circumvented with large dark matte green leaves abundantly presented. Rounded creamy-yellow flowers are highlighted with a dark yellow throat. (Mezitt) 8"- 10", 12"- 15"

***Black Magic** (Jean Marie de Montague x Leo)

Sun or Part Shade Medium 4' Mid-May Black Red 0°F.
A plant very much admired for the abundantly produced showy globe-shaped flowers classically which are poised on a matte forest green leafy framework encircling a well-branching, compact plant. (Greer 1988) 8"- 10", 12"- 15"

Black Satin (P.J.M. Cross)

Sun & Heat Low 3' Early April Red-Purple -20°F.
A dense, mounding plant is distinguished by very dark mahogany fall foliage from which a bounty of red-purple blooms emerge each spring. (Mezitt 1988) 8"- 10"

***Black Sport** (Britannia x Purple Splendour)

Sun or Part Shade Medium 4' Mid-May Deep Crimson 0°F.
This is one of the darkest crimson blooms with a dark eye of almost all rhododendrons. The growth habit is rounded and somewhat upright, displaying small dark green leaves held for 2 years. (Nelson, Briggs 1982) 6"- 8" thru 12"- 15"

Black Widow ([Frank Galsworthy x Leo]) x Warlock)

Some Shade Medium 5' Late May Maroon-Black -5°F.

Maroon-black funnel-shaped, slightly wavy-edged flowers with white anthers inside. The growth habit is upright and rounded with shiny, bright green leaves that have a ribbed texture. (Thompson) 12"- 15"

Blanc Mange (Godesberg x *R. auriculatum*)

Some Shade	Tall 6'	Late June	White	-5°F.
------------	---------	-----------	-------	-------

A vigorous, stalwart plant, spreading and upright with large matte dark olive green leaves, displaying well-poised globe-shaped pure white blossoms. (Rothchild 1934) 10"- 12"

***Blaney's Blue** (*R. augustinii* 'Towercourt' x Blue Diamond)

Sun or Part Shade	Low 4'	Late April	Blue	-5°F.
-------------------	--------	------------	------	-------

Beautiful sky blue flowers of small open funnel-shaped trusses totally cover the plant. The growth habit is rounded, dense and compact with smaller lance-like emerald green leaves in summer changing to a bronze tone for winter. It buds young and blooms prolifically. (Blaney, Ticknor 2006) 8"- 10" thru 15"- 18"

Blue Baron (Gletschernacht x Waltham)

Sun	Semi-Dwarf 2'	Early April	Blue	-10°F.
-----	---------------	-------------	------	--------

This upright growing plant (2' high by 1' wide) is densely foliated with small oblong dark green leaves on top with light green scales beneath aging to a light rust color. Each leaf terminous produces 20-multiple buds of vivid violet that open to exhibit medium lavender-violet inside flower color, interfaced with a vivid deep violet outside flower color. This plant is actually hardy to -20°F. however buds are only hardy to -10°F. (Mezitt, Weston 1996) 8"- 10", 12"- 15"

Blue Baron II (Unknown)

Sun	Semi-Dwarf 2'	Early April	Blue	-10°F.
-----	---------------	-------------	------	--------

This is **not** the same plant as "Blue Baron" which has a lavender-blue flower color. Basically all the principle characteristics are much the same, with the exception of flower color which is a brighter, deeper blue. (Stewart) (Fall 2016) 8"- 10"

***Blue Boy** (Blue Ensign x Purple Splendour)

Sun or Part Shade	Medium 5'	Mid-May	Violet	0°F.
-------------------	-----------	---------	--------	------

The openly funnel-shaped violet ball-shaped flowers have a dominant dark eye. The growth habit is somewhat upright, rounded and branches well with long and narrow smooth-textured dark green leaves that are held for 3 years. (Watson 1981) 6"- 8" thru 12"- 15"

Blue Diamond (*R. intrifast* x *R. augustinii*)

Sun or Part Shade	Semi-Dwarf 3'	Late April	Blue	-5°F.
-------------------	---------------	------------	------	-------

Small bright blue flowers are amassed on an upright, finely branched and compact plant with small dark green leaves. This plant has remained a favorite for many many years. It buds young and consistently. (Crosfield) 10"-12", 12"- 15"

***Blue Ensign** (Unknown)

Sun & Heat	Medium 4'	Early May	Lilac Blue	-20°F.
------------	-----------	-----------	------------	--------

The growth habit is rounded, compact and branches well. The smooth-textured dark green leaves also tend to leaf spot. The full-dome lilac blue flowers have a striking dark eye in the upper lobe, and continues to remain a crowd pleaser. (W. C. Slocock 1934) 8"- 10" thru 18"- 21"

Bluenose (*R. augustinii* hybrid)

Sun or Part Shade	Medium 4'	Late April	Blue	-5°F.
-------------------	-----------	------------	------	-------

This free-flowering bright blue form of the infamous *R. augustinii* exhibits a bounty of green leaves on this rather typical upright plant. Masses of bright blue blooms certainly add to its ornamental quality and make this a great plant for a garden setting. (Bruekner 1992) 6"- 8"

Blue Pacific (Purple Splendour x Susan)

Sun/Part Shade	Medium 4'	Mid-May	Medium Blue	-5°F.
----------------	-----------	---------	-------------	-------

This plant has medium blue-purple ball-shaped blooms that are nicely highlighted by a dark eye in the upper dorsal lobes. The growth habit is upright and spreading with a periphery of jade green leaves, which are abundantly produced. (Whitney, Sather 1976) 12"- 15"

***Blue Peter** (Unknown)

Sun & Heat	Medium 5'	Early May	Lavender Blue	-20°F.
------------	-----------	-----------	---------------	--------

The full-dome, open funnel-shaped frilled lavender blue trusses with a strong purple eye grace this plant along with beautiful dark green glossy

leaves. The growth habit is spreading, vigorous and branching well. Weevils will always find this plant, however it is still one of the best plants grown throughout the U.S. (Waterer, Sons & Crisp) 8"- 10" thru 15"- 18", 21"- 24"

Blue Ridge (*R. russautinii* x *R. augustinii*)

Sun or Part Shade	Medium 4'	Late April	Blue	-15°F.
-------------------	-----------	------------	------	--------

A profusion of radiant blue scented flowers produced in 4-5 florets per truss with a paler throat. The aromatic forest green elliptically shaped leaves are amply produced and moderately cover this upright, somewhat spreading superstructure. (Richardson, Haag 1981) 8"- 10"

Blue Tit (*R. impeditum* x *R. augustinii*)

Sun or Part Shade	Low 3'	Mid-April	Blue	-5°F.
-------------------	--------	-----------	------	-------

Matte green leaves pleasantly framework this dense and compact plant. Gray-blue flowers are generously produced and handsomely presented, after which juvenile spring foliage emerges as luminous pale yellow. (J. C. Williams 1933) 8"- 10"

***Bluette** (*R. augustinii* x *R. impeditum*)

Sun or Part Shade	Semi-Dwarf 2'	Late April	Blue	-5°F.
-------------------	---------------	------------	------	-------

Another dense, multi-branching and spreading plant exhibits small lance-like, smooth-textured, glossy medium green leaves. The small medium blue flowers are held in trusses up to 8 and totally cover the plant. (Lancaster 1958) 8"- 10" thru 12"- 15"

Blurettia (Blue Peter x *R. yakushmanum* 'Koichiro Wada')

Sun or Part Shade	Medium 4'	Mid-May	Red-Purple	-8°F.
-------------------	-----------	---------	------------	-------

Torrents of deep magenta buds open to ball-shaped blooms of bright red-purple margins that merge in color to a pale lavender throat along with gold freckling on the upper lobes. Thickly textured deep green leaves beautifully silhouette this mounding, well-branching superstructure. This German hybrid is just another in the long list of new international hybrids. (Hachmann 1982) 8"- 10"

Blutopia (*R. catawbiense Grandiflorum* x *A. Bedford*)

Sun	Tall 6'	Mid-May	Violet-Blue	-15°F.
-----	---------	---------	-------------	--------

Substantial gold freckling in the upper lobes highlight attractive and stately medium violet-blue blooms, as this color exhibition shrouds dense, polished forest green leaves that overlay this mounding, well-branching plant. (Hachmann 1988) 6"- 8"

***Bob Bovee** (*R. yakushmanum* 'Koichiro Wada' x *R. wardii*)

Sun or Part Shade	Low 4'	Mid-May	Creamy Yellow	-15°F.
-------------------	--------	---------	---------------	--------

Pale, creamy yellow flowers with red/green spotting in the throat showcase this rounded framework that is covered with a dense periphery of elliptically-rounded glossy dark green leaves held for two years. (Bovee, Sorenson & Watson, 1976) (Fall 2016) 10"- 12", 12"- 15"

Bonito (*R. discolor* x *Luscombei*)

Some Shade	Tall 6'	Early June	Scented White	-5°F.
------------	---------	------------	---------------	-------

An arresting plant ornamented with exquisitely scented veiled pink-white flowers with a chocolate eye, presented in large shapely trusses classically poised above well-furnished deep green leaves ample produced. The plant is upright and spreading with handsome proportions. (Rothschild 1934) 8"- 10"

Bonnie Campbell (Butter Brickle x September Song x *R. pachysanthum*)

Sun or Part Shade	Tall 6'	Mid-May	White	0°F.
-------------------	---------	---------	-------	------

This plant is a sister seedling to 'Bonnie Johnson' with many of the same attributes except it grows taller (6') and much wider (8') in 10 years. (Winberg 2002) 12"- 15"

Bonnie Johnson (Butter Brickle x September Song x *R. pachysanthum*)

Sun or Part Shade	Medium 5'	Mid-May	White	0°F.
-------------------	-----------	---------	-------	------

Pale pink buds open to present 6" white blooms with a hint of pale green and a very prominent vivid red throat and pale pink spokes that radiate on the outside of the bloom from the throat to the flowers edge. Elliptically-shaped glossy olive green leaves above have hairy indumentum below. Pale green-white juvenile growth first emerges then transitions to a rusty brown. This well-rounded plant has dense leaves that are held for 3 years. (Winberg 2002) 12"- 15"

***Bow Bells** (Corona x R. williamsianum)

Sun or Part Shade	Low 3'	Late April	Pink	-5°F
-------------------	--------	------------	------	------

A beautiful compact, rounded and dense mound has a beautiful periphery of glossy elliptical smooth-textured emerald green leaves held by the plant for 3 years. The 2 tone funnel-shaped pink bells form lax trusse that totally cover the plant, followed by a canopy of bronze, juvenile spring foliage. (Rothschild 1934) 8"- 10"

Brett (Bosutch x R. aureum)

Sun or Part Shade	Low 3'	Mid-March	Pale Yellow	-15°F
-------------------	--------	-----------	-------------	-------

The rounded, well-branching superstructure is canopied with deep green leaves that have red petioles and veins that nearly run the full length of the underside of the leaf. The pale yellow blooms are round and flat-topped with green freckling within. (Kentville Research Station) 12"- 15"

Bric-a-Brac (R. leucaspis x R. moupinense)

Part Shade	Dwarf 2'	February	White	+5°F
------------	----------	----------	-------	------

The small white flushed pink flowers form a lax truss held in clusters of 3. The growth habit is somewhat open and spreading with glossy deep green leaves with hairy edges, all highlighting a plant that branches moderately well. Protect from early AM frost. (Rothschild 1934) 6"- 8"

Brickdust (R. williamsianum x Dido)

Sun	Semi-Dwarf 30"	Early May	Dusty Rose	-5°F
-----	----------------	-----------	------------	------

This handsome, leafy canopy is supported by widely branching stems that are completely covered by forest green leaves. A bounty of delicate dusty-rose bell-like blooms is underscored with a nuance of salmon tones. (Henny 1959) 10"- 12", 12"- 15"

Bridal Dream (Glenna x Dexter's Champagne)

Sun	Low 3'	Mid-April	White	0°F
-----	--------	-----------	-------	-----

Soft pink buds open to exhibit 6" ball-shaped angelic white blooms enhanced with a showy reddish-brown dorsal flare extending about 1/2" in length. As the bloom ages the dorsal flare changes to a brilliant greenish-yellow superimposed with a larger area of red freckling. Elliptically-shaped semi-glossy moderate olive green leaves held for 2 years beautifully canopy this plant that grows twice as wide as tall. (Barlup, Johnson 2005) 12"- 15"

Brigg's Red Star (The Honorable Jean Marie de Montague - Tetraploid)

Sun	Medium 4'	Early May	Red	0°F
-----	-----------	-----------	-----	-----

Red blooms of great substance and texture, are ornamented with frilly-edges and dark brown freckling within, all incorporated into rounded, somewhat lax-shaped blooms, that shroud abundant deep green, slightly wavy leaves held for 3 years. (Briggs Nursery 1997) 15"- 18"

Bruce Brechtbill (bud sport of 'Unique')

Sun or Part Shade	Low 4'	Late April	Light Pink	0°F
-------------------	--------	------------	------------	-----

This plant duplicates 'Unique' except for the flower color. The openly funnel-shaped pink flower has a creamy yellow throat, while densely covering a rounded, amply furnished, well-branching superstructure. (Brechtbill 1974) 12"- 15"

Bruce Briggs Seaview Sunset x (R. pseudochrysanthum x Etta Burrows)

Sun or Part Shade	Low 3'	Late April	Red-Pink	0°F
-------------------	--------	------------	----------	-----

This plant if named for the founder of Briggs Nursery. Bright red-orange buds open to parade ball-shaped blooms with wavy-edged margins of vivid red-orange that transitions to a pale pink throat, eclipsed with a strong red eye. Rays of moderate dusty peachy-pink radiate out from the throat to margins. A yellowish-pink calyx with vivid red stripes also ornament each flower. Plant grows as tall as wide and is circumvented with a multitude of dark green leaves with very fine hairs below. (Fujioka, Briggs 2009) 21"- 24"

Bubblegum (A Tetraploid of Weston's Aglo)

Sun & Heat	Low 3'	Late March	Magenta Pink	-25°F
------------	--------	------------	--------------	-------

A tissue culture tetraploid, this plant has a larger flower, leaves and thicker, more substantial well-branching stems. A bounty of magenta pink buds open to present 5 wavy-edged margins of radiant magenta pink blooms enhanced with a deep purple-red flare in the upper lobes. Leaves are elliptic, semi-glossy and a moderate olive green. (Briggs 2007) 12"- 15", 15"- 18"

Bud Flanagan (Unknown x R. ponticum)

Sun	Medium 5'	Late May	Lavender/Maroon Eye	-5°F
-----	-----------	----------	---------------------	------

Large conical trusses of 18 to 20 lavender-purple bloom are beautifully eclipsed with a prominent maroon eye in the upper lobes. This handsome, stately plant is multi-branching and dense with a rounded silhouette revealing textured deep green leaves, amply produced. (Rothschild 1966) 8"- 10"

Bud's Yellow [(Inca Gold x R. yakushmanum 'Koichiro Ward') x R.

wardii] x Dexter's Orange

Sun/Pt. Shade	Medium 4'	Early May	Fragrant Yellow	-5°F
---------------	-----------	-----------	-----------------	------

Glossy deep olive green leaves, held for 2-3 year, beautifully framework this well-branching and rounded superstructure. Superimposed above this leafy canopy are fragrant ball-shaped pale yellow blooms. (Arsen 1995) (Fall 2016) 12"- 15"

***Burgundy Lace** (Anna x Frank Galsworthy)

Sun	Medium 4'	Late May	Burgundy	0°F
-----	-----------	----------	----------	-----

A wealth of vivid magenta buds open to feature ball-shaped burgundy colored 5" blooms highlighted by frilly-edged margins of pale purple-pink. The outside bloom color is a strong purple-red that transitions to deep burgundy, all beautifully ornamented with amber-brown freckling within and dark yellow-green dorsal lobes. Semi-glossy elliptic deep green leaves are abundantly produced and silhouette a well-branching and dense structure that grows wider than tall. (Fujioka 1993) (Fall 2016) 10"- 12", 12"- 15"

Bur Paw (R. bureavii x R. yakushmanum-smirnowii)

Some Shade	Low 3'	Early May	Pink White	0°F
------------	--------	-----------	------------	-----

This superb foliage plant has deep green textured leaves above and thick beige indumentum beneath that completely covers this dense, compact plant. Nicely presented, rounded blooms and the wonderful transition of the juvenile foliage also enhance the ornamental quality of this plant. (McClure) 10"- 12"

Busuki® (Tarantella x Small Wonder)

Sun or Part Shade	Low 3'	Mid-May	Red	-10°F
-------------------	--------	---------	-----	-------

This tough new German hybrid is distinguished by handsome iridescent red wavy-edged, ball-shaped blooms ornamented with dark freckling in the upper lobes. This bounty of color adorns this rounded well-structured plant, canopied with handsome green leaves held for 3 years. (Hachmann 1998) 12"- 15"

Calico Dancer (Anita Dustan x Lem's Cameo)

Sun or Part Shade	Low 3'	Early May	Creamy	0°F
-------------------	--------	-----------	--------	-----

This floriferous blooming plant exhibits pale creamy-yellow ball-shaped blooms with a slightly deeper color in the upper lobes, plus a hint of coral-red. Elliptically rounded, glossy, deep olive green leaves silhouette this multi-branching framework. (Barlup 1996) 10"- 12"

Calsap (Catalglia X Sappho)

Sun - Part Shade	Tall 6'	Mid-May	White	-25°F
------------------	---------	---------	-------	-------

Calsap combines the hardness of Catalglia with Sappho to produce a super hardy, upright grower. White flowers with a bold purple flare on the upper lobe in a formal truss. (Michener 1986)

Canadian Sunset (R. yakushmanum x Gipsy King)

Sun or Part Shade	Low 3'	Early May	Light Orange	0°F
-------------------	--------	-----------	--------------	-----

Full dome trusses of unique soft salmon fade to a light creamy yellow displayed on a compact and rounded plant that branches well. The dull green leaves have a hint of buff-colored indumentum. (Henny, Livingston, Lofthouse 1974) 10"- 12"

Candy Corn ((Nancy Evans x Orange Marmalade) x (Orange

Marmalade x Lem's Cameo))

Part Sun or Part Shade	Low 2'	Mid-May	Orange-Yellow	0°F
------------------------	--------	---------	---------------	-----

Orange-yellow flowers resemble candycorn. The outsides of the petals and picotee edge are peachy orange and the throat is mostly cream and yellow with red just above the stamens. A slow grower with a delightfully compact habit of attractive dark green foliage. (Wallace, 1999) 8" - 10"

Candy Stripe (Unknown)

Part Sun/Part Shade Tall 4' - 5' Late May Pink -10°F.
This Whitney hybrid has pink buds that open to flowers of a clear very light pink with a darker pink blended into soft stripes and a yellow spotted throat. It has a dense, compact, round form with a slow to moderate growth rate. Full trusses make for a good show to brighten any corner of your garden. (Whitney 1975) 18" - 21"

Caperci's Plum (Unknown)

Sun or Part Shade Dwarf 2' Mid-April Plum -5°F.
A parade of small vivid deep purple buds open to present eye-catching bright plum flowers that shroud this finely branched plant. A multitude of lustrous deep forest green leaves mantle this rounded plant. Leaves do have nuances of bronze tones in the winter. Requires sharp drainage. (Caperci) 8" - 10"

***Capistrano ([Hindustan x {R. catawbiense var. album x (R. discolor x Fabia)} x {Maxecat x Goldsworth Orange}] x Golden Gala)**

Sun Low 3' Late May Cream Yellow -15°F.
A plant that grows twice as wide as tall, amply clothed with lush deep green leaves from which ball-shaped yellow flowers emerge, beautifully presented. (Leach 1997) 10" - 12", 12" - 15"

***Carmen (R. sanguineum subsp. didymum x R. forrestii var. repens)**

Sun or Part Shade Dwarf 18" Late April Red 0°F.
The growth habit is spreading, compact and dense with small elliptically rounded glossy green leaves and dark red bell-shaped flowers. (Rothschild 1934) 6" - 8" thru 12" - 15"

Cary Ann (Corona x Vulcan)

Sun or Part Shade Low 3' Early May Coral Red -5°F.
This prolific blooming plant proudly presents bright coral-red blooms that smother this compact, broadly-branching framework. Matte dark olive green leaves are produced in great abundance. Blooms as a young plant. (Wright Sr. & Jr. 1962) 8" - 10"

***Casanova (Newburyport Belle x Good Hope)**

Sun Medium 4' Mid-May Amber -25°F.
Flat-topped bunches of delicate amber-pink blooms with a pronounced salmon gold flare/freckling in the throat, on a mounding well-branching plant with lustrous deep green leaves. (Leach 1986) 12" - 15"

Catalina (Unknown)

Sun Medium 5' Late May Magenta -18°F.
Conically shaped blooms parade a medium purple-pink throat that merges in color to vivid magenta margins. As this flower matures the throat fades to white and margins to pink. Medium green leaves cover this broadly branching superstructure. (Leach 1997) 12" - 15"

Catawbiense Boursault (A selected form of R. catawbiense)

Sun & Heat Tall 6' Early June Mauve-Rose -20°F.
Another time-honored English hybrid, animated with mauve-rose ball-shaped blooms, handsomely displayed above elliptically-shaped woodland green leaves held by multi-branching sturdy stems that framework this upright well-branching plant. (Boursault 1900±) 10" - 12"

Cheer (Red catawbiense seedling x Cunningham's White)

Sun or Part Shade Medium 4' Mid-April Rose Pink -10°F.
A very prolific blooming plant of rosy-pink full-dome trusses with red freckling, exhibited on a canopy of glossy smooth-textured jade green leaves. The plant habit is mounding, dense and multi-branching, which may facilitate shearing back for additional branch strength. You can always count on this plant setting buds every year without any doubt. (Shammarello 1958) 12" - 15"

Chemainus Noyo Brave x ([C.I.S. x R. rex] x Hansel)

Sun or Part Shade Medium 4' Early May Pink +5°F.
Handsome dome-shaped deep purplish-pink blooms have a dark red throat and freckling on the upper dorsal lobes. It is additionally ornamented with a 1" calyx of bright pink plus a darker pink outer flower color. Dense, lustrous, glossy deep green leaves are interfaced beneath with thick amber-brown indumentum which completely circumvents this well-branching superstructure. (Fujioka 2010) 12" - 15"

Cherries and Merlot (Pretty Baby x R. pachysanthum Whid Bee)

Sun or Part Shade Low 3' Late April Red 0°F.
This distinctive new generation of rhododendron has leaves with a red-purple underside that deepen in time with age, contrasted with semi-glossy dark green leaves above. This lustrous and leafy canopy circumvents a well-branching rounded framework. A prodigious array of red buds unfurl to exhibit vivid red blooms with discrete black freckling on the dorsal lobe. This bloom is 3½" high and 5" wide. (Fujioka 2012) 8" - 10"

***Cherry Cheesecake (Tetraploid of Hachmann's Charmont)**

Sun Medium 5' Mid-May White/Red Eye -15°F.
As a tissue culture tetraploid, this plant displays large pure white blooms highlighted by red wavy-edged margins and a showy red flare in the throat. Large deep forest green leaves densely circumvent this well-branching rounded plant that grows 5' tall and wide. (Briggs) 12" - 15"

***Chevalier Felix de Sauvage (R. caucasicum x hardy hybrid)**

Sun/Pt. Shade Medium 4' Late April Pink Dark Eye -5°F.
A sturdy well-mannered plant with a sculptured framework of medium green leaves, generously presented, bearing handsome free-flowering globe-shaped pink flowers with a showy dark red eye. This is another remarkable century old hybrid that continues to impress all who view it. (Sauvage 1870) (Fall 2016) 8" - 10"

***Chorus Line (Lem's Cameo x Pink Petticoats)**

Some Shade Medium 4' Early May Pink 0°F.
Classically presented, large globe-shaped rosy-pink blooms with darker margins are undertoned with a paler pink throat, all poised above dark green leaves, that framework this well-branching, upright, yet spreading plant. A sister seedling to Viennese Waltz, whose blooms are somewhat larger. (Lofthouse 1991) 10" - 12"

***Christmas Cheer (R. caucasicum x)**

Sun or Part Shade Low 4' Late February Pink -10°F.
An attractive mounding plant with a multi-branching canopy of matte medium-green leaves are superimposed with full-dome dark pink flowers that fade to a delicate soft pink flushed white. (T. Methven & Son) 8" - 10" thru 21" - 24"

***Cilpinense (R. ciliatum x R. moupinense)**

Some Shade Semi-Dwarf 30" Late March Pink +5°F.
Tubular, trumpet-shaped pale pink flowers are held in clusters of 3-5. The deep jade green elliptical leaves are amply produced silhouetting a rounded, spreading plant. Flowers may need some protection from early morning frost. (Aberconway 1927) 8" - 10" thru 12" - 15"

Cinnamon Bear (R. bureavii A.M. x R. yakushimanum 'Koichiro Wada')

Some Shade Low 3' Early May White 0°F.
Light pink buds open to angelic white ball-shaped blooms with bright magenta freckling within, beautifully presented on an exquisite framework of deep green leaves enhanced with thick cinnamon brown felt-like indumentum. The rounded, well branching plant gives year-round appeal. (C. Smith 1989) 8" - 10", 10" - 12"

Cloudburst (Wizard x R. irroratum ssp irroratum 'Polka Dot')

Sun to Shade Tall 6' March Pink 5°F.
Very long lasting pink flower trusses open in early March with a cloudburst of freckling. The ball-shaped flower trusses sit atop medium green leaves. (Wallace 1992) 8"-10" 10"-12"

Cody (Wind River x Janet Blair)

Sun or Part Shade Low 3' Late April Purple/Pink 0°F.
Strong magenta-red buds open to large 6" ball-shaped purplish-pink blooms that transition to deeper frilly-edged margins. The bloom color is consolidated with golden-orange hues especially in the throat along with discrete red freckling, highlighted by a golden-orange dorsal lobe and midribs of strong purplish-pink including a 1" calyx of pale yellow-orange. This well-branched superstructure is handsomely canopied with amply produced deep olive green leaves. (Barlup 1996) 10" - 12"

Colonel Coen (Unknown (Diploid))

Sun or Part Shade Medium 5' Mid-May Red/Violet -10°F.

An upright, spreading and somewhat open growing plant exhibits dark moss green leaves and red-violet full-dome trusses eclipsed with a dark freckling in the throat. (Ostbo 1958) 10"- 12"

Command Performance (Hachmann's Charmant x Snow Candle)

Sun or Part Shade Low 3' Late April Pink/White 0°F.

A bounty of strong magenta buds open to large 7" conical-shaped picotee-edged, light purplish-pink blooms that blend to a white throat. A conspicuous dark red eye, flare/freckling on the dorsal lobes, directly connects to a pale yellow background starting at the base of the throat and radiates out another 1". Dusty pink colorful spokes radiate from the throat to the picotee-edged margins. This widely-branching canopy is densely covered by semi-glossy olive green leaves held for 2 years. (Barlup 2005) 10"- 12"

Conemaugh (R. racemosum x R. mucronulatum)

Sun or Part Shade Medium 5' Late April Pink -15°F.

A periphery of glossy green leaves framework this upright growing plant with a bounty of lovely lavender-pink star shaped flowers. (Gable 1934) 10"- 12"

Coral Mist (Nancy Evans x Mrs. Furnival)

Sun/Part Shade Low 3' Early May Coral/ Pink 0°F.

A prodigious array of red buds open to present bright frilly-edged pink blooms that fade to a white center overlaid with a pale yellow flare in the upper lobes, and a sunny yellow calyx tipped with pale pink. Elliptically rounded forest green leaves amply cover this multi-branching plant. (Barlup 1999) 12"- 15"

Cormid (Midnight x Coronation Day)

Sun or Part Shade Medium 4' Late April Purple/Dark Eye -5°F.

Another global introduction from Australia spotlights this upright and spreading plant, ornamented with concave deep green leaves. Well-formed purple blooms of heavy substance blend into a veiled light lavender within, highlighted by a remarkable dark eye and interfaced with green flaring and showy yellow stamens. (K.vande ven 1980) 10"- 12"

Cornubia (R. arboreum x Shilsonianii)

Some Shade Tall 6' Early March Red +15°F.

A protected environment, especially from frost, is very helpful in order to enjoy the floral display of this plant. An upright, spreading and somewhat open growing plant displays luminous full-dome red flowers that canopy large medium green leaves, amply furnished and nicely presented. (Barclay, Fox) 10"- 12"

Cotton Candy (Marinus Koster x Loderi Venus) (Triploid)

Some Shade Tall 6' Early May Pink 0°F.

This vigorous, upright and spreading plant is blanketed by large globular soft pink blooms with red freckling within, and thick dark green leaves, all beautifully presented on this eye catching plant. **A word of caution:** Heavy snow &/or wind may cause stem breakage. **Please take precautions and stake all shrubs.** (Henny 1958) 15"- 18"

Cranberry Lace (Anna x Purple Lace)

Sun/Part Shade Medium 5' Mid-May Magenta/Pink 0°F.

A broadly branching dense shrub is beautifully frameworked by large glossy dark forest green leaves held for 2 years. Large, rounded blooms with vivid magenta margins transcend to bright fuchsia pink to pale purplish-pink in the throat are eclipsed with a strong magenta star-shaped flare within. (Fujioka 1994) 15"- 18"

Crater Lake (R. augustinii 'Barto Blue' x Blue bird)

Sun or Part Shade Medium 4' Mid-April Blue -5°F.

A prodigious array of bright violet-blue, flat saucer-shaped blooms with ruffled edges, are poised in clusters of 3 flowers above dark green leaves that are amply furnished while outlining this upright multi-branching shrub. The new juvenile spring foliage is a bronze-yellow color waning with age to mature deep green. (Phetteplace 1976) 8"- 10", 12"- 15"

***Crest** (R. wardii x Lady Bessborough)

Some Shade Tall 6' Late April Primrose Yellow -5°F.

This tall, moderately branching plant has an upright and somewhat open growth habit. The long-lasting full-dome medium yellow flowers consistently bloom each year. Only rarely does an off year occur. The glossy

dark green leaves are presented with graceful elegance. It blooms as a 6 year old. (Rothschild 1953) 8"- 10"

***Crete** (R. smirnowii x R. yakushmanum)

Sun Low 3' Early May Orchid Pink -12°F.

Bright magenta buds open to dome-shaped pale orchid pink flowers accented with gold spotting in the throat. This broad, well-branching, densely foliated plant has smooth-textured, glossy dark forest green leaves with woolly tan indumentum. Juvenile foliage has a gray to tan tomentum. This bushy well-manicured plant is mantled with a beautiful framework of leaves. (Lancaster, Leach, 1982) 10"- 12", 12"- 15"

Crossroads (R. kyawii x R. strigillosum)

Sun/Part Shade Medium 6' March Blood Red -15°F.

Beautiful Blood-Red ball shaped flowers with some dark freckling in the throat. (Larson 1968) 8"- 10", 10"- 12"

Cunningham's Blush (Unknown x Unknown)

Sun or Part Shade Medium 4' Mid-May Light Pink -15°F.

Another 150+ year old English hybrid that produces a bounty of buds that open to rounded blush pink blooms with yellow freckling on the upper lobes. The growth habit is very compact and dense, covered with a multitude of glossy deep green leaves. (Cunningham 1850±) 12"- 15", 15"- 18"

***Cunningham's White** (R. caucasicum x R. ponticum var. album)

Sun or Part Shade Medium 4' Mid-May White -15°F.

An easy growing plant, trim and fit, close and dense in behavior with a multitude of woodland green leaves from which emerge hoards of milky-white ball-shaped blooms with green-yellow freckling within. This wonderful foliage plant has without question, withstood the test of time. (Cunningham 1850) 8"- 10" thru 15"- 18"

***Cupcake** (R. yakushmanum x Medusa)

Sun/Pt. Shade Semi-Dwarf 2' Early May Apricot Pink -5°F.

An engaging mounding plant with a fine, close-knit growing habit, amply clothed with dark forest leaves held for 3 years, with bronze indumentum. The flowers are produced in great abundance, and present an uncommon blend of apricot pink tones that are impressively displayed. (Thompson, 1994) 10"- 12", 12"- 15"

Curlew (R. ludlowii x R. fletcheranum)

Some Shade Dwarf 1' Mid-April Yellow -5°F.

A finely textured plant, with a close-knit habit, handsomely bears rich lustrous, abundantly produced green leaves, from which emerge very delicate yellow bells daintily poised in loose clusters. Fertilize sparingly. (Cox 1970) 8"- 10"

***Cynthia** (R. catawbiense hybrid x R. griffithianum) (Triploid)

Sun & Heat Tall 6' Mid-May Rosy Red -15°F.

An upright, open and vigorous growing plant that may need additional pruning, from time-to-time, to maintain it's shape. However, this old-time favorite has attractive large high-dome trusses of rosy-red with dark spotting. The dark green leaves are held for 2 years. (Standish & Noble 1870?) 8"- 10" thru 24"- 30"

***Dad's at a Distance** (Ring of Fire x Pink Petticoats)

Some Shade Medium 4' Early May Yellow Orange 0°F.

A good friend, who just recently passed away, gave us this plant, and we will always think of him as we pass by. Generously produced jade green leaves beautifully cover this rounded silhouette. Above this leafy canopy are ball-shaped blooms with red-orange margins highlighted by a golden-yellow throat with freckling. This plant is a sister seedling to **'Dad's Indian Summer'** (Thompson) (Fall 2016) 10"- 12"

Dad's Indian Summer (Pink Petticoats x Ring of Fire)

Some Shade Medium 5' Early May Orange-Red 0°F.

A plant with a good disposition is clothed with lush green leaves, generously presented, that shroud this upright, well-branching plant. Salmon-colored blooms have pale creamy centers and red-orange margins that form rounded, somewhat lax-shaped bunches of springtime color. (Thompson 1996) (Fall 2016) 10"- 12"

Dame Nellie Melba (Standishii x R. arboreum) (Triploid)

Sun or Part Shade	Tall 6'	Mid-March	Rosy Pink	0°F
-------------------	---------	-----------	-----------	-----

A very attractive, broadly branching mounding plant, handsomely ornamented with smooth-textured dark green foliage held for 3 years. Large, globe shaped rosy pink blooms accented by red freckling within, first appear on the plant as a 4-6 year old, and consistently thereafter. (Loder A. M. 1926) 12"- 15"

Dan's Early Purple (Unknown)

Sun or Pt. Shade	Medium 5'	Early April	Magenta Purple	-5°F
------------------	-----------	-------------	----------------	------

For many years, this plant slipped by us until one of our many customers called our attention to this very early blooming purple. Amply produced purple buds open to exhibit medium lavender-blue rounded blooms highlighted with deep freckling within. The plant habit is upright and well-branching, canopied with lustrous deep green leaves held for 2 years. (Bones) (Fall 2016) 12"- 15"

***Daphnoides** (R. virgatum x)

Sun	Low 3'	Late May	Lavender Blue	-10°F
-----	--------	----------	---------------	-------

A dense, heavily foliated, mounding plant with multi-branching stems, covered with unique and distinctive small glossy tightly spaced dark green leaves. The small, prolific full-dome trusses with slight red freckling in the upper lobes are another added bonus. (T. Methven & Son 1868) 8"- 10" thru 12"- 15"

***David** (Hugh Koster x R. neriiflorum)

Some Shade	Tall 6'	Early May	Red	+5°F
------------	---------	-----------	-----	------

Frameworked with handsome well-furnished deep woodland green leaves, this upright, multi-branching superstructure is additionally ornamented with a shroud of opulent red blooms with ruffled margins and showy white anthers. Even after 60+ years, the popularity of this plant does not wane. (Swaythling 1939) (Fall 2016) 8"- 10", 10"- 12"

Deep Clover [(Fancy x R. yakushmanum) x Frank Galsworthy]

Sun or Part Shade	Low 3'	Late May	Pink	0°F
-------------------	--------	----------	------	-----

This dense superstructure exhibits narrowly elliptic matte olive green leaves that outline this shrub which grows wider than tall. A parade of deep claret-red buds open to feature medium ruby-red margins and mid-ribs, counter balanced with a medium pink-purple throat along with medium yellow-green freckling within. Plant buds young and consistently. (Barlup 2000) (Fall 2016) 15"- 18"

Desert Sunrise (Unknown x Unnamed Whitney hybrid) x Pierce's Apricot

Sun or Part Shade	Low 3'	Late April	Yellow	0°F
-------------------	--------	------------	--------	-----

Synonym: Painted Desert. This well-furnished moderate olive green leafy canopy nicely mantles a plant that grows twice as wide as tall. Vivid coral-red buds open to present light orange-yellow interior flower color blending to moderate dusty pink, highlighted by a red flare within. The exterior flower color parades nuances of light orange-yellow blending to a moderate dusty pink. The bloom size is 3½" tall by 4¼" wide. (Barlup, Johnson 2005) 12"- 15"

Dexter's Champagne (Unknown)

Sun/Part Shade	Medium 4'	Early May	Buff/Pink/Apricot	-15°F
----------------	-----------	-----------	-------------------	-------

A wealth of eye-catching shapely blooms which includes an uncommon blend of buff, suffused with pastel pink and apricot underscored on a white background, all beautifully poised above forest green leaves that completely surround this rounded, broadly branching attractive plant of moderate stature. (Dexter, N. Y. Botanical. Garden, Westbury Rose Co. 1958) 10"- 12"

Dexter's Harlequin (Pygmalion x [R. haematodes x Wellfleet] x Unknown)

Sun or Part Shade	Medium 5'	Early May	Pink White	-5°F
-------------------	-----------	-----------	------------	------

A well-proportioned shrub of moderate stature, amply clothed with glossy olive green leaves nicely displaying ball-shaped bicolor flowers of dark pink transcending to a pale white throat highlighted by thin rays of deep magenta from throat to flower edge. (Dexter, Vossberg, Tyler Arboretum, 1983) 10"- 12"

***Dexter's Peppermint** (R. fortunei hybrid)

Sun/Part Shade	Medium 4'	Early May	Fragrant Lilac	-5°F
----------------	-----------	-----------	----------------	------

A moderately-sized plant, upright and spreading, clothed with dark green leaves, but best of all is the delightful fragrance from the bounty of pale lilac-pink blooms, sporting a green eye in the upper lobes. Another wonderful attribute is the heavy bud production as a very young plant. (Dexter 1978) 8"- 10", 10"- 12"

Dexter's Pink Satin (Unknown)

Sun or Part Shade	Medium 4'	Mid-April	Pink	-5°F
-------------------	-----------	-----------	------	------

Ball-shaped pink blooms have ruffled dark pink margins, highlighted by a brown flare in the upper lobes and dark red freckling within. The rounded, well-branching plant is beautifully outlined with deep emerald green leaves held for 3 years. (Dexter) 10"- 12"

***Dexter's Vanilla** (Unknown)

Sun/Part Shade	Low 3'	Mid-May	Scented White/Pink	0°F
----------------	--------	---------	--------------------	-----

Scented 7-lobed creamy white flowers with margins and veining of dark pink are highlighted with a small mahogany flare within. Blooms are held in lax-d-shaped trusses of 8 large flowers. Smooth-textured dark green leaves nicely blanket this compact, well-proportioned, rounded plant. (Dexter, Cowles, Heritage Plantation 1977) 12"- 15"

Dexter's Victoria (R. catawbiense x R. smirnowii)

Some Shade	Tall 6'	June	Pink	0°F
------------	---------	------	------	-----

A well-proportioned shrub, furnished with nice glossy forest green leaves majestically bearing shapely deep pink blooms with a greenish-brown eye in the throat, all poised in bunches of 15 flowers per truss. (Dexter, Cowles, Heritage Plantation 1977) 12"- 15"

Dolcemente (August x Fred Wynniatt Group)

Sun/Pt. Shade	Med. 4'	May	Salmon	0°F
---------------	---------	-----	--------	-----

Flowers are salmon pink at the margins and golden yellow in the center. The margins are elegantly frilled. Leaves are deep green and glossy. The shrub is compact and vigorous. (Hachmann, 1985) (Fall 2016) 8"- 12"

***Dora Amateis** (R. carolinianum x R. ciliatum)

Sun	Semi-Dwarf 3'	Late April	Scented White	-15°F
-----	---------------	------------	---------------	-------

A tight and dense growing plant, with nicely textured foliage of lance like dark green leaves that change to hues of burnt almond in the fall. Free-flowering scented white flowers - flushed pale pink have faint green freckling in the throat. Older plants may require shearing to improve shape. (Amateis 1955) 8"- 10" thru 15"- 18"

Dorinthia (R. griersonianum x (R. haematodes x R. griffithianum))

Sun or Part Shade	Semi-Dwarf 2'	Mid-April	Red	0°F
-------------------	---------------	-----------	-----	-----

A widely branching, compact plant densely shrouded with woodland green leaves, from which long-lasting lax red blooms enhanced with orange freckling and black stamens emerge. (Aberconway 1938) 12"- 15"

Dorothy Bishop (Hachmann's Charmant x Lem's Cameo)

Sun or Pt. Shade	Medium 4'-5'	Late May	Magenta White	0°F
------------------	--------------	----------	---------------	-----

Deep magenta-red buds exhibit 6" rounded blooms of strong magenta-red frilly-edged margins that transition to a white throat eclipsed with additional freckling of deep purple-red and a 1" long white calyx edged deep magenta-red. Broadly elliptic, olive green leaves are held above a plant that grows much wider than tall. (Barlup 2009) (Fall 2016) 10"- 12"

Double Besse (Tetraploid 2005)

Sun	Low 3'	May	Magenta	-20°F
-----	--------	-----	---------	-------

Deep burgundy-red buds open to present 4" ball-shaped blooms of bright magenta with hose-in-hose (double) corolla that measures 1½" x 2½" wide. This double bloom is also enhanced by a striking dark burgundy eye on the dorsal lobe. Semi-glossy, elliptical, matte olive green leaves are held on a well-branching plant that grows as tall as wide. (Briggs 2008) 12"- 15"

Duane Johnson (Butter Brickle X September Song)

Sun or Part Shade	Low 3'	Late May	Salmon/Yellow	0°F
-------------------	--------	----------	---------------	-----

A torrent of burnt salmon-orange buds impressively showcase rounded blooms with salmon-pink margins that merge to a medium yellow throat. Amply clothed dark green leaves superstructure a mounded, well-branching plant. (Winberg 2001) 8"- 10"

Dusty Miller (*R. yakushmanum* x unnamed hybrid)

Sun or Part Shade	Low 3'	Early May	Cream	0°F.
-------------------	--------	-----------	-------	------

A beautifully well-proportioned plant, with excellent carriage, canopied with exquisite dark green foliage is coated with silvery-beige indumentum, which also covers the stems and buds. A profusion of pink buds open to ball-shaped pale pink-cream flowers fading to cream. (Waterer, Sons & Crisp, 1981) 8"- 10", 12"- 15"

***Earl Murray** (*Lem's Cameo* x *Kubla Khan*)

Some Shade	Medium 5'	Early May	Salmon	0°F.
------------	-----------	-----------	--------	------

Magnificent spherical blooms of salmon-orange picotee margins blend to lighter hues within, classically poised above matte green leaves, amply presented on a vigorous, well-branching, upright plant (Murray) 8"- 10" thru 12"- 15"

Earl Murray's Sister (*Kubla Khan* x *Lem's Cameo*)

Sun or Part Shade	Medium 5'	Mid-May	Yellow Pink	-5°F.
-------------------	-----------	---------	-------------	-------

It has been stated that this bloom color is a little darker and possibly a little larger than 'Earl Murray'. Deep salmon-pink buds open to present ball-shaped blooms with strong salmon-pink margins and a pale yellow-pink throat. This upright, well-branching plant is beautifully canopied with deep olive green leaves held for 2-3 years. (Murray) 10"- 12", 12"- 15"

***Ebony Pearl** (Unknown) (Triploid)

Sun	Medium 4'	Mid-May	Pink	-5°F.
-----	-----------	---------	------	-------

A distinguished appearing plant as it displays well-furnished striking mahogany foliage throughout the year. This mounding shrub is covered with lovely rounded pink blooms that are amply produced. (Unknown) 8"- 10", 10"- 12"

Edeltraud (*Hachmann's Ornament* x *Furnivall's Daughter*)

Sun	Medium 5'	Mid-May	Rose/Dark Eye	0°F.
-----	-----------	---------	---------------	------

This rounded, open silhouette handsomely parades an array of forest green leaves from which ball-shaped rosy-pink blooms are beautifully eclipsed by a showy dark eye within. This German hybrid is a spring-time delight. (Hachmann 1987) 15"- 18"

***Edith Bosley** (*Dexter Bosley #1035* x *Lee's Dark Purple*)

Sun	Medium 5'	Mid-May	Purple	-25°F.
-----	-----------	---------	--------	--------

This plant is very similar to Purple Splendour with the exception of hardiness and a larger bloom size. It has an upright carriage, beautifully frameworked with rich deep green leaves, generously produced and gracefully bearing a rounded silhouette of dark purple trusses accented by a dark eye. (Bosley 1994) 15"- 18"

***Elizabeth** (*R. forrestii* var. *repens* x *R. griersonianum*)

Sun or Part Shade	Low 3'	Early April	Red	0°F.
-------------------	--------	-------------	-----	------

The growth habit is moundlike and branches well with amply produced matte green leaves. This prolific blooming red trumpeted flower totally inundates this plant. It buds young, consistently and propagates easily. Even though weevil like this plant, it is still worthy of a space in your garden. (Aberconway 1930) 10"- 12", 12"- 15"

Ellie Green (*Janet Blair* x *R. strigillosum*)

Sun or Part Shade	Medium 4'	Early May	Magenta Red	-16°F.
-------------------	-----------	-----------	-------------	--------

This plant produces a prodigious array of buds that open magenta red in a rounded outline with deep magenta red freckling within. Generous and stately deep olive green leaves beautifully framework this rounded and handsome silhouette. (Fitzburgh, Anderson 1995) 10"- 12"

Ellie Sather (*R. haematodes* x *R. mallotum*)

Sun or Part Shade	Low 3'	Late April	Red	0°F.
-------------------	--------	------------	-----	------

These two revered species have produced an outstanding progeny - a plant of great character, clothed with lavish woodland green textured leaves above, and thick cinnamon indumentum below. Compact luminous red trusses of good substance shroud this rounded and compact silhouette. (Heuston 1996) 10"- 12", 12"- 15"

Elsie Watson (*Anna* x *Purple Lace*)

Sun or Part Shade	Medium 5'	Late April	Purple-Pink	0°F.
-------------------	-----------	------------	-------------	------

An upright, moderately branching plant is nicely frameworked with well-clothed deep green leaves held for 3 years. Lavish magenta buds open to ball-shaped pale lavender-pink blooms with an impressive deep

purple star in the throat, mollified with additional purple freckling. (Fujioka 1991) 10"- 12"

Elvira (*R. brachycarpum* ssp. *Tigerstedii* x *R. forrestii*)

Sun or Part Shade	Semi-Dwarf 2'	Early May	Red	-29°F.
-------------------	---------------	-----------	-----	--------

A neat, widely spreading moundlike plant densely canopied with small deep rich green leaves from which a bounty of loose red flower clusters emerge with remarkable freedom. The basic physical characteristics between this plant and *Scarlet Wonder* are very similar. Another global introduction from the University of Helsinki, Finland. (M. Uosukainen) 10"- 12", 12"- 15"

Enchanted Evening (Parentage unknown)

Some Shade	Medium 4'	Late May	Salmon Pink	+5°F.
------------	-----------	----------	-------------	-------

This plant is very similar to *King of Shrubs*, except for its somewhat greater hardiness. The plant growth habit is rounded, broadly branching and nicely sheltered by matte moss green leaves with a slight twist, that are held for 3 years. The burnt-sienna buds open to lax-shaped blooms of soft salmon with a peachy-orange stripe that radiates from the throat to the margins. The golden-ochre throat has lime green freckling within. (Whitney, Sather 1976) 8"- 10"

***English Roseum** (*R. catawbiense* x Unknown)

Sun & Heat	Tall 6'	Late May	Rosy Lavender	-25°F.
------------	---------	----------	---------------	--------

Another 100+ year young plant from England that tolerates many adverse environmental conditions. This rock hardy plant produces a tremendous number of glossy green leaves, over a well-branching rounded superstructure. Soft rosy lavender ball-shaped blooms are amply produced and beautifully presented. (Waterer 1900±) 12"- 15", 15"- 18"

Evening Embers (*Plum High* x *Olin O. Dobbs*)

Sun or Part Shade	Low 3'	Mid-May	Purple-Red	0°F.
-------------------	--------	---------	------------	------

Dark red buds open to vivid purplish-red ball-shaped blooms with 6 wavy-edged margins that transition in color to a deeper colored flower periphery. The throat incorporates dark red-brown flares on 2 dorsal lobes. Moderate olive green leaves are held for 2 years on a well-branching plant. (Barlup 2010) 8"- 10", 10"-12", 12"-15"

Evening Glow (*R. discolor* x *Fabia*)

Some Shade	Medium 5'	Late May	Yellow	0°F.
------------	-----------	----------	--------	------

An upright and spreading plant nicely exhibiting matte green foliage held for 2 years. A prominent calyx skirts the lax-shaped trusses of yellow. (Van Veen Sr. 1958) 12"- 15"

Ever Red (*R. neriiflorum* *Rosevall* x *x*)

Sun or Part Shade	Semi-Dwarf 2'	Late April	Red	0°F.
-------------------	---------------	------------	-----	------

A new International introduction shows off stunning purple-red leaves above as well as below. This multi-branching rounded plant has a periphery of dense semi-glossy leaves that are held for 3 years. Laxed-shaped bright red blooms have dark freckling in the throat. (Glendoick, Cox) 8"- 10"

Excelsior (*R. degonianum* ssp. *yakushmanum* hybrid)

Sun or Part Shade	Low 3'	Mid-May	Pink	-10°F.
-------------------	--------	---------	------	--------

A prodigious display of deep rosy pink buds open to show off rounded pink wavy-edged blooms that fade to a bluish pink/white. This tough new German hybrid displays a mounding superstructure that grows wider than tall and is beautifully circumvented with thick deep green leaves above and fawn colored indumentum below. (Heinje) (Fall 2016) 12"- 15"

Extraordinaire (*Gold Medal* & *Olin O. Dobbs*)

Sun /Part Shade	Medium 5'	Early May	Creamy Pink	-5°F.
-----------------	-----------	-----------	-------------	-------

This hybrid exhibits a bounty of rose-colored buds that unfurl to present pink margins that transcend to a creamy throat, accented by a very prominent red eye and nuances of pale yellow within. As the bloom slowly ages, the colors fade to a creamy-pink. Dark green leaves nicely shroud this rounded superstructure. (Greer 1994) 12"- 15"

***Fabia** (*R. dichroanthum* x *R. griersonianum*)

Some Shade	Low 3'	Mid-May	Salmon Orange	+5°F.
------------	--------	---------	---------------	-------

This moundlike and well branching plant with smooth-textured matte green leaves is handsomely covered by loose hanging bell-like salmon-orange flowers skirted by a small calyx that offers something unique for the garden. (Aberconway 1934) 10"- 12"

Fabia Tangerine (*dichroanthum* x *griersonianum*)

Sun/Pt. Shade	Tall 5'	Late May	Red/Pink	5°F
---------------	---------	----------	----------	-----

The flower is funnel-shaped to campanulate, 2½" to 3" across, strong red shaded to deep pink edges, strong yellowish-pink in throat. Loose trusses of up to 8 flowers. Foliage is dark green with light fawn indumentum. Mounding growth habit. (Aberconway, 1940) 8" - 10"

***Fantastica** (*Mars* x *R. yakushmanum* 'Koichiro Wada')

Some Shade	Low 3'	Mid-May	Red Pink	-15°F
------------	--------	---------	----------	-------

Bright red buds open to large well-formed, elegant trusses of conical outline with glowing red outer flower margins and lighter pink-white within. The magnificent trusses are long lasting, and completely cover this moundlike plant. (Hachmann 1983) 8" - 10" thru 12" - 15"

***Fastuosum Flore Pleno** (*R. catawbiense* x *R. ponticum*)

Sun	Tall 6'	Mid-May	Lavender Semi-double	-10°F
-----	---------	---------	----------------------	-------

The dome-shaped trusses of semi-double lavender flowers with a yellow eye have a long-lasting bloom, and great public appeal. The somewhat open and upright growth has slightly elliptical convex green leaves. (Gehr, Francois, Ghent + 1846) 10" - 12" thru 15" - 18"

Fat Besse (*A sport of Besse Howells*)

Sun or Part Shade	Low 3'	Mid-May	Magenta	-15°F
-------------------	--------	---------	---------	-------

An abundance of large matte olive green leaves are displayed on a widely branching, rounded plant. Above this leafy canopy is a multitude of deep magenta buds that unfurl to present magenta-blue ball-shaped blooms with ruffled margins and some dark freckling within. (Briggs) 8" - 12"

Fireman Jeff (*Jean Marie de Montague* x *Grosclaude*)

Sun or Part Shade	Low 3'	Early May	Red	0°F
-------------------	--------	-----------	-----	-----

A rounded well-proportioned plant, handsomely ornamented with dense matte green leaves above, interfaced with slight cinnamon indumentum below. This plant produces a bounty of fire engine red blooms enhanced with a calyx, nearly as large as each flower itself. (Brandt, Eichelser 1977) (Fall 2016) 8" - 10"

***Fire Rim** (*Nancy Evans* x *Pink Petticoats*)

Sun or Part Shade	Low 3'	Early May	Magenta Yellow	+3°F
-------------------	--------	-----------	----------------	------

This exciting new hybrid produces a prodigious array of bright red buds that open to frilly-edged magenta blooms that transcend to a light yellow throat with red freckling within. These stately ball-shaped blooms have a wonderful sophisticated elegance. A widely branched plant with dark olive green leaves. (J. Barlup 1996) 8" - 10" thru 12" - 15"

Firestorm (*Vulcan* x *Chocolate Soldier*)

Sun	Low 3'	Mid-May	Red	-25°F
-----	--------	---------	-----	-------

A profusion of buds unfurl to display majestic red ball-shaped blooms, full of substance, ornamenting this dense, broadly branching, mounding plant, generously frameworked with matte green leaves. (Mehlquist 1991) 12" - 15"

First Impressions (*Independence Day* x *Mrs. Furnival*)

Sun or Part Shade	Medium 4'	Mid-May	Pink	-5°F
-------------------	-----------	---------	------	------

A great profusion of bright magenta-red buds open to feature rounded pale purplish-pink blooms with a creamy-white throat and deep magenta margins, all highlighted with large prominent deep magenta-red flare and freckling on the upper dorsal lobes. Moderate purplish-pink midribs and margins on a 6" bloom. Deep olive green leaves silhouette this widely branching plant. (Barlup 2008) 8" - 10"

***Flaming Comet** (*Ring of Fire* x *Lem's Cameo*)

Sun or Part Shade	Medium 5'	Mid-May	Cream Red	0°F
-------------------	-----------	---------	-----------	-----

Ball-shaped creamy yellow blooms are highlighted by frilly-edged red margins. This parade of color nearly obscures the leafy green undercarriage of dark green leaves that ornament this upright growing, well-proportioned plant. (Thompson) (Fall 2016) 12" - 15"

***Flaming Star** (*Ring of Fire* x *Lem's Cameo*)

Sun/Part Shade	Medium 5'	Mid-May	Cream/Red-Orange	0°F
----------------	-----------	---------	------------------	-----

Yellow ball-shaped blooms are stunningly accented by vivid red-orange margins that really highlight this well-proportioned and amply furnished upright growing plant that exhibits a periphery of deep moss green leaves. (Thompson 1996) (Fall 2016) 12" - 15"

Fragrans (*R. catawbiense* x *R. viscosum*)

Some Shade	Low 3'	Early June	Lavender/White	-10°F
------------	--------	------------	----------------	-------

A rounded plant silhouetted with fragrant lavender blooms with a white throat. Classified as an azaleadendron which is a cross between a rhododendron and a deciduous azalea. It's hybridization took place 200 years ago. This well-branching superstructure is frameworked with small greenish white leaves head for only one year. (Paxton, of Chandler & Sons 1843) 15" - 18"

***Fragrant Red** (*Venus Group* x *The Honourable Jean Marie de Montague*)

Sun or Part Shade	Medium 4'	Mid-April	Fragrant Red	+5°F
-------------------	-----------	-----------	--------------	------

Bright fuchsia buds open to exhibit brilliant fuchsia ball-shaped blooms that are additionally ornamented with two very dark ruby-red flares on the upper dorsal lobes, plus a wonderful fragrance. This historic plant is one of the first fragrant red rhododendrons in the annals of hybridizing. Glossy forest green leaves are produced in abundance while blanketing this upright, well branching canopy. This plant buds young and generously. (Watson 1995) (Fall 2016) 10" - 12"

Francesca (*Britannia* x *Dexter #202*)

Sun or Part Shade	Tall 6'	Mid-May	Red	-10°F
-------------------	---------	---------	-----	-------

Rarely does the U.S. Patent Office patent rhododendrons, however this is one of those exceptions. This wonderful jewel exhibits a profusion of buds that open to parade a very dark template of black-red, after which ball-shaped vivid scarlet-red stately blooms emerge and are poised above large matte green leaves covering a well-branching somewhat meandering plant. (Consolini, Savella 1971) 10" - 12", 12" - 15"

Fred Hamilton (*[R. neriiflorum* x *R. griersonianum]* x *R. dichroanthum*)

Some Shade	Low 3'	Late May	Yellow/Pink	-5°F
------------	--------	----------	-------------	------

Eye catching blooms of yellow are highlighted by pink bands radiating between throat and margins on each flower lobe. A multitude of flat-topped flower clusters adorn this widely branching plant silhouetted by well-furnished woodland green leaves. (Lem, Van Veen 1972) 10" - 12", 12" - 15"

Frostlight (*Janet Blair* x *Recital*)

Sun/Pt. Shade	Med. 4'	Mid-May	White	0°F
---------------	---------	---------	-------	-----

Flowers are broadly funnel-shaped; white with a light yellow eye; red freckling in upper lobes. (Barlup, 1996) 8" - 10"

Fumi (*Nancy Evans* x *One Thousand Butterflies*)

Some Shade	Medium 4'	Early May	Salmon/Pink	+5°F
------------	-----------	-----------	-------------	------

A multitude of buds unfurl to exhibit rounded blooms of bright salmon-pink, with wavy-edged margins that beautifully transition to a yellow throat enhanced with deep red showy nectaries. Elliptically-shaped, semi-glossy deep forest green leaves amply canopy this well-branching densely clothed superstructure. (Thompson) 8" - 10", 10" - 12"

Genesis I (*Nova Zembla* x *R. yakushmanum*)

Sun/Pt Shade	Low 4'	Mid-May	Pink	-25°F
--------------	--------	---------	------	-------

This very handsome compact, mounding plant bears smooth-textured, well-proportioned dark ivy green leaves that are held for 3 years, with only marginal indumentum. A torrent of magenta buds open to pink ball-shaped blooms that fade to a blush white. (Todd, Storms, Pinkerton) 10" - 12"

***George's Delight** (*New Yellow 6002* x *Crest*)

Some Shade	Low 3'	Early May	Yellow/Pink Edge	0°F
------------	--------	-----------	------------------	-----

The bloom has a very distinctive flower - a dark pink border giving way to a soft yellow that transcends into a darker yellow throat. The foliage is a nice matte green, forming an upright, moderately branching plant. (Whitney, Sather, 1985) 12" - 15", 15" - 18"

George's Ring (*George's Delight* x *Ring of Fire*)

Part Shade	Low 3'	Mid-May	Yellow Magenta	0°F
------------	--------	---------	----------------	-----

Laxed-shaped blooms of medium yellow have a broad perimeter of bright magenta outlining each flower. This colorful exhibition covers this broadly branching, rounded silhouette of glossy dark green leaves held for 2 years. (Sanders 1999) 10" - 12"

***Ginny Gee** (*R. keiskei* 'Yaku Fairy' x *R. racemosum*)

Sun/Pt. Shade Semi-Dwarf 2' Mid-April Pink-White -10°F.
The plant completely covers itself with a multi-colored mass of pink to white flowers. The exciting feature of 'Ginny Gee' is the color change from day to day, ranging from darker pink to shell pink, to pink stripes and tinged whites. It is a dense, compact plant with dark green leaves held for 3 years. (Berg 1979) 8"- 10" thru 12"- 15"

Gletschernacht (Glacier Night) (*R. russatum* x *Blue Diamond*)

Sun Semi-Dwarf 2' Late April Blue-Violet -5°F.
Intense blue-violet flowers smother this open, rounded and spreading plant amply clad with small brown-green scaly leaves, produced in abundance. (Sold in the USA as *Starry Night*). (Hachman 1976) 10"- 12"

***Glowing Gold** (*Yaku Sunrise* x *Lem's Cameo*)

Sun/Pt. Shade Low 3' Late April Coral Yellow 0°F.
A bounty of burnt orange-yellow buds open to parade ball-shaped blooms with coral-pink margins, magenta colored midribs, to a light orange-yellow throat that is highlighted by vivid orange-yellow freckling within. The exterior flower encompasses colors of pale pink margins to pale yellow near the flower base with deep coral-pink midribs. Narrowly elliptic leaves of deep green are held for 3 years, covering a very dense, broadly-branching plant. (Fujioka, Kesterson 2001) 10"- 12", 12"- 15"

Goldbuckett (*Scintillation* x *R. wardii* var *wardii*)

Sun/Pt. Shade Low 3' Mid-May Yellow -10°F.
Flowers are pale yellow with reddish spotting. Good foliage. Tough for a yellow. Needs good drainage. (Hachmann 1966) 8" - 10"

Golden Gate (form of *R. dichroanthum* subsp. *scyphocalyx*)

Some Shade Low 3' Mid-May Orange 0°F.
The most distinctive feature of this plant is the unusual flower color of salmon-orange margins with a golden yellow star-shaped throat. This rounded and bushy plant is amply clothed with handsome dark forest green leaves held for 3 years. (Unknown) 10"- 12", 12"- 15"

***Golden Genie** (*Crest* x *Lem's Cameo*)

Sun or Part Shade Medium 4' Early May Golden Yellow 5°F.
Handsome and shapely yellow trusses of conical outline, are produced in great abundance and impressively displayed on a moundlike well-proportioned dense plant, clothed in polished dark green leaves. (Brady, Briggs 1992) 10"- 12"

Golden Maya (*Mrs. Lammont Copeland* x *Mary Drennen*)

Sun or Part Shade Medium 4' Late May Yellow 0°F.
Vivid yellow buds open to parade wavy-edged dome-shaped bright yellow blooms of 5 lobes measuring 4½" high x 6½" wide. Glossy dark green leaves are held for 2 years and beautifully canopy a well-branched plant. (C. Smith, Imrie 1999) (Fall 2016) 10"- 12"

***Goldflimmer** (*Sport* of *R. ponticum* x *R. catawbiense*?) (Diploid)

Sun Medium 4' Early May Lavender Pink -5°F.
This is a lovely introduction from Germany. Handsome emerald green variegated leaves highlighted with the essence of primrose are randomly presented on a rounded, well-mannered plant. A soft golden eye highlights the dome shaped blooms of lavender pink. (Hobbie, Hachmann 1983) 10"- 12"

Goldprinz (*Festivo* x *Alice Street*)

Sun or Part Shade Low 3' Early May Yellow 0°F.
A profusion of glossy deep green leaves beautifully circumvent this well-branching superstructure. Above this dense leafy canopy are masses of golden salmon-orange buds which open to show off yellow ball-shaped blooms highlighted by a bright red flare/freckling within the throat. (Hachmann 1995) 8"- 10"

Goldsworth Crimson (*R. griffithianum* x *Doncaster*)

Sun/Pt. Shade Tall 6' Early May Red 0°F.
Flower campanulate to openly funnel-shaped, vivid red with paler center and black spots on the dorsal lobes. Dome-shaped truss has up to 16 flowers. Glossy, dark green leaves. Spreading growth habit. (Sloccock, 1926) 8" - 10", 10" - 12"

***Golfer** (*R. yakushmanum* x *R. pseudochrysanthum*)

Sun or Part Shade Low 3' May Pink White -5°F.
Spectacular foliage showcases this plant as the juvenile silvery-white spring leaves mature to its all-round elegance of pearl gray-green tomentum above and light beige indumentum below. Blooms of white fading to pink overlay this well-proportioned plant. (Berg 1981) 10"- 12"

***Gomer Waterer** (*R. catawbiense* hybrid) (Triploid)

Sun & Heat Medium 5' Late May White -15°F.
This is a beautiful foliage plant, dense, broadly branching, and consistently blooming year-after-year. The ball shaped white flushed lavender-pink blooms have yellow spotting in the upper dorsal lobes. (J. Waterer 1900) 8"- 10" thru 21"- 24"

Good News (*Britannia* x *Romany Chal*)

Some Shade Medium 4' Early June Red -5°F.
This well-branching plant is shrouded with matte green leaves above, interfaced with a hint of tan indumentum below. An array of red buds unfurls to present a lively spectacle of red wavy-edged blooms held in rounded trusses. (J. Henny 1973) 10"- 12" thru 30"- 36"

Gordon Jones (*Sappho* x *R. degroenianum* ssp *yakushmanum* Exbury form)

Sun/Pt. Shade Low 3' May Lavender -5°F.
Flower openly funnel-shaped, frilly edges, 2½" across, very pale purple aging to white with prominent dark red spotting. Dome-shaped trusses of 16. Foliage is glossy, dark green. Spreading, dense shrub. (Murcott, 1975) 8" - 10" 10" - 12"

Grace Seabrook (*Jean Marie de Montague* x *R. strigillosum*) (Triploid)

Sun or Part Shade Medium 4' Early April Red 0°F.
This beautifully rounded plant parades dark forest green pointed leaves supported by well-branching thick and sturdy stems. Above this leafy canopy, showy red, domed-shaped blooms, highlight this festival of color. This variety blooms as a 4-5 year old. (Seabrook 1965) 12"- 15"

***Graf Zeppelin** (*Pink Pearl* x *Mrs. C. S. Sargent*) (Diploid)

Sun or Part Shade Medium 5' Late May Pink -5°F.
Dark green leaves are held for 2 years. The strong growing habit forms an upright and spreading plant that branches moderately well. The ball-shaped bright pink trusses have a lighter pink center and gold freckling in the upper throat. (C. B. van Nes & Sons) (Fall 2016) 10"- 12"

***Grandma's Hat** (Unknown)

Sun or Part Shade Medium 5' Mid-May Purple Red 0°F.
An upright, yet somewhat spreading plant, nicely furnished with ample woodland green leaves, from which distinctive and showy rounded blooms highlighted by magenta margins that transcend to greenish-white in the throat and punctuated with deep scarlet flare within. (Lem ? 1987) (Fall 2016) 10"- 12"

Grand Slam (*Trude Webster* x *Lydia*) (Tetraploid)

Sun/Part Shade Tall 6' Mid-May Bright Pink 0°F.
A plant of great vigor, interfaced with thick branches covered with large, heavily veined, deep green leaves held for 3 years. The enormous radiant pink high dome-shaped flowers are classically poised in rich floral excellence. (Greer 1982) 10"- 12"

***Graziella** (*R. ponticum*)

Sun Low 3' Early May Pink 0°F.
This wonderfully dramatic foliage plant exhibits a lavish array of strap-like leaves attached to multiple branching terminals. Each terminal has at least 4-8 branches, hence a very dense, sturdy, compact plant. A multitude of mahogany colored buds unfurl into beautiful pink rounded blooms. A very similar plant is called '*Tressa McMurry*'. (Fall 2016) 6"- 8"

Gunborg (*R. yakushmanum* 'Koichiro Wada' x *Cynthia*)

Sun or Part Shade Low 3' Mid-May Rosy Pink -15°F.
This well-branching, compact and rounded plant is clad with dense olive green leaves. Deep rosy-pink buds open to display rounded rosy-pink edged blooms that fade to a lighter pink throat with red-

orange freckling within. This is a very floriferous blooming plant. (Heinje 1984) 10"- 12", 12"- 15"

Hachmann's Charmant (Hachmann's Diadem x Holger)

Sun/Pt. Shade Medium 4' Late May White/Purple-pink -15°F
Saucer-shaped with wavy-edges, white, edges are purplish-red to deep purplish-pink, conspicuous vivid red blotch on dorsal lobes. Conical-shaped truss of 17-19 flowers. Foliage is glossy, mid to dark green, with fawn-colored indumentum. (Hachmann, 1984) 8" - 10"

Hachmann's Diadem (Hachmann's Ornament x Furnivall's Daughter)

Sun/Pt. Shade Medium 4' Mid-May Lavender Pink -9°F
Masses of cone-shaped lavender-pink blooms with an impressive red flare/freckling within are classically poised above deep green textured leaves, nicely blanketing this mound-like framework. Eye-catching juvenile mahogany-red foliage. (Hachmann, Stuck 1983) 15" - 18"

Hachmann's Picobello ('Hachmann's Kabarett' X 'Schneespiegel')

Part Shade Low 3' June White 0°F
Ruffly-edged snow white rounded blooms showcase a large blackberry eye. Lustrous deep green leaves canopy a dense well-branching plant. 10" - 12"

Hachmann's Polaris (degronianum ssp yakushmanum 'Koichiro Wada' x Omega)

Sun or Shade Low 3' Late-May Pink -15°F
Flower openly funnel-shaped, slightly frilly, strong purplish-pink at the edges, merging into light purplish-pink to very pale purple, marked with strong yellow green. Held in ball-shaped truss of 18-20 flowers. Compact and mounding with dense foliage. (Hachmann, 1963) 8" - 10"

Hachmann's Rimini (Goldbukett x Nippon)

Sun or Part Shade Low 3' Mid-May Yellow Pink 0°F
A rounded silhouette of modest stature displaying well-furnished, semi-glossy, deep emerald green leaves. Ball-shaped blooms have pink/rose wavy margins that emerge into a pale yellow throat with bright golden red freckling within. Bright pink midribs highlight the outer flower surfaces. (Hachmann 1983) 10"- 12", 12"- 15"

Hallelujah (Kimberly x Jean Marie de Montague) (Triploid)

Sun Medium 4' Early May Rosy Red -15°F
A very unique and distinctive foliage plant with thick almost leathery forest green leaves held for 3 years. The large dome-shaped rosy-red flowers adorn this upright and well-branching plant with thick and heavy stems. It buds as a 3-4 year old, and consistently thereafter. (Greer 1976) 10"- 12", 12" - 15"

***Heavenly Scent** (R. fortunei x)

Sun/Pt. Shade Medium 4' Early May Fragrant Pink 0°F
The high lax trusses are a large medium pink bloom with a faint red freckling in the throat. Medium green leaves are held for 2 years covering a rounded, well-branching plant, and with age continues to grow into a nice specimen. This plant blooms as a 3-4 year-old and consistently. (Whitney, Sather 1986) (Fall 2016) 8"- 10", 10"- 12"

Helen Child (R. fortunei ssp. fortunei hybrid x R. williamsianum)

Sun or Part Shade Semi-Dwarf 30" Late April Pink 0°F
A dense, moundlike, widely-spreading plant, beautifully frameworked with small oval-elliptically-shaped deep green leaves from which a harvest of buds open to a cloud of lax-shaped pink flower clusters with red freckling within, that completely inundates the plant. (Larson 1976) 12"- 15"

Helen Deehr (Unknown Warrior x Noyo Dream)

Sun or Part Shade Low 3' Early April Rosy-Red 0°F
Well-packed rosy-red flowers of rounded form, held in trusses of 15, cover this broadly branching plant, well clothed with matte dark jade green leaves lightly indumented. (Moynier, 1984) 12"- 15"

Helen Everitt (Unknown R. fortunei hybrid)

Sun or Part Shade Medium 4' Early May Fragrant White -15°F
This shapely well-furnished mounding plant exhibits abundant lush woodland green leaves and strongly fragrant pure white blooms that resemble a cloudy mist. (Everitt) (Fall 2016) 6"- 8"

Helene Schiffner (Unknown)

Sun or Part Shade Low 4' Early May White -5°F
Ball-shaped trusses of pure white flowers are nicely displayed on a compact, rounded and well branching plant, silhouetted by lance-like green leaves attached to bronze-colored stems. (Seidel) 15"- 18"

Hellikki (Seidel x R. smirnoviev O.P.)

Sun or Part Shade Medium 5' Early May Magenta -29°F
Another global introduction from Finland, that displays ball-shaped deep magenta blooms, amply produced above well-furnished, matte green leaves. Elegant silvery juvenile foliage beautifully shrouds this mounding, well-branching plant. (M. Uosukainen) 12"- 15"

Henry's Red (Red R. catawbiense seedling x Unknown)

Sun Medium 5' Early May Red -28°F
Abundant dark red blooms of conical outline are presented above amply clothed well-proportioned rich green leaves, which silhouette this upright, broadly branching plant. (Mezitt 1988) 12"- 15"

Hillside Orange (Unknown)

Sun or Part Shade Low 3' Late May Salmon Orange 0°F
Toward the end of the blooming season, one does not expect to view this wonderful surprise emanating from our test garden. Showy ball-shaped salmon-orange blooms are contrasted with a slight red-orange freckling within. Amply produced matte green leaves nicely canopy this mounding, well-branching plant. (Fall 2016) 8"- 10"

Holden's Solar Flair (Unknown)

Pt. Shade Tall 4' Early May Yellow 0°F
True yellow flowers with a fiery red blotch. Foliage is dark green, and mildew-resistant. Has attractive red buds that last throughout winter. (Leach 1973) 8" - 10" through 10" - 12"

***Honey Butter** (Nancy Evans x [China x Lem's Cameo])

Sun Low 3' Early May Pink Yellow 0°F
Vivid red buds open to exhibit wavy-edged bright dusty pink margins that transcend to the warm yellow throat with a large 1" calyx. These domed-shaped blooms are additionally ornamented with strong deep pink midribs that radiate outward from the throat. Moderate olive green-ranching silhouette. (Barlup 1999) 8"- 10" thru 12"- 15"

***Honsu's Baby** (R. keiskei 'Yaku Fairy' x R. spiciferum)

Sun or Part Shade Dwarf 1' Late March White +5°F
Bright pink buds open to bell-shaped white flowers with light lavender-pink margins, poised in abundant clusters above, densely produced green convex and scaly leaves, exhibited on a widely branching, dense plant. (Dr. H. Spady, 1987) 6"- 8" thru 12"- 15"

Hoppy (R. yakushmanum x Doncaster) selfed

Sun/Pt. Shade Low 3' Early May Lavender White -10°F
Scores of dome-shaped lavender-white blooms are accented with yellow freckling on the upper lobes. The dark forest green leaves have minimal indumentum, but amply cover this compact, dense and well-branching plant. (Waterer, Sons & Crisp, 1972) 10"- 12", 12"- 15"

Horizon ATOC (Hotei x Brandt's Tropicana x Lem's Cameo)

Some Shade Medium 5' Late May Coral Pink 0°F
Bright coral-pink buds open to present dome-shaped (6"- 8") blooms with 7 flat-edged lobes of strong coral-pink that fade inside to a pale creamy yellow and prominent bright red freckling that covers much of the dorsal lobe and half of each of the adjacent lobes. Broadly elliptic deep green leaves are held for 2 years covering this rounded growing plant. ATOC stands for A Touch of Class. (Brockenbrough, McClure, Nelson 2002) 8"- 10"

Horizon Dawn [(Hotei x Tropicana)] x [R. yakushmanum x (Alice Franklin x Virginia Scott)]

Sun or Part Shade Low 3' Early May Creamy Yellow +5°F
This outstanding flower has pale yellow margins that transcend to a vivid yellow throat, generously covering this well-structured, rounded plant, blanketed with handsome jade green leaves that are held for 2 years. (Brockenbrough 1992) 12"- 15"

Horizon Fiesta (Hotei x R. yakushimnum 'Koichiro Wada' x (Whopper x Lem's Cameo))

Sun or Part Shade Medium 5' Mid-May Pink Yellow 0°F.
Vivid coral-pink buds unfurl to large 6"- 7" dome-shaped blooms with wavy-edged lobes of vivid pink that transcend to a pale yellow-orange throat with a prominent red flare on the upper dorsal lobe. Outside flower color is a pale lavender-pink. Lustrous, elliptically shaped dark forest green leaves are held for 2-3 years above this dense, rounded superstructure. (Brockenbrough, Nelson 2002) 8"- 10"

Horizon Garnet (Anna x Kilimanjaro)

Some Shade Medium 4' Mid-May Red 0°F.
This beautiful hybrid, exhibits well-furnished deep woodland green leaves, sheltering this upright and spreading superstructure. The leafy green background of the plant nicely contrasts a torrent of large ball-shaped radiant red blooms. (Brockenbrough, Nelson 1996) 8"- 10"

Horizon Jubilee (Unknown)

Sun or Part Shade Tall 6' Early May Pink -5°F.
A beautiful periphery of deep green leaves cover this well-branching under carriage of sturdy stems. From this rounded framework emerges large pink suffused creamy yellow blooms highlighted with a large deep red flare and freckling on the upper lobe. (Brockenbrough) 15"- 18"

Horizon Lakeside ([Nancy Evans x Lem's Cameo] x Skipper) (Diploid)

Sun or Part Shade Medium 4' Late April Scented Yellow +5°F.
This well-proportioned widely branching plant is blanketed with rich deep green elliptical leaves held for 2 years. A profusion of deep red buds unfurl to parade rounded light yellow scented blooms, eclipsed with a red flare/freckling within. The red calyx encircles each flower, enhancing its rich floral excellence. (Brockenbrough 1993) (Fall 2016) 8"- 10"

***Horizon Monarch** (Nancy Evans x Point Defiance) (Tetraploid)

Sun or Part Shade Tall 6' Mid-May Yellow +5°F.
Enormous globe-shaped creamy yellow flowers having a pronounced scarlet eye and a 1" calyx, are prominently displayed against rich dark green foliage, generously produced. They beautifully framework an upright and spreading, but well-knit plant. Undoubtedly one of the best yellow hybrids. (Brockenbrough 1990) 8"- 10" thru 30"- 36"

Horizon Serenity (Point Defiance x Nancy Evans)

Sun or Part Shade Tall 6' Mid-May Blush Yellow Pink -5°F.
A bounty of rosy-red buds open to large 5" ball-shaped, wavy-edged blooms of blush yellow/pink highlighted with a prominent vivid red flare/freckling within. These stunning blooms include 15 florets of heavy substance. Large deep green leaves are abundantly produced and amply presented above well-branching, thick and sturdy stems. (Brockenbrough) 18"- 21"

***Hotei** (Goldsworth Orange x R. souliei x R. wardii) (Diploid)

Sun/Pt. Shade Low 3' Mid-May Canary Yellow +5°F.
A calyx encircles appealing bright canary-yellow full-dome trusses. The rounded and multi-branching plant has medium-sized matte green leaves held for 2 years. Buds consistently after the age of 6. (Sifferman, Nelson 1968) 8"- 10" thru 18"- 21"

Hummingbird (R. haematodes x R. williamsianum)

Sun or Part Shade Semi-Dwarf 30" Mid-April Pink 0°F.
Pink flowers are arranged in lax trusses of pendular trumpets, which are produced with great profusion and remarkable radiance. All are daintily poised above a beautiful canopy of rounded dark forest green leaves with an undercarriage to suggest a hint of indumentum. This broadly branching plant is handsomely clad with dense foliage. (William 1933) 10"- 12"

Ilam Violet (R. augustinii 'Electra' x R. russatum)

Sun or Part Shade Low 3' Late April Violet Blue 0°F.
An upright, spreading plant has fine multi-branching stems with smaller lance-like dark green leaves that are held for 3 years. The smaller bright violet-blue flowers are openly funnel shaped and put on quite a show. It buds young and consistently. (Stead 1947) 8"- 10"

Impi (R. sanguineum s.s. didymum x Moser's Maroon)

Some Shade Medium 4' Mid-June Black-Red +5°F.
Lustrous black-red bloom clusters are held in somewhat lax form, amply covering medium-size sage green leaves that silhouette a dense, compact and spreading plant. (Rothschild 1945) 12"- 15"

***Impressions** Golden Torch x (Goldfort x Odee Wright)

Sun/Pt. Shade Semi-Dwf. 2½" Early May Pink/Cream Yellow -5°F.
An award winning Eastern hybrid that will live up to its name. Large lightly scented dome-shaped blooms have pale pink wavy-edged margins that transition in color to a very pale creamy throat, all of which are highlighted by a wonderfully brilliant yellow flare within and a large 3½" calyx. This dense, well-branching superstructure is beautifully silhouetted with glossy dark green leaves held for 2 years +. (Furman 2003) 10"- 12", 12"- 15"

***Independence Day** (Unknown - may include R. maximum)

Sun/Pt. Shade Medium 4' Late June Red/Dark Eye -5°F.
This is one of the few plants that will actually bloom on July 4th. A rounded, well branching, moundlike plant covered with smooth-textured fern green leaves retained for 3 years. The ball-shaped red blooms transcend to a pale pink throat eclipsed with a dark red eye. (Waterer, 1915) 15"- 18"

Ingrid Melquist (R. yakushimanum x Besse Howells)

Sun Semi-Dwarf 2' Mid-May Pink White -20°F.
A lovely plant named for a lovely lady. Beautiful stately pink blooms fade to a flushed pink, which adds to its rich floral character. This compact and dense plant is silhouetted with well-furnished deep sage green leaves above and some bronze indumentum below. (Melquist 1995) 10"- 12", through 18"-21"

***Intrifast** (R. intricatum x R. fastigiatum)

Sun or Part Shade Semi-Dwarf 2' Mid-April Blue -15°F.
A compact, broadly branching plant with blue-green foliage bearing small widely funnel-shaped bright violet-blue bells, daintily poised in loose clusters of great profusion. (Lowinsky, 1958) 8"- 10", 10"- 12"

***Invitation** (Anita Dunstan x Lem's Cameo)

Sun/Part Shade Low 3' Late April Pink Yellow 0°F.
This plant produces buds as a real youngster, in fact it displays a prodigious array of deep red buds that open to pale yellow-pink blooms that transcend to pale green-yellow in the throat accented with red freckling within. Outside each flower is painted the hues of dusty pink to strong pink midribs. This rounded well-branching plant holds leaves for 2 years. (Barlup 1996) 12"- 15"

Irene Stead - See Loderi Irene Stead

Isola Bella (R. dauricum 'Arctic Pearl selfed) x (R. fletcherianum 'Yellow Bunting')

Sun or Part Shade Low 3' Late March Pink/White 0°F.
A pink cloud of small rounded blooms transition to a blush white with restrained pale yellow-green freckling on the upper dorsal lobes. A parade of dark green leaves are produced with great passion to framework a well-branching, upright superstructure. (Bruecknew, Weafle) 10"- 12"

***Jalipeno** [(Fabia x R. haematodes) x Earl of Athlone] x Jean Marie de Montague]

Sun or Part Shade Low 4' Early May Red +5°F.
This handsome plant warms a spot in your garden, as it generously produces rounded red blooms displayed in clusters up to 18 with brown freckling and nectaries within. Dense, medium-sized leaves nicely shelter this compact and restrained plant that grows wider than tall. This plant buds very young and consistently thereafter. (Goheen 1976) 8"- 10", 10"- 12"

Jan Dekens (Unknown)

Sun or Part Shade Medium 5' Mid-May Pink -5°F.
Large conical-shaped pink blooms with slightly darker frilly-margins and red dorsal freckling, are classically presented on a heavily mantled plant with thick and vigorous stems that support matte green leaves with a slight twist to them. (Blaauw 1940) 12"- 15"

Jean Marie de Montague (R. griffithianum x) (Diploid)

Sun or Part Shade Medium 4' Early May Red 0°F.
This plant is one of the most successful and popular varieties grown in the Northwest or perhaps the World. A beautifully rounded, compact plant with large dark green leaves, flaunt bright prolific ball-shaped red blooms that delights the home gardener every year. It propagates easily

and buds young. With age, additional shaping may be necessary. (C. B. van Nes & Sons) 8"- 10" thru 24"- 30"

Jennica ([Anna x unnamed Lem's fortunei hybrid] x R. yakushmanum 'Siouxon')

Sun or Part Shade	Low 3'	Mid-April	Pale Lavender	0°F.
-------------------	--------	-----------	---------------	------

Bright cerise-red buds open to accentuate dome-shaped trusses with 5 wavy-edges of pale lavender throughout, while eclipsed by a strong red eye in the throat. This dense, mounding plant is amply clothed with semi-glossy dark olive green leaves above that interface with pale yellowish beige juvenile foliage that moderates in time to suede-like amber indumentum beneath. (Barlup 1999) 10"- 12"

***Jessie's Song** (Nancy Evans x Golden Anniversary)

Sun	Low 3'	Early May	Pink Yellow	0°F.
-----	--------	-----------	-------------	------

Strong rosy-pink buds unfurl to wavy-edged dusty pink margins that moderate to a pale yellow-green throat highlighted with a deep red flare within. The well-formed and well-proportioned plant holds dark green leaves for 2 years. (Barlup 1996) 8"- 10"

Jim's Blueberry Jam ((R. yakushmanum 'Koichiro Wada' x Burgundy) x Blue Pacific)

Sun or Part Shade	Tall 6'	Early May	Magenta-Blue	0°F.
-------------------	---------	-----------	--------------	------

Semi-glossy, deep forest green leaves densely cover this upright somewhat spreading plant. Bright magenta buds unfurl to show-off ball-shaped blooms with beautiful deep violet, wavy-edged margins that transcend to a magenta-blue throat and deep brown flare/freckling on the upper lobes. Blooms are 5" high and 6" wide and color-wise, certainly reminds you of "Blueberry Jam." (Fujioka 2007) (Limited) 10"- 12"

Jonathon Shaw (Melanie Shaw x Brenda Lee)

Sun/Pt. Shade	Low 3'	Late May	Purple Magenta	-10°F.
---------------	--------	----------	----------------	--------

A virtual cloudburst of vivid purple blooms, rounded and wavy-edged, shaded to a striking magenta throat and highlighted with a prominent black eye on the upper lobe, all majestically paraded above matte jade green leaves with a slight twist, that fully cover this dense, well-branching silhouette. (Leonard 1989) 10"- 12"

John's Soft Peach (Apricot Fantasy x Lemon Marmalade)

Sun or Part Shade	Tall 6'	Late June	Peach	+5°F.
-------------------	---------	-----------	-------	-------

A wealth of bright peach-salmon buds unfurl to show-off a soft peach colored throat, contrasted with bright ginger peach frilly-edged margins. The ball-shaped bloom (6"-7" high by 7"-8" wide) is also animated with a large 1" calyx of bright ginger peach. The well-branching, upright superstructure is beautifully canopied with semi-glossy moderate olive green leaves that are held for 3 years. The plant habit is somewhat more upright than spreading. (Smith, Irmie 2002) (Fall 2016) 10"- 12"

John T. Meagher (R. brachycarpum ssp. tigerstedtii x Mrs. T. H. Lowinsky)

Some Shade	Medium 5'	Mid-June	White/Brown Eye	-10°F.
------------	-----------	----------	-----------------	--------

White buds tipped with medium lavender edges open to present rounded wavy-edged lavender margins that rapidly change to white eclipsed with a very prominent brown flare, faintly infused with hues of sunny yellow. Blooms measure 5" high by 7" wide with a minimal calyx and are hardy to -10°F. while the plant is hardy to -20°F. Dense, glossy elliptically shaped deep olive-green leaves are held for 2 years frameworking a shrub that grows 5' high by 8' wide. (Hinton, Meagher, Weafle 2002) 10"- 12", 12"- 15"

Juan de Fuca (Blue Ensign x R. ponticum)

Sun or Part Shade	Tall 6'	Late May	Lilac-Blue	-15°F.
-------------------	---------	----------	------------	--------

A bounty of openly funnel-shaped lilac-blue ball-shaped blooms have a deep red eye/freckling in the throat. The glossy dark forest green leaves are retained for 3 years, silhouetting an upright, spreading and well-branching plant. (Larson 1977) 12"- 15", 18"- 21"

***June Bee** (R. keiskei prostrate selection x Mary Fleming)

Sun or Part Shade	Dwarf 2'	Early April	White	-15°F.
-------------------	----------	-------------	-------	--------

A fine, broadly branched plant, densely frameworked with small elliptical dark green leaves above with brown scales below. Beautifully poised above this mantle of green is a multitude of small white funnel-shaped-

blooms with a pale pink ribbon of color displayed on the outside of the dorsal lobes. (Berg, Sinclair 1955) 6"- 8", 12"- 15"

***Junifeuer (June Fire)** (Mary Waterer x Moser's Maroon)

Sun or Part Shade	Medium 4'	Early June	Red	-10°F.
-------------------	-----------	------------	-----	--------

Classically poised above this amply furnished deep green leafy background are dark rosy-red ball-shaped blooms that transition to a blush white throat and are eclipsed with a yellow-gold flare along with red freckling on the dorsal lobes. This well-branching, dense superstructure parades a wider than tall silhouette while also showing off rich maroon-red juvenile foliage of early summer. This German hybrid extends the blooming season. (Hachmann 1983) 10"- 12", 18"- 21"

Kabarett (Hyperion x Diadem)

Sun	Medium 4'	May	Purple Pink	-15°F.
-----	-----------	-----	-------------	--------

Abundantly produced deep forest green leaves measure 4" long by 2" wide and beautifully mantle well-branching sturdy reddish stems. This handsome leafy periphery superstructures a rounded, well-built plant that becomes smothered by ball-shaped blooms of purple-pink underscored with lilac and accented by red freckling on the upper lobes. (Hachmann 1997) 10"- 12", 12" - 15"

Kalamaika (Edeltraud x Progres)

Sun or Part Shade	Medium 4'	Early May	Pink	-12°F.
-------------------	-----------	-----------	------	--------

Bright red freckling is superimposed over an extremely large dark blood red flare that highlights this bright medium pink ball-shaped bloom. Of the 5 flower lobes, the dorsal lobe is completely engulfed while the other 2 have only half exposure. Deep olive green elliptically rounded leaves are generously produced while covering a well-branching upright carriage. (Hachmann 1990) 21"- 24"

Kalinka Morgenrot x (Mars x R. yakushmanum 'Koichiro Wada')

Sun	Low 3'	Mid-May	Rosy Pink	-10°F.
-----	--------	---------	-----------	--------

A good-looking dense and mounding plant shrouded with dark green leaves above and brownish felt-type indumentum below. Bright red buds unfurl to a dazzling rosy-pink cloud of blooms with darker wavy-edging and golden freckling. A wonderful specimen plant with age. (Hachmann 1983) 12"- 15"

Karalee (Hotei x Whitney Late Frilled Yellow)

Sun/Part Shade	Medium 4'	Mid-June	Creamy-Yellow	+5°F.
----------------	-----------	----------	---------------	-------

A compact and spreading plant, shrouded with a handsome framework of woodland green leaves from which a wealth of rounded frilly-edged creamy yellow flowers emerge. (Barlup 1995) (Fall 2016) 8"- 10"

Karen Seleger (R. impeditum x R. dauricum)

Sun or Part Shade	Dwarf 1'	Mid March	Lavender-Blue	-25°F.
-------------------	----------	-----------	---------------	--------

A multitude of medium lavender-blue blooms with 5 wavy-edged lobes are held in clusters of 5-7 flowers that completely smother this widely branching plant canopied with small, densely produced, scaly blue-green leaves. (Bruckner 1989) 12"- 15"

Karen Triplett (Seattle Gold x Unnamed Late Yellow)

Some Shade	Medium 4'	Late May	Yellow	+5°F.
------------	-----------	----------	--------	-------

A calyx surrounds the openly funnel-shaped domed trusses of medium yellow. The shapely, upright and well-branching plant exhibits medium-sized glossy jade green leaves held for 3 years. (Larson 1981) 12"- 15"

Ken Janeck - See Species (R. yakushmanum)

Kilimanjaro (R. elliottii x Dusty Maid)

Some Shade	Medium 5'	Late May	Red	0°F.
------------	-----------	----------	-----	------

Large and spectacular ball-shaped red blooms are classically presented on an upright, branching plant with dark green lance-like leaves held for 2 years. This plant buds as a 4+ year old. (Rothschild) (Fall 2016) 6"- 8"

***Kimberly** (R. williamsianum x R. fortunei)

Sun or Part Shade	Low 3'	Early May	Fragrant Pink	-10°F.
-------------------	--------	-----------	---------------	--------

A beautiful canopy of broadly elliptical sage green leaves and showy purple buds, all abundantly produced, sheltering a well-proportioned mounding, dense plant, impressively clothed in springtime with masses of fragrant pale pink bell-like blooms. (Greer 1964) 10"- 12", 12"- 15"

***Kimbeth** (Kimberly x Elizabeth)

Sun or Part Shade Low 3' Late April Rosy Pink 0°F.
This heavily foliated, densely branched, rounded plant is handsomely covered with moss green leaves and bell-like rosy pink lax trusses that totally cover this plant. A wonderful garden plant that looks good for all seasons. (Greer 1979) 10"- 12", 12"- 15"

King of Shrubs (R. fortunei ssp. discolor x Fabia)

Some Shade Medium 4' Late May Yellow-Orange 0°F.
A well-proportioned plant adorned with yellow stripes that radiate out from the throat toward the margins and salmon-orange rounded, somewhat flat-topped blooms, enlivened with a yellow flare within. Narrow and pointed deep fern green leaves are amply produced, covering a broadly branching, well-structured plant. (Ostbo 1958) (Fall 2016) 10"- 12"

Kiwi Magic (R. yakushmanum x Dido) x Lem's Cameo

Sun or Part Shade Low 3' Mid-May Peach/Pink 0°F.
An appealing beauty from New Zealand, exhibiting free-flowering rounded trusses of peach-pink shading to creamy-yellow tones within, eclipsed by a large calyx, all classically presented on a well-branching handsome plant, clothed with matte green leaves, amply produced. (Elliott) (Fall 2016) 8"- 10", 10"- 12"

Kodiak (R. bureavii x Ken Janeck)

Part Shade Low 3' Early May Pink-White -10°F.
This is an extremely attractive foliage plant. The new growth is a silvery gray that matures to a thick velvety buff-colored indumentum that covers the underside of a bureavii-type leaf of deep green, held for 2 years. The blooms are rounded, pink to white with some pink stripes that radiate on the outside midribs into the throat. Sets bud at 4-5 years of age. (Janeck, Eichelser) 8"- 10", 12"- 15"

Lady de Rothchild (R. griffithianum x Sappho) (Diploid)

Sun or Part Shade Medium 5' Mid-May White Red Eye 0°F.
A showy large ball-shaped white blushed pink bloom accented by a substantial crimson freckling in the upper lobe. the dark forest green foliage is held for 3 years, silhouetting an upright and spreading plant. Originally grown under the name of Mrs. *Lionel de Rothchild*. (Waterer) 8"- 10"

Lampion (Bad Eilsen x R. yakushmanum 'Koichiro Wada')

Sun or Part Shade Semi-Dwarf 2' Early May Red -8°F.
This International beauty won a Gold Medal in Germany in 1987. An explosion of fireworks beautifully outlines this mounding, well-branching plant, featuring somewhat lax-shaped blooms of vivid red. Deep olive green leaves, held for 2-3 years, shroud this well-branching undercarriage. (Hachmann 1985) (Limited) 8"- 10"

Landmark (Counterpoint x Carolina Rose)

Sun & Heat Medium 4' Early April Magenta -25°F.
Dome-shaped blooms with 6 wavy-edged lobes of strong purplish-red with very faint red freckling within. From a distance, the bloom color appears to be almost red. A lavish display of elliptically rounded green leaves in spring change to a beautiful orange-mahogany in the fall, retaining 75% of those leaves throughout the winter. This plant grows more upright than broad. (Mezitt, Weston 1996) 10"- 12", 15"- 18"

Lavender Satin (Jonathon Shaw x Plum High)

Sun or Part Shade Semi-Dwarf 2' Late May Lavender -10°F.
A bounty of moderate red-purple buds open to exhibit 6" dome-shaped blooms of lavender-blue with 5 wavy-edged margins of strong purple that undulate to softer tones in the throat. A large deep red-purple flare/freckling occurs on the upper flower lobes with strong to soft colored midribs that radiate from the throat to the margins. A well-branching plant grows wider than tall, eclipsed with semi-glossy olive green leaves held for 2 years. (Barlup 2008) 10"- 12"

***Lee's Dark Purple** (R. catawbiense hybrid)

Sun or Part Shade Tall 6' Late May Purple -15°F.
A dependable old time plant is still noticed and revered by the public. A plant with a trim, somewhat spreading, open growth habit has arching branches bearing dark sage green leaves held for 2 years. The large, showy dome-shaped dark purple blooms are classically presented with great distinction. (Lee 1851) 8"- 10" thru 12"- 15"

***Legend** (Point Defiance x Lem's Monarch) (Tetraploid)

Sun or Part Shade Medium 4' Mid-May Pink-White 0°F.
A bounty of deep ruby-red buds unfurl to parade large ball-shaped blooms that feature a white throat and a periphery of thin deep red picotee margins. This well-branching superstructure is handsomely silhouetted with amply produced deep woodland green leaves. This cultivar has a strong affinity to budding much younger than both of its parents. (Barlup 1997) 10"- 12", 12"- 15"

***Lemon Dream** (Creamy Chiffon x R. yakushmanum Exbury)

Sun Low 3' Late May Yellow 0°F.
A compact stately plant, clothed with handsome smooth-textured deep green leaves held for 2 years, is covered with a well-branching infra-structure. The greatest attribute of this plant is the late bloom time, when very few yellows show color. Rounded vivid yellow blooms showcase this wonderful springtime parade of color. (McCulloch, Briggs 1999) 10"- 12", 12"- 15"

Lemon Embers (Percy Wiseman x Recital)

Sun or Part Shade Low 3' Late May Canary Yellow 0°F.
A profusion of fire engine red buds fade when opening to bright canary yellow 4½" rounded blooms with a strong dusty pink flower margin/tips and additionally ornamented with a moderate magenta dorsal flare which consists of striating rays that terminate in small spots in an upward explosion. Strong purple-pink midribs also decorate each flower from throat to flower terminous. This rounded well-branching plant is beautifully superstructured with deep olive-green leaves held for 2 years. (Barlup 2005) 10"- 12", 12"- 15"

***Lem's Cameo** (Dido x Anna) (Diploid)

Some Shade Medium 5' Early May Apricot Cream +5°F.
The very large ball-shaped trusses of frilled apricot to cream flowers with red spotting in the throat are enhanced by bronze-colored juvenile foliage that slowly changes to a dark emerald green. The somewhat upright and spreading plant branches well, buds as a 3-4 year-old and consistently thereafter. One of the true standards of any garden is to have this plant. (Lem 1975) 6"- 8" thru 12"- 15"

***Lem's Monarch** (Anna x Marinus Koster) (Tetraploid)

Some Shade Tall 6' Early May Pink/Rosy Edge +5°F.
A vigorous, well branching and rounded growing plant displays sensationally large full-dome trusses of pink with darker pink margins. The large, thick deep green leaves are held for 2 years. Even though this plant buds as a 5-6 year old, it is a pleasure to wait for. (Lem, Fisher, Bell 1996) 8"- 10" thru 24"- 30"

***Leo** (Britannia x R. elliottii)

Some Shade Medium 5' Mid-May Deep Scarlet 0°F.
Beautiful waxy deep scarlet flowers of large dome-shaped proportions are enhanced by a rounded, broadly branching plant with oblong slightly recurved matte medium green leaves held for 3 years. (Rothschild 1948) 8"- 10"

Leo x Britannia

Some Shade Medium 5' Late May Red 0°F.
This revered Whitney cross has for years now captivated all who pass by. This stunning 15' plant displays amply produced matte green leaves that densely covers this rounded, somewhat upright superstructure. Deep waxy red ball-shaped blooms abundantly produced, beautifully ornament this plant. (Whitney, Sather) 8"- 10"

Leslie Belle (Purple Splendour x 1000 Butterflies)

Sun or Part Shade Medium 4' Mid-May Lavender Blue -5°F.
Purple buds open to show off frilly-edged margins of lavender-blue highlighted by a large dark eye/freckling within. Large ball-shaped blooms are eclipsed by purple midribs that radiate out from the throat to the margins. This mounding plant is circumvented by abundant dark green leaves supported by well-branching stems. (Stipes 1989) 10"- 12"

Lionel's Red Sheild (America x Carmen)

Sun or Part Shade Semi Dwarf 2½' Late April Red -15°F.
Currant red flowers held in lax-shaped blooms of 2-6. Buds are almost black red. Widely spreading plant, blanketed with forest green

leaves which circumvent this compact, low growing plant. (Rothchild, Brueckner 1988) 10"- 12", 12"- 15"

***Lisetta®** (Ovation x Erato)

Sun or Part Shade Low 3' Mid-May Red -10°F

One of the many challenges in hybridizing has always been to develop a true, low growing, hardy, and well-structured plant. Several new German hybrids as Lisetta, Busuki and Rabatz have met that challenge. Dark red buds open to parade lavish red ball-shaped blooms with faint freckling within. Amply produced deep green leaves beautifully circumvent this compact, well-branching superstructure. (Hachmann 2001) 10"- 12", 12"- 15"

***Loderi** (R. griffithianum x R. fortunei)

Some Shade Tall 6' Late April Fragrant White/Pink 0°F

A vigorous growing plant, upright and spreading with moderate branching, beholds large oblong matte green leaves held for 2 years. The high lax trusses of pale pinks to whites permeate the area with a delightful fragrance. Most propagate with some difficulty. It blooms at approximately 8+ years of age and consistently thereafter. (Sir E. Loder 1901)

Loderi Game Chick - a fragrant light pink with a pale eye. 10"- 12"

Loderi King George - pink bud fading to blushed white. 10"- 12" 12"- 15"

Loderi Sir Edmund - soft enriched pink fragrant flowers. 10"- 12"

Loderi Sir Joseph Hooker - graceful pink blooms. 10"- 12"

Loderi White Diamond - angelic white blooms. 10"- 12"

***Loder's White** (Unknown x R. griffithianum)

Some Shade Medium 5' Early May White +5°F

A rounded and well branching plant with attractive dark green foliage, amply produced and beautifully furnished. The large upright dome-shaped trusses of white blushed pink have a picotee pink edge that fade in time. Often times this plant is confused with the **Loderi** series. (Mangles) 12"- 15", 15"- 18"

Loon's Call (Mindy's Love x Satin Gold)

Sun or Part Shade Low 3' Late May Pale Yellow 0°F

Elliptically-shaped moderate olive green leaves nicely circumvent this very broadly branching superstructure that exhibits a bounty of leaves held for 2 years. Above each branch terminous are light greenish-yellow buds that unfurl to dome-shaped pale yellow blooms accented by a bright coral-pink flare/freckling that changes as the bloom ages to a bright yellow. Each bloom measures 4" tall by 5½" wide. (Barlup 2002) 12"- 15"

Lover's Blush (Raspberry and Custard open pollinated)

Sun or Part Shade Low 3' Mid April Scented White/Pink 0°F

Lovely pale creamy-white buds unfurl to present dome-shaped, slightly scented angelic creamy-white blooms that transition with age to a pale fuchsia pink. A discretely vivid dorsal flare and freckles also ornament this bloom. Below this colorful mantle is juxtapositioned with semi-glossy elliptical deep green leaves held for 3 years. (Sanders 2007) 8"- 10"

Love Story (Parentage Unknown)

Some Shade Low 4' Early May Creamy Yellow -5°F

The bud color is a rosy red that transforms as it opens into the following hues; light peach, misty lemon, creamy apricot, dusty rose, rosy pink, to an eye of bright lemon yellow and freckling of burnt sienna; and thereafter fading to a soft creamy yellow. The foliage is a thick, leathery, matte green that canopies an upright, moderately branching plant. It blooms as a 4-5 year-old (Whitney, Sather 1976) 8"- 10", 10"- 12"

Lucy Lou (R. leucaspis x ((R. ciliatum x R. leucaspis))

Some Shade Semi-Dwarf 3' Mid-March White +5°F

Small beautifully elliptical, hairy and scaly emerald green leaves shroud this dense, compact and broadly branching plant. The profuse pure white bell-shaped flowers form lax trusses of 3-5. Give protection from early AM frost. (Larson 1958) 10"- 12"

Lumos (Janet Blair X September Song)

Sun /Pt. Sun Tall 5' Late May Cream/Pink/Peach/Orange 10°F

A bounty of flower buds which open displaying peach to soft peachy-pink with a large green-yellow flare on the upper lobes. Flowers seem to glow. Mounding foliage. (Fall 2016) 8" - 10"

Madame Masson (R. catawbiense x R. ponticum)

Sun/Pt. Shade Medium 5' Mid-May White/Gold Eye -15°F

Another remarkable plant, that is densely foliaged, broadly branching, upright with lustrous, smooth-textured green leaves adorned with ball-shaped white trusses accented with a slight gold eye, all manifested in great abundance. (Bertin, 1849) 10"- 12", 15"- 18"

Mai Tai (Anna x Apricot Sherbet)

Sun or Pt. Shade Medium 5' Mid-May Pink/Apricot Cream +5°F

Dome-shaped pink blooms merge to combine nuances of creamy-apricot in the throat. These open-faced flowers are highlighted with a trace of deep rose along the wavy-edged margins. The upright, well-branching plant has a beautiful periphery of deep forest green leaves held for 2 years. (Thompson) 8"- 10"

***Manda Sue** (Vulcan x Elspeth)

Sun or Part Shade Low 3' Early May Pink Picotee Edge 0°F

This broadly-branching, compact growing plant proudly exhibits a prodigious array of dark olive green leaves from which pale pink rounded blooms with a distinct rosy-pink picotee edge, are highlighted by a yellow eye. It buds as a very young plant and consistently thereafter. (Baker 1969) 12"- 15"

Mango Tango (Nancy Evans x [Mrs. Lamont Copeland x Tweedy Bird])

Sun or Part Shade Medium 4' Early May Yellow 0°F

A bounty of beautiful peachy colored buds open to display showy, large ball-shaped yellow blooms that are eclipsed with peach colored margins. A deep green leafy canopy is amply produced and beautifully presented above this well-branching superstructure. (Thompson) (Limited) 10"- 12", 12"- 15"

Manitou (Conestoga x Unknown)

Sun & Heat Low 3' Late April Pink-White -25°F

A flood of golden-orange buds open to a panorama of lavish pale pink blooms to include shades of white that intensifies to deeper pink tones with age. Neat, dense and well-furnished leaves wonderfully mantle this mounding heat-resistant plant. This shrub is a very similar plant to 'Windbeam', but a more compact grower. (Nearing, Knippenberg 1997) 12"- 15"

Many Moons (Nancy Evans x Rockhill Ivory Ruffles)

Sun or Part Shade Medium 4' Mid-May Yellow +5°F

Wonderful sunny yellow ball-shaped blooms with wavy edges and a large calyx giving it the appearance of a double. Attractive, upright growing plant with dark forest green leaves held for 2 years. (Thompson 2003) 10"- 12"

***Marcel Menard** (Unknown)

Sun Medium 4' Mid-May Violet -10°F

This handsome foliage plant exhibits a periphery of deep woodland green leaves that cover a well-proportioned plant with an excellent carriage. A bounty of deep purple buds open to ball-shaped blooms of violet with a dark purple-violet throat and a showy greenish-brown flare/freckling. This bloom features an unusual color spectrum, as well as contrasting color elements. (Croux & Fils 1924) (Fall 2016) 10"- 12"

***Marchioness of Lansdowne** (R. maximum x)

Sun Medium 5' Late May Violet-Rose/Dark Eye -15°F

A well-adorned plant with shapely medium-sized leaves of forest green nicely shrouds this broadly branching form. It is richly dressed with ball-shaped trusses of violet-rose accented by a distinctively showy dark eye in the upper lobes. The plant may need additional shaping with age. (A. Waterer 1915±) 10"- 12", 12"- 15"

***Marie Starks** (R. yakushmanum 'Exbury form' x Fabia - red selection) x Odee Wright

Sun or Part Shade Low 4' Late April Yellow-Green -10°F

Globular flat-topped bunches of bright yellow-green flowers, are enhanced with deep maroon freckling in the throat. Glossy deep green leaves held for 2 years, that canopy a rounded, upright plant. Blooms as a 3- 4 year old. (Murray, Starks 1985) (Fall 2016) 10"- 12"

Marina Domschke (Gudrun x Humboldt)

Sun	Medium 5'	Mid-May	Lavender-Blue	-10°F
-----	-----------	---------	---------------	-------

When you look at this bloom it appears to closely resemble **Blue Peter** without the frilly margins, a red flare rather than a darker one and a thinner more distinct lavender-blue margin that quickly fades to softer nuances within. A flower with many subtleties. The foliage resembles that of its parent **Humboldt**, dense, deep green leaves that nicely superstructure this well-proportioned plant. (Domschke) (Fall 2016) 8"- 10"

Mario Pagliarini (R. fortunei x)

Sun or Part Shade	Tall 6'	Mid-May	Fragrant Pink	-5°F
-------------------	---------	---------	---------------	------

A tall growing plant with a canopy of matte medium green leaves held for 1-2 years above a moderately branching, upright growing plant. Fragrant pink ball-shaped blooms exhibit a small yellow colored throat with deeper pink midribs that radiate outward from the throat. (McGuirek, R.I. University 1960) 8"- 10"

Marissa ([Fancy x R. yakushmanum] x Coronation Day)

Sun or Part Shade	Low 3'	Mid-May	Pink-White	0°F
-------------------	--------	---------	------------	-----

We grew this plant for many years in our garden not knowing its name and finally to our delight this wonderful mystery plant was 'Marissa'. Lush deep green leaves canopy this very broadly growing (twice as wide as tall) plant. Bright fuchsia colored buds open to exhibit beautiful dome-shaped white blooms with nuances of pink on the midribs and at the tips of each lobe. The wonderful contrasting element is a prominent large red flare/freckling extends upward. (Barlup 1996) 8"- 10"

Markeeta's Prize (Loderi Venus x Anna) (Triploid)

Sun or Part Shade	Medium 5'	Early May	Red	0°F
-------------------	-----------	-----------	-----	-----

A vigorous plant, clothed with shapely thick and leathery dark green leaves and stately ball-shaped luminous red flowers impressively displayed. (Markeeta Nursery 1967) (Fall 2016) 15"- 18"

***Marley Hedges** (Anna x Purple Splendour)

Sun/Pt. Shade	Medium 4'	Mid-May	White-Magenta	0°F
---------------	-----------	---------	---------------	-----

Stunningly large dome shaped magenta blooms trimmed with white margins and enhanced with a burgundy flare within, are classically poised above an upright, moderately branching plant, clothed with deep green foliage held for 2 years. (Watson 1988) 8"- 10" thru 12"- 15"

***Marlis** (Mars x R. yakushmanum 'Koichiro Wada')

Sun	Low 3'	Mid-May	Rosy-Pink	-12°F
-----	--------	---------	-----------	-------

Abundantly produced and beautifully presented, ball-shaped rosy-pink blooms fade to a veiled pink throat, enhanced by white stripes. This broadly branching superstructure is shrouded with dark woodland green leaves. (Hachmann 1985) 12"- 15"

***Mary Fleming** ([R. racemosum x R. keiskei] x R. keiskei)

Sun/Pt Shade	Semi Dwarf 2'	Early March	Salmon-Yellow	-15°F
--------------	---------------	-------------	---------------	-------

The bell-shaped flowers of yellow with streaks of salmon completely cover the bronze-colored winter foliage. The new jade green spring foliage enhances a very dense, finely branched and compact plant. (Nearing 1959) 10"- 12", 15"- 18"

Maryke (R. discolor x Fabia)

Some Shade	Medium 5'	Late May	Pink-Yellow	-5°F
------------	-----------	----------	-------------	------

This well-clothed plant is spreading and somewhat upright with medium sized moss-green leaves held for 3 years. The openly funnel-shaped lax-trusses with strong mauve-pink edging, blend to a yellow throat. (Van Veen 1955) 10"- 12"

Maud Corning (R. fortunei hybrid)

Sun or Part Shade	Medium 5'	Mid-May	Fragrant Pink	-20°F
-------------------	-----------	---------	---------------	-------

The Holden Arboretum located in Willoughby, Ohio selected this Dexter's hybrid for its terrific fragrance, beautiful flower color and great hardiness. This selection was named after the wife of the first Holden's Director. Rounded fragrant blooms of peachy-pink have slight nuances of yellow in the throat all amply produced above matte green leaves. This well-branching upright plant buds as a 4+ year old. (Dexter, Holden Arboretum 1983) 8"- 10"

Mauna Loa (Ring of Fire x Lem's Cameo)

Sun or Pt. Shade	Medium 5'	Early-Mid May	Orange/Yellow	0°F
------------------	-----------	---------------	---------------	-----

A multitude of vivid red-orange buds feature ball-shaped, wavy-edged bicolor blooms. The yellow throat is dramatically ornamented by stunning orange-yellow margins with red freckling within. Elliptically-shaped dark green leaves are held for 2-3 years above this rounded, well-branching superstructure. (Thompson) (Fall 2016) 10"- 12"

Maverick (Hachmann's Charmant x Recital)

Sun or Part Shade	Low 3'	Mid-May	White/Red Eye	0°F
-------------------	--------	---------	---------------	-----

Strong dusty-pink buds open to rounded white 5-7 wavy-edged blooms eclipsed with an extremely large and showy red dorsal flare/freckling. A 2/3" white calyx also has some sparse vivid red freckling. Moderate olive green leaves handsomely blanket this well-branching rounded plant that holds leaves for 2 years. (Barlup 2003) (Fall 2016) 8"- 10", 10"- 12"

Mavis Davis (Orange Marmalade x Lem's Cameo)

Sun or Part Shade	Low 3'	Mid-May	Cream-Apricot	0°F
-------------------	--------	---------	---------------	-----

Stunningly rich creamy-yellow dome-shaped blooms are distinguished by prominent apricot margins, elegantly displayed and abundantly produced. This upright and spreading plant is clad with handsome fern green leaves. (J. Davis 1988) (Fall 2016) 10"- 12"

Maximum Roseum (R. ponticum x R. maximum)

Sun & Heat	Tall 6'	Late May	Lilac-Pink	-20°F
------------	---------	----------	------------	-------

Even though this hybrid does not bloom at an early age, this vigorous upright and broadly branching plant is nicely sheltered with handsome medium ivy green leaves, amply produced. A generous display of ball-shaped, wavy-edged lilac-pink blooms are underscored with a paler throat and maroon freckling within. (Unknown) 15"- 18"

Mayday (R. haematodes x R. griersonianum)

Some Shade	Low 3'	Mid-May	Orange-Red	0°F
------------	--------	---------	------------	-----

We grow both '**Thor**' and '**Mayday**' even though both plants have a lot of similarities; the general public addresses both equally. This broadly branching plant grows wider than tall as it parades a wonderful bounty of dark green leaves above, combining a felt-like indumentum below. A profusion of orange-red lax-shaped blooms almost cover this plant in its entirety. This cultivar buds young and consistently. (Williams 1932) 10"- 12"

Medusa (R. dichroanthum ssp. scyphocalyx x R. griersonianum)

Some Shade	Low 3'	Mid-May	Salmon Orange	+5°F
------------	--------	---------	---------------	------

A bushy, rounded shapely plant with medium-sized matte green leaves with light tan indumentum beneath. The loose clusters of elegant salmon-orange bell-shaped flowers are displayed on long pedicels. (Aberconway 1936) 10"- 12"

Melrose Flash (Scintillation x Lem's 4A Newcomb)

Part Shade	Medium 5'	Early June	Pink White	0°F
------------	-----------	------------	------------	-----

Glossy dark green leaves are held for 3 years and handsomely silhouette this well-branching, rounded plant. Dome-shaped blooms of pale yellow-green moderate in color to purple-pink margins, all of which are accented by sparse pale chartreuse freckling on the dorsal lobes. This lightly scented bloom measures 4½" tall by 5" wide. (Sanders 1999) 8"-10", 10"-12"

Mendosina® (Kokardia x Ignatius Sargent)

Sun	Medium 4-5'	Mid-May	Red Purple	-10°F
-----	-------------	---------	------------	-------

A beautiful periphery of dark green leaves circumvent a rounded well-branching plant that exhibits elliptically rounded, semi-glossy leaves that are held for 3 years. Large, stunning, ball-shaped blooms of purple-red are highlighted by a large dark eye/freckling on the upper lobes of each flower. (Hachmann 1998) 8"- 10"

***Midnight Mystique** (Midnight x One Thousand Butterflies)

Sun/Part Shade	Medium 4'	Mid-May	Lavender/Magenta	0°F
----------------	-----------	---------	------------------	-----

An upright, spreading plant with well-furnished deep forest green leaves held for 2 years. This background becomes almost obscured by large and stately dome trusses of pale lavender, prominently edged with magenta and additionally highlighted by yellow-orange dorsal freckling and a small magenta calyx. It buds as a 3-4 year old and consistently thereafter. This plant has a wonderful floral excellence, however the plant growth habit is somewhat marginal and should be sheared/pruned fairly dramatically from time to time. (Fujioka 1996) 10"- 12"

Midsummer (R. maximum x Unknown)

Sun or Part Shade	Tall 6'	Mid-June	Rosy-Pink	-15°F.
-------------------	---------	----------	-----------	--------

Attractive smooth-textured leaves, long and broad, present handsome rosy pink shapely blooms with a pale throat, punctuated with a golden flare on the upper lobes, all of which animate this strong and spreading plant. (J. Waterer, Son & Crisp) 8"- 10", 12"- 15"

Minas Grand Pre (R. catawbiense x R. williamsianum)

Sun or Part Shade	Low 3'	Late May/Early June	Soft Pink	-10°F.
-------------------	--------	---------------------	-----------	--------

Broadly branching plant grows 2' tall by 3' wide and is beautifully canopied by dark green leaves. After bloom, juvenile new growth emerges in coppery tones and circumvents the entire plant, but soon transitions to deep green. A multitude of rosy-pink buds open to showcase lax-shaped pale pink blooms. (Kentville Research Station, Craig, Swain 1996) 10"- 12", 12"- 15"

***Mindy's Love** (Nancy Evans x Lionel Triumph)

Sun or Part Shade	Low 3'	Early May	Yellow	0°F.
-------------------	--------	-----------	--------	------

Radiant coral pink buds open to a creamy yellow throat underscored with salmon tones on the wavy margins. Dark red spokes radiate out from the throat, which is also duplicated on the 1¼" calyx. This well-furnished rounded plant holds dark olive green leaves. (Barlup 1996) 12"- 15"

***Miss Frances** (Yaku Sunrise x Burgundy) x Noyo Chief

Sun or Part Shade	Medium 4'	Early May	Red	0°F.
-------------------	-----------	-----------	-----	------

The well-branching promenade of red stems are encased with semi-glossy dark sage green leaves, all amply produced and beautifully presented. Above this silhouette is a cloudburst of dark red buds that open to glowing red ball-shaped blooms (same color as Taurus) accented with dark freckling within. This plant buds as a 2-3 year old and consistently thereafter. (Fujioka 2006) 12"- 15", 15"-18"

***Mission Bells** (R. williamsianum x R. orbiculare)

Sun or Part Shade	Low 3'	Early May	Pink	-5°F.
-------------------	--------	-----------	------	-------

Very densely foliated deep woodland green heart-shaped leaves framework this rounded broadly branching plant. This wonderful leafy under carriage supports a multitude of buds that parade light pink lax-shaped blooms, flushed with deeper pink tones, which totally engulf this cultivar. The juvenile foliage has very distinctive bronzy-orange tones. (Lancaster 1958) 8"- 10", 12"- 15"

Mist Maiden - See Species - R. yakushmanum**Molly Coker** [(R. griffithianum x R. fortunei) x Unknown]

Some Shade	Tall 6'	Late April	Fragrant Pink	0°F.
------------	---------	------------	---------------	------

Molly Coker, Edgar Stead's neighbor in New Zealand, picked open pollinated seed from the rhododendron **'Irene Stead'** and grew on the seedlings. It is an upright, spreading plant with matte green leaves. The large and stately dome-shaped pink blooms have a red eye in the upper lobes. It blooms as a 4-6 year old. (Coker) 10"- 12"

Molly Smith (R. yakushmanum 'Koichiro Wada' x Mrs. Furnivall)

Sun	Low 3'	Mid-May	White	-5°F.
-----	--------	---------	-------	-------

A bounty of bouquet-like white angelic clusters with a prominent golden-orange eye, will bloom for more than 3 weeks. It boasts a dense, spreading habit and lustrous dark green leaves. (C. Smith 1984) (Fall 2016) 8"- 10"

Mood Indigo (Unknown)

Sun or Part Shade	Medium 4'	Late April	Bright Blue	0°F.
-------------------	-----------	------------	-------------	------

A charming plant presenting a lively and vivid array of bright blue flowers in great profusion. The polished dark green pointed leaves circumvent this upright but closely knit, well clothed plant. It buds young and consistently. (Brandt) 8"- 10"

***Moonstone** (R. campylocarpum x R. williamsianum)

Sun/Pt Shade	Low 3'	Mid-April	Creamy Yellow	+5°F.
--------------	--------	-----------	---------------	-------

An attractive compact plant, heavily foliated and broadly branching, bearing creamy-yellow bell-shaped flowers poised in loose clusters. The plant retains the broadly elliptical glossy sage green leaves. A wonderful plant for all gardens. (J.C. Williams 1933) 12"- 15"

Morning Sunshine (Unknown)

Sun or Part Shade	Medium 4'	Late April	Yellow	+5°F.
-------------------	-----------	------------	--------	-------

The blooms are the same color as Crest but with more substance. The foliage is a glossy, smooth-textured dark green that is held by the plant for 2 years. The growth habit is somewhat more upright than spreading. It buds as a 4-year-old plant and consistently thereafter. (Whitney, Sather 1977) 10"- 12"

Moser's Maroon Maximum x (R. ponticum x Unknown)

Sun or Part Shade	Tall 6'	Early June	Dark Crimson	-10°F.
-------------------	---------	------------	--------------	--------

A vigorous upright and spreading plant having bronze-colored leaves with russet-colored stems that remain well clothed. The moderate-sized well-formed trusses of dark glowing crimson flowers have dark freckling in the throat. (Moser and Fils) 8"- 10"

***Mother Greer** (R. hippophaeoides x Triflorum series)

Sun or Part Shade	Semi-Dwarf 18"	May	Blue	-15°F.
-------------------	----------------	-----	------	--------

An unforgettable plant named in honor of a lovely lady. A compact, well-branching plant, clad with a multitude of small gray-green leaves from which emerge brilliant blue flowers featured later than most **'Blues'**. Fully evergreen, it blooms heavily each year and is an excellent shrub for a foundation planting. (Greer 1988) 10"- 12"

Mother Lode (Unknown)

Sun	Medium 4'	Mid-May	Yellow	-5°F.
-----	-----------	---------	--------	-------

This yellow rhododendron likes a sunny exposure. Medium yellow blooms are abundantly produced above deep green elliptically rounded leaves that canopy a well-branching framework. The juvenile growth is bronze in color and slowly matures to green as summer progresses. (Lofthouse?, W. Song?) 10"- 12"

Mother of Pearl (Pink Pearl Sport) (Diploid)

Sun or Part Shade	Medium 5'	Early May	White	-5°F.
-------------------	-----------	-----------	-------	-------

An upright, well-branching plant nicely foliated with dark green, smooth-textured leaves held for 3 years. The tall masses of dome-shaped flowers are a white flushed pink with some freckling on the upper lobes. Another extraordinary plant here at the Garden that gives a stunning floral exhibition each season. (J. Waterer 1925) (Fall 2016) 8"- 10"

Mrs Charles E. Pearson (Coombe Royal x CatawbienseGrandiflorum)

Pt. Shade	Tall 6'	Mid-May	Lavender	0°F.
-----------	---------	---------	----------	------

Flower widely funnel-shaped, 2⅜" to 2¾" across, pale pinkish-mauve, fading to nearly white at base, heavy chestnut-brown spotting. Conical-shaped truss has about 12 flowers. Leaves are matt, deep green. Has a upright habit. Vigorous grower. Prefers afternoon sun protection. (Koster & Sons, 1909) 10"- 12"

Mrs. E. C. Sterling (R. griffithianum x Unknown)

Sun	Tall 6'	Early May	Pink	-5°F.
-----	---------	-----------	------	-------

Masses of colorful rose buds unfurl to present soft blush-pink ball-shaped blooms with darker colored margins, classically poised above deep emerald green leaves, all abundantly produced on this well-proportioned vigorous plant. This interesting shrub has certainly withstood the test of Mother time. (M. Koster & Sons 1909) 10"- 12"

***Mrs. Furnivall** (Griffithianum hybrid x R. caucasicum hybrid) (Diploid)

Sun	Medium 4'	Late May	Pink Red-Eye	-15°F.
-----	-----------	----------	--------------	--------

Truly an outstanding rhododendron, with openly funnel shaped full-dome pink flowers accented by a prominent red eye in the upper lobe. The compact, rounded and well-branching plant has attractive deep green foliage retained for 2 years. Flowers are very sun tolerant, and the plant produces flower buds at an early age. (A. Waterer 1920) 10"- 12", 12"- 15",

***Mrs. G.W. Leak** (Coombe Royal x Chevalier Felix de Sauvage)

Sun or Part Shade	Tall 6'	Mid-April	Pink Red-Eye	0°F.
-------------------	---------	-----------	--------------	------

An upright, spreading and moderately branching plant with dull matte medium-green leaves that always after the winter have dark spots on the new top growth. Nothing can be done to prevent this from occurring. The stately and large full-dome trusses have a large red eye in the throat. It buds as a 6 year-old and consistently thereafter. (M. Koster & Sons 1916) 8"- 10" thru 30"- 36"

***Mrs. Murples Purple** (Purple Splendour x Whitney Purple)

Sun or Part Shade	Medium 4'	Mid-May	Violet	0°F.
-------------------	-----------	---------	--------	------

Abundantly produced vivid violet ball-shaped blooms with wavy margins and a slight scent are beautifully highlighted by a strong chartreuse eye within, which will change in color to red with greater sun exposure. This well-branching, rounded, upright silhouette is frameworked with a wonderful overlay of glossy deep green leaves. (Sanders) 10"- 12" thru 15"- 18"

Mrs. T. H. Lowinsky (Unknown)

Sun & Heat Medium 5' Late May White -15°F.
A wealth of eye-catching dome-shaped white blooms are accented by a striking cinnamon flare on the upper lobes, that completely carpet this rounded, vigorous silhouette, frameworked with substantial glossy forest green leaves. (Waterer 1917±) 15"- 18"

My Oh My

Sun or Pt. Shade Semi-Dwarf 18" Mid-May Salmon Yellow 0°F.
Another test plant from our garden that always catches your eye. Small round frilly-edged blooms are highlighted with dark salmon-orange midribs plus some red-orange freckling within. This leafy green canopy is nicely presented with lustrous dark green leaves that circumvent this rounded perimeter. (Fall 2016) 10"- 12"

***Nancy Evans (Hotei x Lem's Cameo) (Diploid)**

Some Shade Low 3' Early May Canary Yellow +5°F.
A rounded, compact and well branching plant with elliptical smooth textured matte green leaves held for 2 years, are enhanced with juvenile bronze-colored new foliage that slowly changes. This charming garden plant presents a lively and vivid spectacle each spring with tight ball-shaped blooms of canary-yellow encircled by a calyx. (Brockenbrough 1981) 6"- 8" through 30"- 36"

Naomi (Aurora x R. fortunei)

Some Shade Tall 5' Early May Scented Pink-Yellow -10°F.
There are 10 registered clones, all with strong sturdy and stately growth that develop into impressive plants with attractive foliage, well clothed adorned with broadly elliptical smooth-textured dark green leaves. Each are prolific blooming plants with large, widely funnel shaped scented blooms including hues of rose to pale pinks and with undertones of yellows and blushes of lilac-pinks to creams. (Rothschild 1926)
Naomi Nautilus - a large frilled rose, tinged pale orange-yellow with a greenish blush in the throat. Hardy to -5°F. Broadly branching plant of moderate and rounded stature. 8"- 10"

***Naselle (C.I.S. x unnamed hybrid) x Lem's Cameo (Diploid)**

Sun/Pt. Shade Medium 4' Early May Salmon Orange +5°F.
The well proportioned plant, compact and broadly branching, is amply covered with matte emerald green leaves, silhouetted on a rounded framework bearing sumptuous blooms edged with salmon-rose blending to a golden apricot throat eclipsed with burnt orange freckling within. Flowers are borne in great freedom with remarkable ornamental excellence. One of best new plants on the market today. (J. Elliott, 1987) 8"- 10" thru 15"- 18"

Nelda Peach (Unnamed Hybrids—Peach x Lem's Cameo)

Sun/Pt. Shade Low 3' Mid-May Cream Dusty Pink 0°F.
An upright and spreading plant canopied with rich deep green leaves, superimposed with well-formed ball shaped trusses of creamy-yellow along with red/orange freckling within and dusty pink margins. (Davis 1988) (Fall 2016) 8"- 10"

Northern Starburst (compact form of PJM Group)

Some Shade Low 3' Early April Purple -25°F.
Flower broadly funnel-shaped, frilly edges, heavily textured, purple, fading inside to light purple center. Dome-shaped trusses. Foliage is dark grayish reddish-brown in late winter. Dense growth habit. (Briggs Nursery, 1987) 8"- 10"

Northwind (Scintillation x Snow Candle)

Sun/Pt. Shade Medium 4' Late April Pale Lavender/White 0°F.
Abundantly borne semi-glossy moderate olive green leaves circumvent a plant that grows 4' tall and 5' wide. Above this leafy canopy are very pale lavender ball-shaped blooms with bright reddish-purple veins that extend 1" on all lobes. The outside flower color is again a very pale lavender with reddish-purple midveins. A very distinctive and prominent deep red-purple flare and freckling highlight this bloom. (Barlup 2008) (Fall 2016) 10"- 12"

Nova Sunrise ([R. fortunei x R. smirnowii] x [R. yakushmanum x Goldworth Yellow]) x R. aureum x Prelude)

Sun/Pt. Shade Low 2'-3' Early May Pale Green-Yellow -40°F.
An abundance of coral colored buds open to display dome-shaped pale greenish-yellow blooms enhanced with scattered cinnamon freckling. The outside flower color is suffused with a tinge of pale coral. Additional ornamentation includes a small greenish-yellow calyx. Moderate olive green leaves are held for 2 years, abundantly produced and displayed on a dense, widely-branching plant. (Craig, Gunn 2005) (Fall 2016) 8"- 10"

***Nova Zembla (Parson's Grandiflorum x) (Diploid)**

Sun or Heat Medium 5' Mid-May Red -25°F.
A broadly branching plant of moderate stature, well clothed with dull matte green leaves held for 2 years, and animated with medium sized ball-shaped red trusses that flower profusely and reliably each year. Very sun and heat tolerant. (M. Koster & Sons 1902) 6"- 8" thru 18"- 21"

***Noyo Brave (Noyo Chief x R. yakushmanum 'Koichiro Wada')**

Sun or Part Shade Low 3' Early May Pink 0°F.
Grows a rounded and dense plant canopied with deep green leaves with some indumentum. The attractive bright pink truss of 22 flowers fade to a delicate soft pink, which are all generously produced and beautifully presented. (C. Smith, 1978) (Fall 2016) 10"- 12", 12"- 15"

Noyo Chief (hybrid of R. arboreum subsp. nilagiricum)

Some Shade Medium 5' Early May Red +5°F.
This shapely well-proportioned plant has exquisitely textured glossy dark green foliage, which becomes a wonderful support structure for brilliant red ball-shaped blooms that flower in great profusion. This plant is also grown under the name of **zeylanicum**. (Reuthe, Brandt, Bowman 1965) (Fall 2016) 10"- 12"

Noyo Snow (degronianum ssp yakushmanum x arboreum)

Sun/Pt. Shade Low 3' Late April Pink 15°F.
Flower broadly funnel-campanulate, wavy edges, 3" across, inside pale purplish-pink at edge fading to yellowish-white at center with a light yellow-green dorsal blotch, outside yellowish-white when fully mature. Ball-shaped truss. Dense habit. (Moyles, 1992) 10" - 12

***Oceanlake (Blue Diamond x Sapphire)**

Sun or Part Shade Semi-Dwarf 2' Late April Blue -5°F.
A neat, dense and spreading plant with fine broadly branching stems are covered with small well-furnished forest green leaves. The plant is smothered with deep violet blue flowers elegantly displayed with great freedom. (Wright Sr. & Jr. 1966) 8"- 10", 12"- 15"

Odoratum (R. ponticum x R. nudiflorum)

Part Shade Medium 4' Late May Fragrant Lilac -10°F.
This azaleodendron has a rounded silhouette and modest stature with appealing, somewhat variegated bright moss green foliage. The blooms of sweetly scented pale lilac flowers are poised above the foliage, in a compact and orderly fashion. (Thompson) 15"- 18"

Oh So Lovely (Peggy Roberts x Senator Jackson) x Midnight Mystique

Sun or Part Shade Low 3' Mid-May Rosy Pink 0°F.
Large globe-shaped, ruffled-edged rosy-pink blooms beautifully transition in color to a pale pink throat with golden-yellow freckling within. Midribs of medium pink transverse from throat to margins. (Sanders) 10"- 12"

***Old Copper (Vulcan x Fabia)**

Sun or Some Shade Medium 5' Late May Copper -5°F.
A shapely plant clothed with medium-sized sage green leaves, bearing widely funnel-shaped flat-topped, loose trusses of coppery salmon that totally cover this well-branching shrub. (Van Veen Sr. 1958) (Fall 2016) 6"- 8" thru 12"- 15"

Old Port (R. catawbiense hybrid)

Sun or Part Shade Medium 5' Mid-May Wine -15°F.
A time honored plant, exhibiting large iridescent ball-shaped deep wine-red blooms on a strong, well-built framework ornamented with handsome ivy green leaves. The bloom color is very reminiscent of its namesake. (Waterer, 1865) (Fall 2016) 8"- 10"

Olga Mezitt (R. carolinianum x R. minus)

Sun & Heat	Low 3'	Late March	Pink	-15°F.
------------	--------	------------	------	--------

An upright, moderately branching plant with scaly mahogany lance-like glossy fall leaves and deep forest green spring leaves. The small funnel-shaped clear pink flowers smother the plant with opulent generosity. Excellent drainage is absolutely necessary. (Mezitt 1983) 12"- 15"

Olin O. Dobbs (Mars x Purple Splendour) (Diploid)

Sun/Pt. Shade	Medium 4'	Mid-May	Purple/Dark Eye	-15°F.
---------------	-----------	---------	-----------------	--------

This bloom is very similar to **Purple Splendour**, but with greater waxy red-purple tones, and increased hardness. It is upright, moderately branching, clad with dull matte green leaves. Ornamented with shapely, well-proportioned blooms produced in great abundance. (Dobbs, Greer 1979) 12"- 15"

***Olive** (R. moupinense x R. dauricum)

Some Shade	Medium 4'	February	Orchid Pink	-5°F.
------------	-----------	----------	-------------	-------

The plant is somewhat upright and well-built with a rather open habit, clothed with narrowly elliptic leaves of soft rich green. The flowers are openly funnel-shaped orchid-pink trusses. Needs protection from frost. Flowers profusely and reliably each spring. (Maxwell) 8"- 10"

One Thousand Butterflies (Lem's Cameo x Pink Petticoats)

Some Shade	Medium 5'	Mid-May	Pink-Rose	+5°F.
------------	-----------	---------	-----------	-------

A well-proportioned plant of moderate dimensions with strong, sturdy and stately growth on stiff branches that are adorned with elliptical matte, dark green leaves that are held for 3 years. It is embellished with globular-shaped pink trusses with a deeper pink edge accented by a cardinal red eye radiating out from the throat giving the illusion of a butterfly. (Lofthouse 1981) (Fall 2016) 8"- 10"

Opal Luster (Nancy Evans x Percy Wiseman)

Sun	Low 3'	Mid April	Pink/White	0°F.
-----	--------	-----------	------------	------

Semi-glossy, elliptically-shaped dark forest green leaves are held for 2 years circumventing this rounded, well-branching superstructure. A multitude of deep wine-red buds slowly open to contrast very pale creamy white blooms, highlighted by pink wavy-edged margins combined with a deep red throat. Light yellow hues appear on the dorsal lobes and deepen with age. Pale pink midribs are incorporated to add ornamental character. (Fujioka, 2005) 10"- 12", 12"- 15"

***Orange Cameo** (Lem's Cameo x Kubla Khan)

Sun or Part Shade	Low 3'	Mid-May	Coral-Yellow	0°F.
-------------------	--------	---------	--------------	------

Deep coral-red buds open to exhibit 7" tall by 6" wide dome-shaped, wavy-edged blooms of coral-pink that transition in color to a pale yellow throat with dark pink freckling/eye within. The 1" calyx has beautiful nuances of deep coral-pink. We saw this plant bloom for the first time in 2002 and were very favorably impressed. (Johnson, Fisher, Imrie 2003) 10"- 12", 12"- 15"

Orange Juice (Mabelle's Star x (R. microanthum x R. decorum yellow).

Sun or Part Shade	Low 3'	Mid-May	Salmon-Yellow	0°F.
-------------------	--------	---------	---------------	------

This impressive introduction is mantled with a beautiful duality of bloom color that includes wavy-edged margins of bright salmon-pink that transcends to a yellow throat and discrete green freckling within. The outer flower color includes salmon-pink rays that radiate from the margin to the flower base. Attractive semi-glossy deep moss green leaves are produced in abundance and canopy this well-branching silhouette. (Thompson) (Fall 2016) 10"- 12"

***Pacific Sunset** ([Peach Lady x Tally Ho] x Malemute)

Some Shade	Medium 4'	Mid-May	Salmon-Pink	0°F.
------------	-----------	---------	-------------	------

Graceful lax-shaped coral-pink blooms of heavy substance accented with a golden eye and brick-red freckling within, are classically poised above this well-proportioned framework of matte green leaves held for 2 years (J. Elliott 1989) (Fall 2016) 10"- 12"

***Palouse** (Hotei x Lem's Cameo)

Sun or Part Shade	Low 3'	Early May	Yellow	0°F.
-------------------	--------	-----------	--------	------

Each compact wavy-edged ball-shaped bloom incorporates a paler yellow throat that intensifies to bright yellow tones at the flower margins. Vivid red nectaries and freckling occur within each flower's throat for additional ornamentation and highlights. Woodland green leaves hand-somely framework this well-branching, rounded superstructure. (Barlup 1996) 8"- 10"

***Papaya Punch** (Hotei x Tropicana-unregistered Brandt hybrid)

Some Shade	Low 3'	Early May	Saffron Yellow	0°F.
------------	--------	-----------	----------------	------

Rosy-coral buds open to soft salmon yellow dome-shaped blooms with a calyx, accented by an intense yellow eye and blazing red freckling in the throat. The moderate green leaves are held for 2 years, animating this upright and restrained plant. Blooms as a 4-year-old (Kesterson 1986) 8"- 10"

Paprika Spiced (Hotei x Unrg. Brandt Hybrid - Tropicana)

Some Shade	Low 3'	Early May	Cream/Orange	+5°F.
------------	--------	-----------	--------------	-------

The pale creamy-yellow ball-shaped trusses, encircled by a calyx, are accented by a profusion of salmon-orange freckling. The rounded, somewhat upright plant habit is canopied by light moss green foliage held for 2 years. (Brockenbrough, Nelson 1984) 6"- 8" thru 12"-15"

Patricia Walton (Top Banana x Janet Blair)

Sun or Part Shade	Low 3'	Early May	Pale Yellow	-5°F.
-------------------	--------	-----------	-------------	-------

One of the major attributes of this plant is its' ability to bud young, heavily and consistently year after year. The growth habit is somewhat upright with sturdy and stiff stems that amply support a beautiful green canopy. Ball-shaped pale yellow blooms with wavy-edges open to show off a red eye/freckling in the throat. (Walton, Sather) 10"- 12"

Patriot's Dream (R. degroenianum ssp. yakushimanum)

Sun or Part Shade	Semi-Dwarf 18"	Early May	Red	-5°F.
-------------------	----------------	-----------	-----	-------

Generously clothed with elegant deep, rich green leaves that beautifully canopy this widely branching well-structured plant. Above this leafy green mantle is a profusion of small glowing red bells daintily poised in loose clusters, also produced in great abundance. (Stewart) (Fall 2016) 8" - 12" 12"- 15"

***Patty Bee** (R. keiskei 'Yaku Fairy' x R. fletcherianum)

Sun or Part Shade	Dwarf 2'	Mid-April	Yellow	-10°F.
-------------------	----------	-----------	--------	--------

Another compact mound that is completely covered by lemon yellow trumpeted blooms of 4 to 6 flowers per truss. The growth habit is a very dense mound that branches well, and creates a finely textured plant in the garden. Fertilize sparingly and do not over water. (Berg 1978) 8"- 10", 10"- 12"

***Peach Cloud** (Mary Belle x Dexter's Honeydew)

Sun	Low 3 1/2"	Mid-May	Peach	-15°F.
-----	------------	---------	-------	--------

Another award winning East Coast hybrid that beautifully exhibits moderately scented, 7" ball-shaped bright pink wavy-edged blooms that transcend to a pale peach colored throat, all ornamented with a very pronounced yellow flare and a showy red flourish at the base. Broad, elliptically-shaped semi-glossy forest green leaves densely-cover this well-branching superstructure. (Furman 2003) 10"- 12" through 30"-36"

***Peach Monarch** (Mary Belle x Dexter's Honeydew)

Sun	Low 3'	Mid-May	Peach	-10°F.
-----	--------	---------	-------	--------

Sister seedling to "Peach Cloud", which will illustrate some color differences between the two along with a larger 9" globe-shaped bloom. Wavy margins of strong purple-pink transition to a pale peach within, highlighted with a glowing yellow throat plus a strong red and deep red-orange freckling on all lobes. Outside bloom color has hues of pale pink with margins of deep purple-pink additionally ornamented with a light scent. The plant growth habit is well-branching, growing wider than tall, circumvented with a dense canopy of dull, dark green leaves. This plant does not set seed. (Furman 2003) 10"- 12", 12"- 15"

Peach Recital (Percy Wiseman x Summer Peach) (Diploid)

Sun or Part Shade	Low 3'	Mid-May	Peachy-Cream	0°F.
-------------------	--------	---------	--------------	------

Large 5" dome-shaped blooms of pale yellow-orange have 7 wavy-edged margins and random markings of strong pink color throughout. Deep dusty pink midribs and discrete vivid red lines along with strong red freckling in the throat beautifully ornament this bloom. The well-branching superstructure is amply clothed with deep olive green leaves. (Barlup 2008) (Limited) 6"- 8"

Peach Volcano (Apricot Fantasy x Lemon Marmalade) x (Mrs. Lamont Copeland x Mary Drennen)

Sun or Part Shade	Tall 6'	Mid-May	Yellow	+5°F.
-------------------	---------	---------	--------	-------

Vivid red buds open to pale yellow 5" high by 6" wide blooms with 5

way-edged lobes and a moderate yellowish peachy-pink throat enhanced by a 1" calyx of yellowish peachy-pink. This tall, upright growing plant is beautifully superstructured by glossy dark green leaves held for 3 years. (C. Smith, S. Imrie 2003) 12"- 15"

Peaches (Unknown)

Sun	Medium 4'	Mid-May	Peach	-5°F.
-----	-----------	---------	-------	-------

We have been testing this plant for a number of years and have concluded that in this region it must grow in full sun. This well-branched, rounded plant is nicely canopied with moderate colored green leaves held for 2 years. Ball-shaped blooms of pale peachy-pink are accented with moderate yellow freckling within. (Gable 1972) (Fall 2016) 12"- 15"

Penny Ante Poker (Unknown)

Sun or Part Shade	Low 3'	Late May	Yellow Salmon	0°F.
-------------------	--------	----------	---------------	------

My Mom, the late Anne Sather aided in the delinquency of all the neighborhood farm/house wives by teaching them how to play Poker. This secret was coveted by all. Hence this plant was named for that secret. Rich green leaves are amply produced and beautiful cover this well-branched superstructure. Above this canopy is a profusion of rounded yellow blooms with pronounced salmon-pink midribs that radiate from the throat to flower's edge. (Whitney, Sather) (Fall 2016) 8"- 10"

***Percy Wiseman (R. yakushmanum x Fabia Tangerine)**

Sun & Heat	Low 3'	Mid-May	Peach Yellow	-10°F.
------------	--------	---------	--------------	--------

A delightful color combination of soft peachy-pink margins to a yellow throat with bright olive green markings on the upper lobes. The plant is compact, rounded and well-branching. The leaves are retained by the plant for two years and have no indumentum. (Waterer, Sons & Crisp, 1971) 8"- 10" thru 15"- 18"

***Perfume (R. fortunei x)**

Sun/Pt. Shade	Medium 5'	Early May	Fragrant Pink	0°F.
---------------	-----------	-----------	---------------	------

This delightfully fragrant plant may be a sister seedling to **'Heavenly Scent'**. The basic difference between the two plants is the marvelous spicy fragrance of this plant. The large high lax truss is a medium pink with a faint red spotting in the upper lobe. Buds as a 4 year-old (Whitney, Sather 1986) (Fall 2016) 8"- 10", 12"- 15"

Peter Alan ([Blue Peter x Purple Splendour] x Blue Perfecta)

Sun	Medium 5'	Early May	Orchid Dark-Eye	-15°F.
-----	-----------	-----------	-----------------	--------

A moderately growing, upright plant is abundantly furnished with deep green leaves animated with ball-shaped orchid flowers accented with a showy dark eye. (Girard) 8"- 10"

***Peter Bee (R. hanceanum 'Nanum' x R. keiskei 'Yaku Fairy')**

Sun or Part Shade	Dwarf 1'	Early May	Yellow	-5°F.
-------------------	----------	-----------	--------	-------

Small, finely textured green leaves densely cover this rounded superstructure of multi-branching stems. A multitude of pale greenish-yellow wavy-edged blooms completely circumvent this plant. (Berg, Cox, Stewart 2001) 8"- 10" thru 12"- 15"

Peter Faulk (R. strigillosum x Unknown)

Sun or Part Shade	Medium 5'	Late March	Red	+5°F.
-------------------	-----------	------------	-----	-------

A plant of moderate stature and good proportions, amply clothed with narrow dark green hairy leaves with tawny indumentum, enhanced by medium-sized ball-shaped red trusses with dark spotting, (Faulk, Johnson 1981) 10"- 12"

Phyllis Korn (Diane x Gomer Waterer) (Triploid)

Sun or Part Shade	Medium 5'	Mid-May	White	-15°F.
-------------------	-----------	---------	-------	--------

A dense well-branching, upright plant with large glossy green, thick textured leaves displaying bluish yellow-white ball-shaped blooms with a hint of red in the throat. (Korn 1969) 8"- 10"

***Pilgrim (R. fortunei x Gill's Triumph)**

Some Shade	Tall 6'	Late May	Fragrant Pink	0°F.
------------	---------	----------	---------------	------

Strong sturdy, upright growing plant, with oblong smooth-textured dark green leaves that are adorned with large ball-shaped trusses of fragrant pink blooms. It blooms as a 6+ year-old plant with reliability and profusion. (Johnston 1925±) 8"- 10"

Pink Palatte (Anna x Ken Janeck)

Sun	Low 3'	Mid-May	Rose	-6°F.
-----	--------	---------	------	-------

Large dome-shaped, long-lasting blooms of good substance open to frilly-edged, deep pink margins that transition to a white veiled yellow throat. A dense, rounded framework of dark forest-green leaves are held for nearly 3 years and superstructure a plant that is hardy to -10°F. while the blooms are hardy to -6°F. The semi-glossy elliptically shaped leaves are interfaced with white hairy indumentum beneath when mature. This is an award winning plant. (Furman 2008) 12"- 15" through 21"-24"

Pink Parasol - See Species - R. yakushmanum

***Pink Pearl (George Hardy x Broughtonii) (Triploid)**

Sun or Part Shade	Tall 6'	Early May	Pink	-5°F.
-------------------	---------	-----------	------	-------

This 'Century Old Favorite' has a growth habit that is casual, somewhat open, blanketed by a healthy production of matte green leaves along with large rounded blooms of pale pink fading to a blush pink in the throat, along with a hint of red freckling. (J. Waterer) (Fall 2016) 10"- 12"

Pink Pinwheels (Flirt x Noyo Chief)

Sun or Part Shade	Medium 4'	Early May	Pink	+5°F.
-------------------	-----------	-----------	------	-------

Striking vivid red buds unfurl to exhibit bright deep pink margins that transcend to a pale creamy-white throat. These rounded blooms measure 3" high by 5" wide and have 5 wavy-edged lobes. The elliptically shaped, glossy, deep forest green leaves above are beautifully interfaced with felt-like yellow-beige indumentum beneath. (Fujioka, Kesterson 2003) 10"- 12", 12"- 15"

Pink Walloper - See Lem's Monarch

Pirate (Baron deBruin x R. meddianum)

Sun or Part Shade	Tall 6'	Early April	Red	-5°F.
-------------------	---------	-------------	-----	-------

Glowing red ball-shaped blooms of good substance are classically poised above matte deep woodland green leaves held for 2 years. The growth habit has a somewhat open promenade, but does retain a becoming upright carriage. (Rothchild 1940) 8"- 10"

***P.J.M. (R. carolinianum x R. dauricum)**

Sun or Heat	Low 3'	Mid-March	Lavender Pink	-30°F.
-------------	--------	-----------	---------------	--------

A low densely growing, broadly branching plant with aromatic mahogany-colored fall foliage covered with masses of lavender-pink blooms cheerfully signaling the advent of spring. The spring foliage is an attractive emerald green. Excellent drainage is an absolute necessity for this plant to thrive. (Mezitt 1960±) 12"- 15"

Var. Compact - a smaller growing plant. 12"- 15"

Var. Elite - a larger growing form. 12"- 15"

Var. Elite Star - All of the excellent qualities of PJM Elite but with more vibrant color 12"- 15"

Plum Beautiful (Purple Splendour x A. Bedford)

Sun or Part Shade	Medium 5'	Mid-May	Plum-Purple	0°F.
-------------------	-----------	---------	-------------	------

Abundant and showy ball-shaped blooms with a black eye nicely silhouette this moderately proportioned plant with amply presented glossy forest-green leaves. (Greer 1988) 12"- 15"

***Plum High [(Fancy x R. yakushmanum] x Frank Galsworthy)**

Sun or Part Shade	Semi-Dwarf 2'	Mid-May	Plum	0°F.
-------------------	---------------	---------	------	------

Abundantly produced dark olive green leaves are held for 2 years and beautifully silhouette this dense, mounding plant. Deep wine-red buds open to present vivid plum colored margins that fade to a veiled lavender throat and a brick-red flare with magenta veining also ornamenting each flowers midrib. (Barlup 1999) (Fall 2016) 8"- 10"

Plum Passion (Plum High x Jonathon Shaw)

Sun or Part Shade	Low 3'	Mid-May	Plum	0°F.
-------------------	--------	---------	------	------

The plant produces a rounded silhouette of modest stature, framed with deep olive green leaves. Surrounding this green periphery is a panorama of ball-shaped blooms with plum colored margins that merge to a pale plum throat. Additional ornamentation includes white anthers, deep reddish purple midribs and showy dark freckling on the upper lobes. (Barlup 2007) (Fall 2016) 10"- 12"

***Point Defiance (Anna x Marinus Koster) (Tetraploid)**

Some Shade	Tall 6'	Mid-May	Pink Rose-Edge	0°F.
------------	---------	---------	----------------	------

This vigorous, well-branching plant is beautifully canopied with large, thick deep green leaves, amply presented from which pink blooms with a darker rose picotee edge emerge with a stately conical-outline. This plant blooms as a 4+ year-old, and is a wonderful plant to add to your garden. (Lem, Tacoma Parks Dept. 1970) 8"- 10", 12"- 15"

***Polar Bear** (R. diaprepes x R. auriculatum) (Diploid)

Some Shade Tall 6' Early June Fragrant White -5°F.
Enormous snow-white flowers, accented with a pale green throat and lily-like fragrance, are held in loose trusses displayed on a tall, spreading plant canopied with large heavily veined matte green leaves. (Stevenson, 1926) 12"- 15"

***Polarnacht** (Turkana x Purple Splendour)

Sun or Part Shade Low 3' Late May Deep Purple -10°F.
Dark elliptic leaves cover this plant that is twice as wide as tall. Funnel-shaped, frilly edged flowers are deep purple and the dorsal lobe is freckled deep red. Bloom as a young plant. (Hachmann 1976) 8"- 10" thru 21"- 24"

***Pomegranate Splash** (Midnight Mystique x Magenta Sky)

Sun Medium 4' Mid-May Deep Magenta/Pink 0°F.
Semi-glossy dark forest green leaves nicely silhouette this well-branching rounded plant. Above this leafy canopy are deep magenta-red buds that open to stunning dome-shaped blooms with deep pomegranate feathered margins that transition to pale purple-pink inside, while a spectacular moderate red freckling/flare within generates additional floral ornamentation. Another classical beauty created by Frank Fujioka. (Fujioka 2007) 8"- 10" thru 12"- 15"

Pom Pom (Katrina x Lem's Cameo)

Sun/Part Shade Medium 4' Early May Rosy-Pink 0°F.
Rounded blooms of bright rosy-pink have nuances of salmon-orange tones that incorporate yellow hues in the throat combined with softer shades of pink and finally animates the flower margins with a splash of plum. This upright and spreading plant has a nice periphery of deep green leaves held for 3 years. (Thompson) 8"- 10", 12"- 15"

***Praecox** (R. ciliatum x R. dauricum)

Sun or Part Shade Medium 4' Early March Rosy-Lilac -5°F.
An upright, somewhat twiggy growing plant that is adorned by small rose-lilac blooms abundantly produced above lustrous deep green leaves. This is another early blooming plant that signals the advent of spring. (Davis 1860) 12"- 15"

***President Roosevelt** (Sport of Limbatum)

Some Shade Medium 4' Mid-April White/Red Edge 0°F.
Exquisite leaves exhibit wonderful textures and colors of light chartreuse green to moss green to dark green variegation that shrouds this plant for year-round excellence. The arresting plant has elegantly poised ball-shaped cerise-red picotee margins with a white throat. A word of caution: Due to heavy multi-branching, the plant's main stem may fracture and break. We recommend staking this plant for its complete lifetime. A metal fence post tied with a pair of used panty hose or an old hose should be very helpful. (Unknown) 12"- 15"

Primary Pink ((Yaku Sunrise x C.I.S. x Jingle Bells) x Lem's Cameo)

Sun/Pt. Shade Semi-Dwarf 2' Late April Pink 10°F.
Flower broadly funnel-campanulate, deeply incised lobes; light purplish-pink shading to pale purplish-pink near throat. Dome-shaped trusses. Dense and mounding habit. (Fujioka, 1981) 6" - 8"

Puget Sound (Loderi King George x Van Nes Sensation) (Diploid)

Some Shade Tall 6' Early May Fragrant Pink -5°F.
A robust, upright and spreading plant with lustrous dark green leaves on stiff branches that beautifully display fragrant ball-shaped pink flowers with remarkable opulent generosity. (During the fall of each year, an unusually twisted proliferation of growth may appear. Break off and destroy.) (Clark 1958) (Fall 2016) 10"- 12"

Pure Pleasure (selected R. decorum x R. yakushmanum 'Koichiro Wada')

Sun or Part Shade Medium 5' Late May Fragrant Pink -5°F.

Extremely fragrant pale pink blooms are 5" ball-shaped with 7-lobes, wavy margins, highlighted by a chartreuse colored throat. A bounty of buds open to a deep purplish pink above a multitude of leafy branching terminous that densely canopy a 5' x 7' plant. (Plant hardy to -12°F. and buds to -5°F.) (Selected best from 150 siblings.) (C. Smith, R. Furman 1994) 8"- 10"

***Purple Amethyst** ([R. yakushmanum 'Koichiro Wada' x Burgundy] x Purple Splendour) x Smokey

Sun Medium 4' Mid-May Purple-Red 0°F.
Lavish deep purple-red buds open to parade a rounded silhouette of deep purple-red margins that fade to a pale purple throat, with gold freckling and showy white anthers within. Semi-glossy, leathery deep forest green leaves above are also additionally ornamented with light tan to rust indumentum below. The leaves are held for 3 years and beautifully circumvent this rounded silhouette. (Fujioka 2002) 10"- 12"

***Purple Gem** (R. fastigiatum x R. carolinianum)

Sun or Heat Semi-Dwarf 2' Early April Violet -25°F.
This densely foliated plant is broadly branching with a slight tawny gray-green leaf color in the fall and blue-green juvenile leaf in the spring. The plant is covered with small violet flowers elegantly displayed in profusion. Excellent drainage is an absolute necessity for this plant to thrive. (Nearing, Hardgrove 1958) 8"- 10", 12"- 15"

Purple Lace (Britannia x Purple Splendour)

Sun or Part Shade Medium 4' Mid-May Burgundy -5°F.
A well-proportioned plant of moderate stature, well clothed with glossy, smooth-textured deep forest green leaves animated with elegant ball-shaped, frilly-edged burgundy trusses that flower with much floral beauty. (England - Boskoop) (Fall 2016) 8"- 10"

***Purple Passion** (Purple Splendour open pollinated)

Sun Tall 6' Mid-May Purple -25°F.
Vivid magenta-purple buds unfurl to present 5 wavy-edged margins of magenta with a white throat, accented with deep reddish-purple freckling and additionally ornamented with vivid purple exterior margins and showy white stamens. Bloom size is 3½" high and 7" wide. This more upright growing 6' shrub exhibits a 4' broadly branching canopy in 10 years. The semi-glossy dark green leafy cover shrouds this impressive plant. (Blough, Treadwell, Pyle 1996) 8"- 10" thru 15"- 18"

***Purple Splendour** (R. ponticum x)

Sun or Part Shade Medium 4' Late May Deep Purple -5°F.
A plant bearing the deepest of the purple flowers - handsome ball-shaped trusses accented with a black eye in the upper lobe. This somewhat upright, broadly branching and nicely foliated plant has glossy, smooth-textured dark green leaves held for 3 years. It flowers profusely and reliably each year. **Excellent drainage** is an absolute must for this plant to thrive. Some additional pruning may be required to maintain plant shape. (A. Waterer ±) 6"- 8", 12"- 15", 15"-18"

Purpureum Grandiflorum (R. catawbiense hybrid)

Sun & Heat Medium 5' Late May Lavender -20°F.
A mounding plant of average size, amply furnished with shiny elliptical rich deep green leaves, ornamented with lavender-blue well formed flowers displayed in great abundance. It buds young and consistently. This is a great plant to place against the south wall of your house. (Waterer 1850±) 10"- 12", 12"- 15"

Rabatz® (Double Date x Erato)

Sun or Part Shade Low 3' Mid-May Red -15°F.
Another new German hybrid embellished with a bundle of red buds opening to knockout open-faced red ball-shaped blooms enhanced with short stamens and some dark freckling on the upper lobes. It is beautifully circumvented with deep green leaves above a well-composed, shapely and rounded plant. (Hachmann 2001) 12"- 15" 15"- 18"

***Ramapo** (R. fastigiatum x R. carolinianum)

Sun & Heat Semi-Dwarf 2' Mid-April Violet Blue -25°F.
A dense, spreading and well-furnished variety well suited for rock gardens and/or borders. This charming garden plant presents a profusion of violet-blue blooms that totally cover the plant. The dusty blue-green juvenile foliage slowly changes color as it matures. It buds young and

consistently. **Excellent drainage** is absolutely necessary for this plant to thrive. (Nearing 1940) 6"- 8" thru 12"- 15"

Rangoon (Fanfare x Gertrude Schale)

Sun	Low 3'	Mid-May	Red	-15°F.
-----	--------	---------	-----	--------

A lovely compact, widely spreading plant, exhibiting showy red winter buds that open in spring to rounded red blooms, generously produced and beautifully presented. The deep green leaves are elliptically rounded and held for 2 years. (Leach 1973) 10"- 12"

***Recital (Mindy's Love x Jessie's Song)**

Sun or Part Shade	Low 3'	Mid-May	Creamy-Yellow	0°F.
-------------------	--------	---------	---------------	------

Dusty medium pink buds open to exhibit ball-shaped wavy-edged creamy-yellow blooms accented by a mulberry-wine flare in the throat plus a 1" calyx. Elliptically shaped matte deep olive green leaves, held for 2 years, beautifully framework this rounded periphery of multi-branching stems. This plant blooms as a young plant. (Barlup 2000) 10"- 12" thru 15"- 18"

***Red Gold (Ring of Fire x Lem's Cameo)**

Some Shade	Medium 5'	Mid-May	Red Gold	+5°F.
------------	-----------	---------	----------	-------

When you view these ball-shaped blooms from a distance, they can be best described as a very distinctive golden-toned red. When you get up close and personal, the marriage of these two colors becomes more discernable as red-orange flower margins that showcase golden-orange tones within. The dark woodland green leaves amply shroud this upright, well-mannered plant. (Thompson) 12"- 15"

Rhein's Luna (R. minus Carolinianum Group white x Russautinii Group)

Sun	Medium 4'	Late April	Lavender	-15°F.
-----	-----------	------------	----------	--------

Masses of ball-shaped lavender blooms are arranged in clusters of 4-6 flowers with darker lavender margins transcending to a lighter colored throat. Semi-glossy moderate green leaves above have brick-red scales below and are displayed on the plant for one year. The plant growth habit is upright and somewhat open, so may need pruning/shaping from time to time. The plant is hardy to -25°F. and bud hardy to -15°F. (Rhein 1995) 8"- 10", 12"- 15"

Rio Salsa (Rio X September Song)

Part Shade	Medium 4-5'	Mid May	Pink/Yellow	0°F
------------	-------------	---------	-------------	-----

An unusual color. Bright hot pink and yellow flowers that appear orange from a distance. Shiny dark green leaves on a shapely good growing plant. (Tom Ahern) (Fall 2016) 8" - 10"

***Ring of Fire (Darigold x Idealist)**

Some Shade	Low 3'	Late May	Yellow Orange/Edge	0°F.
------------	--------	----------	--------------------	------

An arresting plant with excellent floral quality ornamented with elegant leaves of rich deep green for year-round excellence. This shapely, well-proportioned plant is animated with exquisite blooms of yellow accentuated with a striking orange picotee flower edge. This plant blooms as a 5-6 year-old. (Thompson 1991) 6"- 8" thru 12"- 15"

Robert Schill (Whitney Orange x Golden Star)

Sun or Part Shade	Low 3'	Mid-May	Coral-Pink	0°F.
-------------------	--------	---------	------------	------

Wavy-edged ball-shaped blooms of medium coral pink are accented by slight red freckling within. This plant produces buds as a 4-5 year-old and when open, exhibits 20 flowers per truss (5" tall & 6" wide). This East Coast introduction has been in test here for the past 7 years, however the greatest test is obviously in Mr. Rosenthal's yard. Leaves are abundantly produce and held for 2 years on a well-branching, rounded silhouette. The plant is hardy to a -6°F. while the buds are hardy to 0°F. (Rosenthal 1993) 10"- 12", 12"- 15", 15"- 18"

Rosalie Hall (R. degroenianum ssp. yakushmanum x Double Winner)

Sun or Part Shade	Low 3'	Early May	Red	0°F.
-------------------	--------	-----------	-----	------

A multitude of red buds open to show off rosy-red ball-shaped blooms with 19 flowers, 5 wavy-edged lobes that fade to a deep purplish-pink throat with red rays within. This well-branching rounded plant is beautifully circumvented with amply produced deep green leaves above and brownish-orange felt-like indumentum below. The juvenile new foliage is a pale grayish-yellow color that transitions to a deep green. (Newcomb 1979) (Fall 2016) 8"- 10"

Rosa Perle (R. makinoi hybrid)

Sun or Part Shade	Low 3'	Mid-June	Rose	-10°F.
-------------------	--------	----------	------	--------

A multitude of buds open to a beautiful display of rosy-pink ball-shaped blooms enhanced with red freckling within. After bloom, blush white to pale beige juvenile foliage transforms to a distinctive periphery of long and narrow pointed dark jade green leaves. This leaf canopy profiles a well-branching, rounded undercarriage. Buds at an early age. (Fall 2016) 10"- 12"

Rose Dew (Percy Wiseman x Recital)

Sun or Part Shade	Low 3'	Late May	Yellow/Pink	0°F.
-------------------	--------	----------	-------------	------

Bright fluorescent pink buds open to exhibit 6" ball-shaped blooms with a pale yellow-green throat gradually transitioning toward pale dusty pink and finally to wavy-edged margins and midribs of bright purple-pink. A magenta-red flare/freckling in the throat highlights each of the 15 flowers in this bloom. This well-branching, dense plant is canopied with deep olive-green leaves held for 2 years, on a silhouette that is broader than tall. (Barlup 2007) (Fall 2016) 12"- 15"

Rose Turner (Unknown)

Sun or Part Shade	Low 3'	Mid-April	Rosy Pink	0°F.
-------------------	--------	-----------	-----------	------

This widely branching plant is densely frameworked with small elliptically-rounded matte deep forest green leaves held for 3 years. A multitude of rosy-pink buds above each stem terminous open to display medium pink bell-shaped lax blooms with a faint red flare/freckling within. This mounding superstructure has a beautiful pomenade. (Sather) 10"- 12"

Roseum Elegans (R. catawbiense hybrid)

Sun & Heat	Tall 6'	Late May	Rosy Lilac	-25°F.
------------	---------	----------	------------	--------

This excellent rock-hardy, dependable plant remains compact and well furnished with matte deep olive green leaves, which become almost obscured by the spectacular springtime show of rosy-lilac blooms. (Waterer 1851 ±) 10"- 12" thru 15"- 18"

Roseum Pink (R. catawbiense x unknown)

Sun & Heat	Tall 6'	Late May	Lavender Pink	-25°F.
------------	---------	----------	---------------	--------

This is yet another 150 year-old English hybrid that has survived the very worst of weather conditions. This plant is smothered in rounded lavender-pink wavy-edged blooms enhanced by a showy red flare within. This vigorous, upright and mounding plant is densely blanketed with lustrous deep green leaves abundantly produced and beautifully presented. (Waterer 1850±) 12"- 15"

Rosewine (Independence Day x Plum High)

Sun or Part Shade	Low 3'	Mid-May	Magenta/White	0°F.
-------------------	--------	---------	---------------	------

A profusion of dark red-purple buds open to a yellowish-white throat that blends to deep fuchsia-pink, wavy-edged margins. Strong fuchsia-pink midveins radiate out from the throat which is also eclipsed by a strong chartreuse flare on the upper flower lobes. This well-branching, dense plant is shrouded with moderate olive green leaves held for 2 years. (Barlup 2005) 10"- 12", 12"- 15"

Ross Maud (Fusilier x Unique)

Sun or Part Shade	Low 3'	Late April	Pink	+ 5°F.
-------------------	--------	------------	------	--------

This Australian introduction exhibits a bounty of ball-shaped flowers of bright pink, emerging from good-looking foliage, amply supplied on a rounded well-branching plant. This plant blooms at a very young age and consistently thereafter. (Bramley 1975) 12"- 15"

Rubicon (Noyo Chief x Kilimanjaro)

Some Shade	Medium 5'	Early May	Red	+5°F.
------------	-----------	-----------	-----	-------

A well-proportioned plant with superb glossy dark green foliage, displaying abundant ball-shaped cardinal red blooms eclipsed with black freckling within. (Gordon, New Zealand 1979) 12"- 15"

***Ruby Hart ([Carmen x Elizabeth] x R. elliottii)**

Some Shade	Semi-Dwarf 2'	Early May	Red	+5°F.
------------	---------------	-----------	-----	-------

Deep waxy red lax-shaped blooms are very free flowering with heavy substance. The glossy oblong dark emerald green foliage is retained for 3 years on a dense, compact and well-branching plant. It blooms as a young plant and very consistently thereafter. (Whitney, Sather 1976) 10"- 12", 12"- 15"

Ruby Parasol (Sport of Pink Parasol)

Sun or Part Shade	Semi-Dwarf 2'	Mid-May	Pink/White	-25°F
-------------------	---------------	---------	------------	-------

A very dense and compact growing plant circumvented with deep green leaves above, coupled with fuzzy beige indumentum below attached to red leaf petioles that extend into the leaf rib. A profusion of pink buds open to parade wavy-edged, rounded crinkly flowers of white with nuances of pale pink. (Briggs) 12"- 15"

Ruffles (R. catawbiense x)

Sun or Part Shade	Medium 5'	Mid-May	Orchid	-15°F
-------------------	-----------	---------	--------	-------

A rather open and spreading plant, branching only moderately well, bearing medium-sized moss green foliage held for 2 years. The globular-shaped ruffled orchid flowers are nicely displayed with great freedom. (Unknown) 10"- 12"

***Saffron Silk** (Nancy Evans x (Odee Wright x Crest))

Sun or Part Shade	Tall 6'	Early May	Yellow	-10°F
-------------------	---------	-----------	--------	-------

A wealth of bright salmon-orange buds open to dome-shaped trusses of 14, broadly funnel-shaped with wavy-edges, vivid yellow midribs, and dorsal lobes and a greenish-yellow throat. This upright, somewhat spreading plant is circumvented with semi-glossy, elliptically shaped dark woodland green leaves held for 2 years. (Fujioka 2005) 12"- 15"

***Saint Merryn** (Saint Tudy x R. impeditum)

Sun/Pt. Shade	Semi-Dwarf 2'	Mid-April	Blue Violet	-5°F
---------------	---------------	-----------	-------------	------

This densely foliated and finely branched plant has small beautifully textured dark green leaves superimposed with small funnel-shaped blue-violet trusses borne with remarkable floral splendor. (Harrison 1971) 10"- 12"

***Saint Minver** (R. russatum x Saint Breward)

Sun	Low 3'	Late April	Violet-Blue	-10°F
-----	--------	------------	-------------	-------

A dense, rounded and compact plant with a close-knit habit is handsomely clothed with a framework of smaller forest green leaves, generously produced from which a prodigious array of blooms is presented. (Harrison 1973) 10"- 12"

Sanders' Low Yellow (Karen Triplett x R. yakushmanum x Mrs. Lamot Copeland)

Sun or Part Shade	Low 3'	Mid-May	Yellow	0°F
-------------------	--------	---------	--------	-----

A bevy of lustrous, elliptically shaped deep green leaves, are held for 3 years, beautifully covering this multi-branching rounded plant. Light greenish-yellow blooms with a small vivid yellow-green flare within measures 3" tall by 4½" wide. (Minch, Sanders 2001) (Fall 2016) 12"- 15"

***Sapphire** (Blue Tit x R. impeditum)

Sun/Pt. Shade	Semi-Dwarf 2'	Mid-April	Light Blue	-5°F
---------------	---------------	-----------	------------	------

A bushy, rounded and broadly branching plant exhibits distinctive dusty green leaves bearing small widely funnel-shaped light blue trusses elegantly displayed. Flowers profusely and reliably each spring. (Knap Hill Nursery 1958±) 8"- 10" thru 12"- 15"

***Sappho** (Unknown)

Sun or Part Shade	Tall 6'	Mid-May	White/Purple Eye	-5°F
-------------------	---------	---------	------------------	------

This strong, open and spreading plant can become rather leggy with age; therefore additional shaping/pruning may be needed. A large purple eye, poised on a canopy of somewhat narrowly elliptic, amply furnished dark green leaves, accents the stately dome-shaped white flowers. This old time favorite buds young and consistently. (A. Waterer 1867±) 8"- 10" through 21"-24"

***Sappho Sport**

Sun or Part Shade	Tall 6'	Mid-May	White Gold Eye	-5°F
-------------------	---------	---------	----------------	------

We are fortunate to have a very mature specimen of Sappho close to our office, which allows us to monitor it constantly. Otherwise we may not have seen this unusual proliferation of glossy very textured, convexed, irregularly shaped deep green leaves that amply profile this upright somewhat meandering growth habit. Both plants grow identically and may require some intervention by pinching &/or pruning. The ball-shaped bloom is white, with a golden-yellow flare with some occasional and random amounts of purple incorporated within. Most sports do attempt to revert; some are more successful than others. After

testing this plant for the past 15 years, none have reverted so far. (Sather) 10"- 12"

Sapporo (Hachmann's Diadem x Hyperion)

Sun or Pt. Shade	Medium 4'	Late May	White	-10°F
------------------	-----------	----------	-------	-------

Flower broadly funnel-shaped, wavy-edged, opens pale purple, tinged purplish-pink on veins especially on outside with a deep purplish-red blotch. Quickly fades to white with age. Round trusses hold 8-10 flowers. Foliage is slightly glossy green above with brown hairs. Compact, moderately open habit. (Hachmann, 1979) 12"-15"

Satin Memories (Mrs. Furnival x [(Lem's Goal x Loderi Group) x Lem's Cameo] x [(Lem's Goal x Loderi Group) x Brandt's Tropicana])

Sun or Part Shade	Medium 4'	Early May	Pale Lavender	0°F
-------------------	-----------	-----------	---------------	-----

A multitude of bright magenta buds unfurl to exhibit large 7" ball-shaped, wavy-edged soft lavender blooms that fade to a white throat enhanced with a showy dark magenta-red flare/freckling. Outside each flower radiates deeper pink spokes on all lobes. Forest green leaves held for 3 years nicely canopy this well-branching superstructure. (Barlup 1999) 12"- 15"

***Satsop Sunrise** (Mrs. J. G. Millais x Whitney's Late Orange)

Some Shade	Low 3'	Late May	Fragrant Pink	0°F
------------	--------	----------	---------------	-----

Large funnel-shaped blooms have frilly edges and a wonderful fragrance. Strong pink flower margins fade to a pale yellow throat with a cinnamon-orange flare. A wealth of narrowly-oblong, semi-glossy, dark olive green leaves with down curved edges, densely cover this sturdy, well-branching, rounded plant. (Deppiesse 1992) 10"- 12", 12"- 15" through 30"-36"

Sausalito (R. calophytum var calophytum x Loderi Venus)

Part sun, part shade	Tall 7'	Mid-May	Pink	-10°F
----------------------	---------	---------	------	-------

Displays gigantic trusses of bright pink, marked with showy red on the upper petal; red dorsal blotch. Large luscious leaves on a strong, large growing, beautiful plant. (John Henny, 1950) 8"- 10"

Scarlet Romance (Vulcan x Chocolate Soldier)

Sun or Part Shade	Medium 4'	Early June	Red	-25°F
-------------------	-----------	------------	-----	-------

This prolific blooming plant has radiant red ball-shaped blooms, classically poised above a wealth of sage green leaves, which beautifully cover this multi-branching, compact superstructure. (Mehlquist 1995) 12"- 15"

***Scarlet Wonder** (seedling of Elizabeth Hobbie)

Sun or Part Shade	Semi-Dwarf 3'	Late April	Red	-10°F
-------------------	---------------	------------	-----	-------

A small, spreading and very close-knit plant amply clothed with glossy deep green elegant leaves gracefully bearing open trusses of polished red flowers produced in great abundance. (Hobbie, LeFeber 1965) 8"- 10" thru 12"- 15"

***Scintillation** (Unknown)

Sun or Part Shade	Medium 5'	Early May	Pink Gold-Eye	-10°F
-------------------	-----------	-----------	---------------	-------

A plant of good proportions and moderate stature, well-furnished with handsome glossy dark green leaves, eclipsed with elegantly arranged medium-sized, 2-tone rounded pink trusses with a bronze throat. (Dexter, Vossbery 1973) 10"- 12"

***Seaview Sunset** (Nancy Evans x Canadian Sunset)

Sun or Part Shade	Low 3'	Late April	Yellow Coral	0°F
-------------------	--------	------------	--------------	-----

This wonderfully dense plant is silhouetted with semi-glossy elliptically shaped dark green leaves held for 3-4 years. Above this rounded silhouette is a bounty of vivid red-orange buds that exhibit dome-shaped rich light-yellow blooms with 5 lobed wavy-edged broad bands of red-orange and a ¼" long calyx of the same color. A multitude of buds are produced on 2-3 year-old plants. (Fujioka 1997) 10"- 12", 12"- 15"

***Senora Meldon** (R. augustinii 'Lackamas Blue' x Blue Diamond)

Sun or Part Shade	Medium 3'	Mid-April	Violet Blue	0°F
-------------------	-----------	-----------	-------------	-----

A dense, broadly branching plant furnished with rich emerald green aromatic leaves covered with masses of medium violet blue widely funnel-shaped blooms displayed in profusion. It buds young and reliably. (Goheen, 1982) 10"- 12", 12"- 15"

***September Song (Dido x Fawn)**

Some Shade	Low 4'	Early May	Salmon	0°F
------------	--------	-----------	--------	-----

Blooms of open trusses, edged with salmon-pink blending to a golden orange throat enlivened with gold stamens and bronze freckling, are classically presented on a beautiful framework of handsome dark green leaves gracefully poised on a well-proportioned plant with excellent carriage. It buds young and in great abundance. (Phetterplace, Greer 1999) 10"- 12" thru 15"- 18"

***Seraphine (R. yakushmanum 'Koichiro form' x Cynthia)**

Sun or Part Shade	Low 4'	Mid-May	Rosy-Pink	-10°F
-------------------	--------	---------	-----------	-------

A wealth of deep red buds open to exhibit rounded rosy-pink blooms that blend to a paler colored throat with a slightly darker freckling on the dorsal lobes. This upright, multi-branching framework is nicely canopied with dark olive green leaves, amply produced and handsomely displayed. (Herbst 1987) (Fall 2016) 10"- 12", 12"- 15"

Serendipity (R. yakushmanum x R. aureum)

Sun or Part Shade	Semi-Dwarf 2'	Late April	Pale Yellow	-25°F
-------------------	---------------	------------	-------------	-------

A rather dense, compact and spreading plant, clothed with small attractive dark green leaves that bear delicate pale yellow flat-topped trusses of the utmost charm. It buds young and reliably. (Potter 1972) 10"- 12"

Seta (R. spinuliferum x R. moupinense)

Some Shade	Medium 5'	Early March	Pink	+5°F
------------	-----------	-------------	------	------

A very upright, moderately branching plant with somewhat an open promenade that signals the advent of spring by exhibiting tubular bell-shaped soft pink blooms enhanced with deeper stripes located on the outside of each flower lobe, running from margin to throat. (Aberconway 1933) 12"- 15"

***Shamrock (R. keiskei dwarf x R. hanceanum 'Nanum')**

Some Shade	Semi-Dwarf 2'	Late March	Yellow	-5°F
------------	---------------	------------	--------	------

This plant blooms approximately on St. Patrick's Day, detailing prolific bell-like chartreuse blooms with light yellow freckling in the throat. This dense rounded shrub is engulfed with an abundance of moss green leaves. (Ticknor 1978) 10"- 12", 12"- 15"

Shanna's Song (Mrs. Furnival x One Thousand Butterflies)

Sun or Part Shade	Low 3'	Early May	Pink-Lavender	0°F
-------------------	--------	-----------	---------------	-----

A bounty of magenta buds open to expose rounded blooms with wavy margins of dusty pink that fade to a pale lavender throat. Additional ornamentation includes a yellow-ochre flare and deep purple-red nectaries within, while the exterior flower midribs are a vivid purple-red. This broadly branching plant has a handsome periphery of deep green leaves held for 2 years. (Barlup 1999) (Fall 2016) 12"- 15", 15"- 18"

***Sierra Sunset**

Sun	Medium 3'	Early May	Salmon/Cream	0°F
-----	-----------	-----------	--------------	-----

Masses of red-orange buds open to exhibit rounded frilly-edged salmon-pink margins that transition to a cream-yellow throat. A large irregularly shaped creamy-yellow calyx, suffused with salmon-pink tones has a slight salmon-pink edging. The dense, widely-branching silhouette is beautifully canopied with deep green leaves that are held for 3 years. (Lofthouse) 10"- 12"

Silver Bear (R. yakushmanum x R. bureavii)

Sun or Part Shade	Low 3'	Early May	White	-5°F
-------------------	--------	-----------	-------	------

According to a very good source in Oklahoma, this plant is performing exceedingly well in his area. This compact, broadly branching plant, parades lush deep green leaves with an undercarriage of textured cinnamon indumentum. Stunning white, veiled pink rounded blooms are produced in abundance and classically presented. (Unknown) 10"- 12"

***Sir Charles Lemon (R. arboreum x)**

Some Shade	Medium 5'	Late April	White	+5°F
------------	-----------	------------	-------	------

A plant of moderate height and of good solid build, exhibiting excellent matte green foliage above, and coated beneath with showy cinnamon-brown indumentum. The shapely rounded white blooms have some dark freckling in the throat. (Aberconway 1937) 8"- 10", 12"- 15"

***Skookum (R. yakushmanum x Mars) x America**

Sun or Part Shade	Low 4'	Early May	Red	-20°F
-------------------	--------	-----------	-----	-------

This beautifully proportioned second-generation yak hybrid, has a rounded silhouette, amply clothed and furnished with smooth-textured dark matte green leaves, generously embellished with stunning globe-shaped red blooms produced in great profusion. (Larson, Minch, 1987) 12"- 15"

Skylar Rose Nelson (Lem's Cameo x (Fabia x Temple Belle Group) x (Jan-Di-Lyn x Unimak)

Sun or Part Shade	Low 3'	Early May	Pink	0°F
-------------------	--------	-----------	------	-----

Semi-glossy moderate olive green leaves held for 2 years, beautifully silhouette a well-branching plant. A bounty of strong red buds unfurl to present 5" rounded blooms with rosy-pink wavy-edged margins that transcend to a moderate dusty pink throat with pale greenish-yellow and red freckling within. Each broadly funnel-shaped floret is surrounded by a 1½" calyx. (Kesterson, Nelson 2001) 12"- 15"

Snow Lady (R. leucaspis x R. ciliatum)

Some Shade	Semi-Dwarf 2'	Late March	White	0°F
------------	---------------	------------	-------	-----

A rounded, somewhat open growing plant, clothed with elliptically hairy and scaly dark green leaves enhanced by openly bell-shaped white flowers in clusters of 3-5. Protect from frost. (Lancaster 1955) 10"- 12", 12"- 15"

***Snow Queen (Haloepanum x Loderi g.)**

Some Shade	Medium 5'	Mid-May	Fragrant White	+5°F
------------	-----------	---------	----------------	------

The elegantly poised, large cone-shaped fragrant white flowers are displayed on a plant of upright, spreading proportions, amply clothed with dark green leaves that are held for 2 years. It blooms as a 6 + year-old and consistently thereafter. (Loder 1926) 8"- 10"

***Solidarity (Jean Marie de Montague x R. yakushmanum) (Triploid)**

Sun	Low 4'	Mid-May	Rosy Pink	-15°F
-----	--------	---------	-----------	-------

A sturdy plant of moderate size, admirably close and dense in behavior, clothed with elegant rich green leaves covered with a bounty of very showy large ball-shaped rosy pink blooms. (Schannen 1990) 10"- 12", 12"- 15"

***Songbird (R. russatum x Blue Tit)**

Sun or Part Shade	Semi-Dwarf 2'	Mid-April	Blue	-5°F
-------------------	---------------	-----------	------	------

The free-flowering and attractive bright purple-blue trusses are openly funnel-shaped with remarkable rich floral excellence. This rounded, compact, well-clothed plant is perfectly suited for rock gardens &/or for borders. (Horlick 1954) 8"- 10" thru 12"- 15"

***Starbright Champagne ([Yaku Sunrise x Hansel] x Lem's Cameo)**

Sun/Part Shade	Low 3'	Mid-April	Cream	0°F
----------------	--------	-----------	-------	-----

Uncommonly colored creamy-yellow blooms of heavy substance have deeply cut lobes with rather pointed tips, all broadly funnel-shaped, interfaced with a significant red flare/freckling on the upper lobes. These dome-shaped blooms are additionally ornamented with a 1" calyx. Deep green leaves cover this well-branching, rounded plant. (Fujioka 1996) (Fall 2016) 8"- 10" thru 12"- 15"

Starburst (Moser's Maroon x Purple Splendour)

Sun	Tall 6'	Late May	Purple	-5°F
-----	---------	----------	--------	------

This upright plant branches only moderately well with a periphery of deep green handsome leaves supported by burgundy colored stiff and sturdy stems. A profusion of dark purple buds open to ball-shaped plum colored blooms, accented by a large golden flare that is surrounded by shades of white. (Greer 1988) (Fall 2016) 12"- 12"

Star Sapphire (R. minus Carolinianum Group, white flower x R. augustini)

Sun	Medium 4'	Early May	Lavender Blue	-5°F
-----	-----------	-----------	---------------	------

Moderate olive green leaves are held for 1-2 years circumventing a plant that grows 4' tall as wide in 10 years. Above this leafy canopy is a bounty of vivid purple buds opening to saucer-shaped outside bloom color of bright purple, transcending to a light purple inside color highlighted by chartreuse freckling within, (Hardgrove, Burns, Brack 2000) 12"- 15"

Strawberry Chiffon (Vulcan x [Mars x R. yakushmanum])

Sun	Low 4'	Late May	Strawberry	-15°F
-----	--------	----------	------------	-------

Narrow deep green leaves are handsomely featured covering this well-branching superstructure. Above this leafy perimeter is a cloudburst of

beautifully rounded strawberry red blooms undertoned with nuances of pink. 10"- 12"

Strawberry Wine (Mrs. Furnival x Peggy Roberts)

Sun or Part Shade Low 3' Early May Dusty-Purple-Pink 0°F.
Grows somewhat wider than tall, blanketed with dark olive green leaves. A prodigious array of deep mulberry-wine buds open to wavy-edged margins of bright dusty purple-pink that transcends to a paler pink throat, all highlighted by a distinctive deep red eye and freckling within. A red-purple spoke radiates from the throat to the margins along the outside of each midrib. Plants bloom young and consistently. (Barlup 1999) 10"- 12", 12"- 15"

Summer Wind (Golden Gala x Summer Peach) (Diploid)

Sun or Pt. Shade Medium 4' Late May Dust-Pink/White 0°F.
Showy magenta buds open to 5" ball-shaped blooms with deep dusty pink, wavy-edged margins that beautifully transition to a very pale yellow-white throat. A deep magenta-purple flare/freckling in the throat additionally ornaments this bloom along with a small pale yellow-white calyx, plus dusty pink midribs. Matte elliptical-shaped moderate deep green leaves. (Barlup 2004) 10"- 12", 12"- 15"

Sun Blush (Scintillation x Recital)

Sun Low 3' Early May Blush Yellow-White -5°F.
Pale yellow-green buds open to rounded, wavy-edged broadly funnel-shaped blush pale yellow-green blooms. The dorsal lobes are lightly hued with yellow-green freckles combined with moderate brick-red freckles/rays flanking the throat. Elliptic, semi-glossy olive-green leaves are abundant and presented on a well-branching rounded plant. (Barlup 2004) 10"- 12", 12"- 15"

Sun Quest (Invitation x Janet Blair)

Sun or Part Shade Medium 4' Late April Pale Yellow 0°F.
Light green-yellow buds open to exhibit rounded 5" blooms with paler margins of pale green-yellow to a deeper colored throat. A 1" calyx is also a pale greenish-yellow. This rounded, leafy canopy is nicely blanketed with matte, elliptically-shaped dark emerald-green leaves that are held for 2 years. (Barlup 2005) 8"- 10", 12"- 15"

***Sunny Day** (Unknown)

Some Shade Low 4' Early May Yellow 0°F.
The bud opens to feature medium-yellow rounded blooms with red freckling in the upper lobes. The foliage is elliptically smooth-textured with green leaves retained for 2 years. The growth habit is broad, rounded and well-branching. It buds young and consistently (Whitney, Sather 1985) (Fall 2016) 10"- 12", 12"- 15"

Sunny Morning (Morning Sunshine x Sunny Day)

Sun or Part Shade Low 3' Early May Yellow 0°F.
A prodigious array of bright greenish-yellow buds open to show ball-shaped illuminous yellow blooms with frilly-edged lobes and a bright red flare in the throat. Like its parent 'Sunny Day' this plant does not bud young and consistently. The somewhat upright growing plant is nicely structured with well-branching stems that hold an abundance of deep green leaves for 2-3 years. (B. Ward 2003) (Fall 2016) 10"- 12"

Sun Song (Invitation x Cupcake)

Sun or Part Shade Low 3' Late April Yellow 0°F.
A well-branching, rounded plant with excellent carriage is mantled with semi-glossy forest green leaves. Poised above this canopy are a multitude of light greenish-yellow ball-shaped blooms edged on the tips of three dorsal lobes with deep pink hues. Outside flower color is a light greenish-yellow fading to a pale yellow-green. Discrete bright red freckle occurs on the upper dorsal lobes. A 1 1/4" calyx is a light greenish-yellow color edged with deep pink. (Barlup 2008) 12"- 15"

***Superflimmer** (A sport of Goldflimmer)

Sun Medium 4' Early May Lavender -5°F.
This sport is the ultimate in variegated foliage, and will hopefully remain so as it ages. The bright golden-yellow foliage is randomly outlined with deep forest green margins. We recommend locating this plant in full sun to obtain its maximum leaf color. The 4+" ball-shaped lavender blooms with reddish-brown freckling within are

nicely poised above this beautiful mounding, well-furnished canopy. (Imrie 2009) 8"- 10", 12"- 15"

***Susan** (R. campanulatum x R. fortunei)

Sun or Part Shade Medium 5' Late April Violet Blue -5°F.
An arresting plant with handsome violet-blue full-domed trusses and dark freckling within, poised on polished deep green leaves. (J.C. Williams, W.C. Slocock 1925±) 8"- 10"

Sweet Dreams (Nancy Evans x Pink Petticoat)

Sun or Part Shade Medium 3' Late May Pink +3°F.
A very floriferous blooming plant parades deep magenta buds presenting deep purple-pink wavy-edged rounded 5" blooms, fading to a pale pink throat while blush yellow tones decorate the upper lobes along with strong red nectaries in the throat. A small dusty pink calyx also ornaments this 25 florets/bloom, plus some strong red freckling. Moderate, narrowly elliptic olive green leaves silhouetting a rounded 3' x 3' canopy. A cloudburst of buds are amply paraded on a consistent basis. (Barlup) 10"- 12"

***Sweetie Pie** (Lem's Cameo x Mrs. A. T. de la Mare)

Sun or Part Shade Medium 4' Early May Pink-Yellow -5°F.
This is another hybridizing effort by the Whitney Gardens in hope to continue improving the genus rhododendron. One of the major improvements is greater bud hardiness. The elegantly rounded blooms have a golden yellow throat transcending to pink margins elaborately and classically poised above well-furnished deep moss green foliage, covering a spreading, upright plant. (Sather) 10"- 12"

Tahitian Dawn (Lem's Cameo x Skipper)

Sun or Part Shade Medium 5' Early May Yellow Peach +5°F.
A very upright, only moderately branching plant with jade green leaves that are held for 2 years. The basic bloom color includes bright yellow, pale peach and tangerine tones animated in rounded and well-proportioned clusters. (Korth) 15"- 18"

Tamarindos (Blue Bells x Purple Splendour)

Sun Medium 4' Late May Violet gold-Eye -5°F.
Exquisite violet frilly-edged rounded blooms transcend to veiled lavender within, beautifully highlighted with a golden-yellow flare on the upper lobes. Slightly recurved, smooth-textured deep green leaves, abundantly produced and nicely presented, mantle this rounded well-proportioned plant. (Hachmann 1987) 10"- 12"

Tarantella (Odatorium x Hachmann's Feuerschein)

Sun or Part Shade Medium 5' Mid-May Red -15°F.
Deep red buds open to display luminous red ball-shaped blooms with only moderate dark freckling on the dorsal lobes along with showy white stamens. Matte green textured leaves, with a slight twist, shelter this upright, well-mannered plant. This German cultivar produces a prodigious display of flower power. (Hachmann 1988) 10"- 12", 12"- 15"

***Taurus** (Jean Marie de Montague x R. strigillosum) (Triploid)

Sun or Part Shade Medium 5' Mid-April Red -3°F.
A variety of some vigor, building a shapely, upright and spreading plant, well-clothed with handsome forest green leaves bearing prominent and showy red buds, that emerge into large ball-shaped brilliant red trusses that are impressively displayed. It blooms as a 5-6 year-old. This is a wonderful plant to add to your garden. (Mossman 1972) 8"- 10" thru 21"- 24"

***Teddy Bear** (R. bureavii x R. yakushimanum)

Some Shade Low 3' Early May Pink White 0°F.
A compact, rounded plant with lustrous dark green foliage above and thick buff-colored indumentum below all handsomely presented and abundantly produced. The blush pink-white rounded blooms are compact and restrained. (Lem, Briggs 1992) 10"- 12", 12"- 15"

Temple Bells (R. orbiculare x R. williamsianum)

Sun or Part Shade Low 3' Early May Rosy-Pink -5°F.
A wonderfully, dense mounding plant, heavily foliated with smaller heart-shaped forest green leaves, above which a profusion of buds open to display rosy-pink lax-shaped blooms daintily held in regal elegance. (R.B.G., Kew 1916) 10"- 12", 12"- 15"

Terra (Recital x Nelda Peach)

Sun or Part Shade	Low 3'	Late May	Yellow-Pink	0°F.
-------------------	--------	----------	-------------	------

Moderate red buds open to display large 6" ball-shaped blooms with a pale yellow throat that blends to shades of purplish-pink at the margins. Outside bloom color has a pale yellow base turning to strong pink margins. The flower throat has solid dark red tones which transform into freckling that extends upward 1". A small calyx has a pale yellow base that explodes to a strong pink edge with red flares. (Barlup 2005) 12"- 15"

Tessa Bianca (Praecox x R moupinense)

Sun or Part Shade	Low 3'	Late February	White Pink	-5°F.
-------------------	--------	---------------	------------	-------

This early blooming, compact, well-branching plant is shrouded in 2" x 1" deep olive green leaves. Each stem produces many clusters of white tubular blooms with a hint of pink accented by nuances of yellow in the throat. (Brandt 1965) 6"- 8"

Thor (R. haematodes x Felis)

Some Shade	Low 3'	Mid-May	Orange Red	+5°F.
------------	--------	---------	------------	-------

A beautiful showy plant displaying orange-red bell-shaped trusses, with a large calyx poised with loose clusters, abundantly produced on a handsome trim, widely branching plant with elegant lush green leaves, heavily indumented (Brandt, 1963) 10"- 12"

Thumbelina (R. campylogynum Cremastum x R. glaucophyllum)

Sun/Pt. Shade	Semi-Dwarf 18"	Late April	Dusty Pink	-10°F.
---------------	----------------	------------	------------	--------

Small, rich green leaves above interface with dull scaly moss green leaf color beneath, collectively sheltering this multi-branching framework of rough, slightly peeling bark. Dainty dusty pink open-faced bells are presented on long 1" stems above the foliage in groups of three. A plant for all seasons. (Dover) 10"- 12"

Tiger Lily - See Whitney Tiger Lily**Titian Bouquet (Bridal Bouquet x Titian Beauty)**

Sun or Part Shade	Low 3'	Early May	Pink	0°F.
-------------------	--------	-----------	------	------

Ball-shaped blooms exhibit 7 frilly-edged lobes of medium purple-pink superimposed with vivid purple-pink freckling in the throat. This rounded well-branching superstructure is nicely canopied with deep olive green leaves. This shrub blooms as a 2-3 year old. (Ward 2000) (Fall 2016) 10"- 12"

***Too Bee (R. campylogynum 'Patricia' x R. keiskei 'Yaku Fairy')**

Sun or Part Shade	Dwarf 1'	Mid-April	Rosy Pink	-5°F.
-------------------	----------	-----------	-----------	-------

A perfect mounding dwarf equally suitable for the rock garden or open borders, amply clothed with elegant leaves gracefully bearing a profusion of pretty small rosy-pink bells poised in loose clusters above the foliage. (W. Berg 1983) 12"- 15"

***Top Banana (Unknown)**

Some Shade	Low 3'	Late April	Bright Yellow	0°F.
------------	--------	------------	---------------	------

Hotei may have been used as one of the parents in this plant, as the bloom color is the same, along with leaf size and shape. The two major differences are the time of bloom (late April) and the fact that this plant buds young, whereas Hotei buds as a 6 to 8 year-old. It is also more upright in plant structure. Good drainage is absolutely essential. (Whitney, Sather 1976) 12"- 15"

Tortoiseshell Wonder (Goldsworth Orange x R. griersonianum)

Some Shade	Medium 4'	Mid-May	Salmon-Pink	-5°F.
------------	-----------	---------	-------------	-------

This attractive and elegant foliage presents a bounty of smooth-textured, narrow elliptically shaped forest green leaves attached to the stems by a mahogany-red petiole. These multi-branching stems, framework an upright silhouette that displays rounded flat-topped blooms of salmon-orange, accented by spokes of salmon-pink from margin to throat. (W. C. Slocock 1946) 10"- 12", 12"- 15"

***Tressa McMurry (R. occidentale x R. ponticum)**

Sun	Low 3'	Mid-May	Lavender-Pink	0°F.
-----	--------	---------	---------------	------

Another very unusual plant that displays a bounty of strap-like medium green leaves that blanket this rounded, well-branching plant. Small ball-shaped blooms have orange-brown freckling within that are held in clusters of 18 flowers. If the parentage is correct, this plant does not in anyway reflect its azaleadendron characteristics. A similar plant is called 'Graziella'. (McMurry 1978) 12"- 15", 15"- 18"

***Trilby (Queen Wilhelmina x Stanley Davies)**

Sun/Pt. Shade	Medium 5'	Mid-May	Crimson Red	-10°F.
---------------	-----------	---------	-------------	--------

A strong, broadly branching plant of rather grand stature, that is well clothed with dull matte green leaves eclipsed by handsome ball-shaped crimson red trusses, produced in great abundance. (C. B. van Nes & Sons 1930±) 10"- 15", 15"- 18"

Trina (Coral Blossom x Tia)

Sun or Part Shade	Low 3'	Early May	Orange Yellow	0°F.
-------------------	--------	-----------	---------------	------

Vivid red buds open to expose a pale orange-yellow throat which transitions to deeper shades of light orange-yellow on the flower edges. Deep pink inside veining contrasts with strong red outside flower midribs, plus a vivid red flare/freckling within the upper throat area. Rounded, well-branching plant with a periphery of dark olive green leaves held for 2 years. (Barlup 2010) (Fall 2016) 10"- 12"

Trocajero (Torero x Erato)

Sun or Part Shade	Low 3'	Late May	Red	-20°F.
-------------------	--------	----------	-----	--------

This German Gold Metal Winning Plant presents lavish bright red ball-shaped blooms with dark freckling on the upper lobes. Dense, dark deep green leaves amply produced canopy this well-branching superstructure. (Hachmann 1998) 12"- 15"

Tropical Gem (Mindy's Love [{Lem's Cameo x R. repens} x {Lems's Cameo x Brandt's Tropicana}])

Sun/Pt. Shade	Medium 4'	Early May	Cream/Coral/Pink	0°F.
---------------	-----------	-----------	------------------	------

An upright, well-branching plant amply clothed with semi-glossy deep forest green leaves. The large globe-shaped bloom is dramatically highlighted by wide starlike bands of glowing coral-pink that radiate from margins to the throat. The remaining flower color is a pale creamy yellow with discrete red freckling within. The outer flower color also has remarkable overtones. This unique flower color is very impressive. (Barlup) (Fall 2016) 8"- 10"

***Trude Webster (Countess of Derby x Countess of Derby) (Tetraploid)**

Sun or Part Shade	Medium 5'	Early May	Pink	-10°F.
-------------------	-----------	-----------	------	--------

A plant of great vigor with strong and stately growth well clothed with broadly elliptical smooth-textured matte green leaves bearing large beautifully poised, tall dome-shaped clear pink trusses of good substance. (Greer 1961) 8"- 10" thru 18"- 21"

True Blue (R. yakushmanum x R. campanulatum) x Black Eye

Sun or Part Shade	Medium 4'	Mid-May	Purple	0°F.
-------------------	-----------	---------	--------	------

A bounty of vivid purple buds open to light purple 6" rounded blooms with 5 wavy-edged lobes and a dark purple throat/freckling within. Glossy deep forest green leaves beautifully circumvent this well-banching, rounded plant . A very floriferous and consistent budding plant. (Bones, Smith 2002) 8"- 10"

Twilight Sun [(Nancy Evans x (Whopper x Brandt's Tropicana))] x Whitney Pumpkin

Sun or Part Shade	Medium 4'	Late April	Yellow	0°F.
-------------------	-----------	------------	--------	------

A bounty of strong red buds open to present light orange-yellow, wavy-edged rounded 5" blooms tinged with medium coral tones on three dorsal lobes. The outside flower color is a dusty coral-pink with deep pink stripes that radiate from the throat to the flower margins. The bloom is additionally ornamented with deep red nectaries in the throat along with a 1 1/4" orange-yellow calyx, edged with dusty coral pink. The semi-glossy olive green leaves are held for 2 years circumventing a well-branching shrub that grows 3' tall and 4' wide. (Barlup 2006) 10"- 12"

Unforgettable (Anna x Nestucca)

Sun or Part Shade	Low 3'	Mid-May	Pink	0°F.
-------------------	--------	---------	------	------

This award winning plant grows much wider than tall, circumvented with glossy dark green leaves above coupled with tan indumentum below. Persistent multi-branching red stems feature red bracts plus copy-colored juvenile foliage that ages to a pale tan. This dense, rounded plant shows off a multitude of cherry-red buds that open to a blush pink colored throat transitioning to purplish-pink margins. Large 8" blooms are highlighted by a moderate red flare/freckling in the throat. (Furman 2009) 12"- 15", 15"- 18"

Unique (R. campylocarpum x)

Some Shade	Low 4'	Late April	Pale Yellow	0°F.
------------	--------	------------	-------------	------

A plant with a rounded silhouette and a good proportions, amply furnished with smooth-textured dark green leaves, from which emerge pink buds opening to feature creamy-yellow ball-shaped blooms. (W.C. Slocock) 12"- 15", 15"- 18"

Van Nes Sensation (Sir Charles Butler x Haloceanum)

Some Shade	Medium 5'	Early May	Fragrant Lilac	-5°F.
------------	-----------	-----------	----------------	-------

A plant of moderate stature, well-branching, compact and amply foliaged with elegant leaves of rich green, enhanced by attractive fragrant pale lilac-pink trusses of conical outline, generously presented and handsomely displayed. (C. B. van Nes & Sons) 10"- 12"

***Variegated Unique**

Sun or Part Shade	Low 3'	Late April	Blush Pink	0°F.
-------------------	--------	------------	------------	------

The most notable feature of this upright and well-branching plant is its unusual foliage. The creamy-white variegation occurs randomly on wavy-edges and, at times additional serration appears with pale marbling. The variegation continues to hold as the plant ages. The ball-shaped blooms are a blush pink with golden-yellow freckling within. (Imrie 2009) 10"- 12" \$30.00

Vernus (Cunningham's White x red R. catawbiense hybrid)

Sun & Heat	Medium 5'	Mid-May	Pink	-25°F.
------------	-----------	---------	------	--------

Even though *Cheer* has the same parentage, *Vernus* grows a plant with a better disposition, very well mannered and sturdy. Both are prolific blooming plants parading a multitude of buds that unfurl to rounded luminous pink blooms shaded darker within and enhanced with maroon freckling on the upper lobes. (Shammarello, Leach 1957) 12"- 15"

***Vibrant Violet (R. impeditum x R. augustinii 'Tower Court')**

Sun or Part Shade	Semi-Dwarf 3'	Late April	Violet	0°F.
-------------------	---------------	------------	--------	------

This densely foliaged, broadly branching, rounded plant presents a lively and vivid spectacle of vibrant violet blooms produced in great abundance covering the small pointed dark green leaves. This plant is a beautiful landscape specimen. (Fujioka 1986) 8"- 10" thru 12"- 15"

***Viennese Waltz (Lem's Cameo x Pink Petticoats)**

Sun or Part Shade	Medium 5'	Mid-May	Rosy Pink	0°F.
-------------------	-----------	---------	-----------	------

Beautiful red buds unfurl to large globular fragrant flowers with rose picotee margins, fading within and eclipsed with showy orange-brown freckling. These majestic blooms cover generously clothed forest green leaves, that framework this upright, broadly branching plant. (Lofthouse 1984) (Fall 2016) 8"- 10"

Vincent van Gogh (Unknown)

Sun/Pt. Shade	Medium 5'	Mid-May	White Red-Edge	-5°F.
---------------	-----------	---------	----------------	-------

This distinctive variety always attracts attention as it displays ball-shaped flowers of white with the red picotee edging on a spreading and somewhat open growing plant bearing matte deep sage-green leaves. It blooms as a 4-6 year-old and consistently thereafter. (M. Koster & Sons 1939) 10"- 12", 12"- 15"

Violet Ice (Yaku Sunrise x [C.I.S. x Jingle Bells] x Blue Rhapsody)

Sun or Part Shade	Low 4'	Mid-May	Violet	0°F.
-------------------	--------	---------	--------	------

Vivid magenta buds open to ball-shaped (5" x 5") blooms with 6 wavy-edged lobes of magenta enhanced by a strong red dorsal flare and deep red freckling within. The outside flower color is highlighted by bright violet, edged with lavender-blue. Broad, elliptic, matte deep green leaves are held for 2 years above this dense, rounded shrub. (Kesterson, Nelson 2003) (Fall 2016) 8"- 10"

Violet Mist R. yakushmanum x (Frank Galsworthy x Purple Splendour)

Sun or Part Shade	Low 3'	Mid-May	Violet	0°F.
-------------------	--------	---------	--------	------

A well-branching superstructure that grows wider than tall, and is nicely enhanced with moderate olive green leaves held for 2 years. Deep violet-blue buds open to a pale white throat that gradually transitions in color to strong purple flower margins with random streaks. Prominent freckling of moderate red is presented on the upper flower lobes that radiate upward from the base. (Barlup 2006) (Fall 2016) 10"- 12"

Violett's Song (Mrs. Davies Evans x Purple Splendour)

Sun or Part Shade	Low 3'	Mid-May	Magenta	0°F.
-------------------	--------	---------	---------	------

Ball-shaped blooms of vivid purple fade to a lighter colored throat with a large white dorsal flare and bright green freckling within. The small calyx is best described as a bright yellow-green. This well-branching, mounding plant is blanketed with deep olive green narrowly elliptic leaves held for 2 years. (Watson 1998) 10"- 12"

Volunteer (Unknown)

Sun or Part Shade	Low 3'	Early May	Pink	0°F.
-------------------	--------	-----------	------	------

A beautiful perimeter of deep olive green leaves handsomely circumvent this well-branching superstructure. Above this framework is a bounty of buds that open to a pageant of rounded blooms with 7 frilly-edged lobes of pale dusty pink flower margins that transcend to bright darker dusty pink the the throat along with vivid red freckling. (Ward 2000) 15"- 18"

Voluptuous (Scintillation x Mary Belle) (Diploid)

Sun	Medium 5'	Mid-May	Red	-5°F.
-----	-----------	---------	-----	-------

Large, globe-shaped, slightly scented blooms are ornamented with a 4" wide margin of purplish-red that transitions to a yellow star-shaped center with a contrasting red throat and dark red freckling on the dorsal lobes. The superstructure of this plant mimics that of both parents, sturdy stems and a well-branching, upright format, covered by glossy deep forest green leaves held for 3 years. (Brack 1989) 8"- 10" thru 12"- 15"

Vulcan (Mars x griersonianum)

Pt. Sun/Pt. Shade	Medium 5'	Mid-May	Red	-10°F.
-------------------	-----------	---------	-----	--------

Vivid red flowers are openly funnel-shaped with wavy edges, that are unmarked; held in dome-shaped trusses of about 10 flowers. Foliage is dark green. Mounding habit. Afternoon filtered light is preferred. (J. Waterer, 1938) 10 - 12" 12"- 24"

***Vulcan's Flame (R. griersonianum x Mars) (Diploid)**

Sun or Part Shade	Medium 5'	Late May	Red	-5°F.
-------------------	-----------	----------	-----	-------

A plant of good proportions, strong and well built, furnished with ample dark green leaves bearing ball-shaped brilliant red blooms produced in great abundance. Blooms consistently year after year. (Lancaster 1958) 8"- 10" thru 15"- 18"

Vulcan's Sun (Mars x griersonianum)

Sun/Pt Shade	Tall 5'	May	Red	-10°F.
--------------	---------	-----	-----	--------

For the most part it is very similar to 'Vulcan'. The exceptions are the leaves on this plant are larger, flatter, and thicker, making it a more sun tolerant plant. It is also a more vigorous grower. The flowers are still a gorgeous red. 10" -12"

Walter Schmalscheidt (R. wardii x astrocalyx) x Linsweger Gold

Sun	Low 3'	Late April	Yellow	0°F.
-----	--------	------------	--------	------

Lustrous deep woodland green leaves are beautifully presented and amply produced on a well-branching rounded plant. Blooms of glorious sunny yellow, somewhat flat-topped and exhibiting great substance, grace this German hybrid, (Schmalscheidt 1977) (Fall 2016) 10"- 12"

***Wanna Bee (R. yakushmanum x R. smirnowii)**

Sun or Part Shade	Low 3'	Early May	White-Pink	-10°F.
-------------------	--------	-----------	------------	--------

Dark woodland green leaves above, with bronzy indumentum below, all impressively shelter this well-branching rounded superstructure. Ample soft fuchsia-pink buds open to blush-pink to white rounded blooms, beautifully presented. (Berg 1981) (Fall 2016) 8"- 10", 12"- 15"

War Dance (Mars x Pygmalion)

Sun or Part Shade	Low 3'	Mid-May	Red	-10°F.
-------------------	--------	---------	-----	--------

A widely spreading, plant with dark green leaves, abundantly produced, and additionally ornamented with vivid currant-red bouquet-like blooms set off by a black flare and freckling within. This plant is an excellent foundation shrub. (Brown 1979) 10"- 12"

***Wee Bee (R. campylogynum 'Patricia' x R. keiskei 'Yaku Fairy')**

Sun or Part Shade	Dwarf 1'	Mid-April	Pink Red	-5°F.
-------------------	----------	-----------	----------	-------

A choice and praiseworthy plant, clothed in attractive green scaly leaves, abundantly produced, over which small trusses of brilliant pink-red flowers with red freckling are prolifically generated. Fall foliage changes to bronzy-red tones. (W. Berg 1988) 6"- 8" thru 12"- 15"

***Whisperingrose** (R. williamsianum x Elizabeth)

Sun or Part Shade Low 3' Early April Rose 0°F.
A mounding superstructure, shrouded with dense small deep green leaves overlaid with a bounty of rosy-colored bell-shaped flowers, are impressively displayed and presented with great freedom. The showy juvenile new growth of bronzy-red additionally ornaments this plant for year round excellence. (Greer 1982) 12"- 15"

White Fire (Mrs. Furnivall x Coronation Day) x White Cinamon

Sun or Part Shade Low 3' Mid-May White/Red Eye 0°F.
Semi-glossy dark olive green leaves are abundantly produced, blanketing a periphery of well-branched stems creating a rounded silhouette. Fuchsia pink buds open to present yellowish-white ball-shaped blooms highlighted with a stunning deep purple-red flare/freckling on 2 dorsal lobes. (Barlup 2005) 8"- 10"

White Ginger (Phyllis Korn x Trude Webster)

Sun/Pt. shade Tall 6' Mid-May White 0°F.
Flowers are a beautiful white with frilled edges and red freckling in the upper lobes. (Barlup, 1993) 8"- 10"

White Opal (Peach Charm x Pirouette)

Sun or Part Shade Low 3' Late May White 0°F.
This broadly branching plant grows 3' tall by 4' wide. Semi-glossy, elliptic shaped dark olive-green leaves are held for 2 years and nicely circumvent this mounding plant. Above this hoard of leaves are a multitude of buds that open to an illuminous magenta color fading to yellowish-white. These ball-shaped blooms are highlighted by small peachy-apricot flares in each flowers throat. (Barlup 2006) 12"- 15"

White Pippin (R. williamsianum x Olympic Lady)

Sun or Part Shade Semi-Dwarf 2' Late April White -5°F.
(Formerly called White Moonstone.) This hybrid bears a profusion of white bells poised in loose clusters above remarkably shiny and generously produced, woodland green leaves, silhouetting a well-proportioned plant with excellent carriage. (Larson 1983) (Fall 2016) 10"- 12"

White Velvet - See Species - R. yakushmanum

***Whitney Appleblossom** (Unknown)

Some Shade Medium 4' Early May Pink/Gold +5°F.
Many visitors to the garden will ask about this plant, for the bloom looks like a large appleblossom. It is a ball-shaped medium pink bloom with gold and red freckling in the upper lobes. The growth habit is rounded with moderate branching, canopied with deep green leaves retained by the plant for 1-2 years. (Whitney, Sather) 6"- 8"

***Whitney Discolor Cross**

Sun/Part Shade Medium 4' Mid-May Fragrant White -5°F.
Fortunately, much of the Whitney collection remained together, and as a result through the years we have been able to evaluate what remained. This mature 12' specimen has always been a favorite, as an avalanche of fragrant snowy white ball-shaped blooms are elegantly presented above smooth-textured deep pea green leaves. This well clothed superstructure has an upright and spreading carriage. 10"- 12"

Whitney's Georgeanne (Unknown)

Sun/Pt. Shade Low 3' Late May Salmon 0°F.
Displays delicate coral-red flowers with a cream center. Low growing, broad-leaf. Compact, upright growth habit. (Whitney, 1973) 8"- 10"

Whitney's Joyride (Unknown) Registered as 'Joyride'

Sun or Part Shade Low 3' Early May Scented Pink -5°F.
Another favorite plant at the garden produces a prodigious array of scented pink blooms with orange-red freckling within, which totally blankets this upright, mounding plant. This is an impressive performer with nice floral quality. (Whitney, Sather 1976) 8"- 10"

***Whitney's Jubilee** (Unknown) (Whitney's #8305)

Sun or Part Shade Medium 4' Mid-May Cream Peach 0°F.
Undoubtedly, one of the most popular plants at the garden, displaying distinctive deep green glossy leaves that beautifully blanket this rounded

well-proportioned plant. Lovely luminous flowers with peach-pink margins enlivened with cream-colored centers all of heavy substance, adorn this charming and attractive plant. (Whitney, Sather) 10"- 12", 12"-15"

Whitney Late Late Purple (Unknown)

Sun Medium 5' Mid-June Purple/Dark Eye -5°F.
This very mature specimen is a classic example of what we assume to be a named variety, but the actual name has long since disappeared. A torrent of deep purple buds open to magenta-purple ball-shaped blooms with a dark flare/freckling within. This color totally shrouds this periphery of dark green leaves supported by sturdy well-branching stems forming this upright and spreading silhouette. (Unknown) 10"- 12"

Whitney Late Orange (Unknown)

Some Shade Medium 4' Mid-May Salmon Pink 0°F.
This upright well-branching plant supports a generous production of matte fern green leaves. Abundant blooms with a conical outline of salmon-orange, nicely framework this plant for a late springtime show. (Whitney, Sather) 10"- 12"

***Whitney Orange** (R. dichroanthum var. Sunningdale form x Diane)

Sun or Part Shade Low 3' Early May Orange 0°F.
The blooms are ball-shaped trusses bordered in a salmon-pink color that blend into a salmon-orange with deeper orange freckling in the upper lobes. Each of the 14 flowers has a small 1" calyx. The foliage is moss green, retained for 2 years. The plant growth habit is low, broad and spreading, and may require some assistance to maintain a good shape. It blooms young and consistently, including the fall. (Whitney, Sather 1976) 8"- 10" thru 12"- 15"

Whitney's Peggy O'Neil (Unknown)

Some Shade Medium 4' Early May Pink 0°F.
There are two sister seedlings displayed side by side. Both have similar physical characteristics, except for bloom color and a few minor idiosyncrasies. This plant has medium-pink rounded blooms, classically poised, and displayed on an upright, well-furnished plant with elliptically rounded woodland green leaves. The other sister seedling is **Rosy O'Grady**. As the name suggests, the flower color is a delightful rosy-pink. Just for the record, our 1998 catalogue cover pictured both of these plants along with many mature rhododendron specimens. Both plants are available. (Fall 2016) 12"- 15"

***Whitney Pink Mound** (R. williamsianum cross)

Sun or Part Shade Low 3' Late April Pink 0°F.
Well-proportioned rounded forests green leaves, abundantly produced, are obscured by a bounty of graceful laxed pink blooms that beautifully silhouette this rounded plant. Bronze juvenile foliage adds another very special feature. We are hoping to name this plant **'Rose Turner'** after a very dear and wonderful rhododendron enthusiast from California, who recently passed away. (Sather) (Fall 2016) 10"- 12"

Whitney Pink Mound #2 (R. williamsianum cross x Unknown)

Sun or Part Shade Low 3' Early May Rose Pink 0°F.
Another extraordinary plant with a rounded silhouette, heavily foliaged with rounded jade green leaves of spring followed by glorious bronzed juvenile foliage of early summer. Compelling bell-shaped rosy-pink blooms are produced with remarkable freedom and completely cover this well-branching framework. (Sather) (Fall 2016) 8"- 10"

Whitney Tiger Lily (Unknown)

Some Shade Low 3' Early May Pink/split calyx +5°F.
This is one of the most unique and unusual flowers. The bloom is basically a medium pink fading to a pale pink, but the red freckling and the very large split calyx, give the appearance of a lily. The stems are somewhat hairy while the bud and leaf terminals have a rather bronzy-red color. The medium green foliage is retained for 2 years. The growth habit is upright, spreading, and well-branching. The plant buds as a 3-4 year old. (Whitney, Sather) (Fall 2016) 8"- 10"

Whitney White (R. williamsianum x)

Some Shade Low 3' Mid-April White 0°F.
A great profusion of angelic white bell-like flowers, are poised in loose clusters of splendid carriage, covering small rounded smooth-textured

woodland green leaves densely produced. The plant habit is rounded, compact and heavily branched. (Fall 2016) 8"- 10", 12"- 15"

Wild Ginger (Apricot Fantasy x Hill's Low Red)

Sun or Part Shade	Low 3'	Early May	Yellow Orange	0°F.
-------------------	--------	-----------	---------------	------

Bright coral buds open to show off 6 wavy-edged lobes of light yellow that blend to a pale orange-yellow throat. Flower lobe centers are hued with darker to light yellow with deep coral-pink streaks on midribs. Nectar pouches hold a strong red color extending outward. A large 1½" calyx has a strong red color at the base changing to a pale orange-yellow followed by pale yellow edging. Dark olive green elliptic leaves are held for 2 years and blanket a well-branching framework. (Barlup 2005) 8"- 10"

***Windsong** (Nancy Evans x [Mrs. Betty Robertson x Fred Rose])

Sun or Part Shade	Low 3'	Early May	Green Yellow	0°F.
-------------------	--------	-----------	--------------	------

Bright green-yellow buds open to the same colored ball-shaped wavy-edged blooms, all highlighted by a very deep wine-red color in the throat and a small variable length ¾" to 1¼" iridescent green-yellow calyx with deep wine-red at its base. This very well-branching superstructure holds its leaves for 2 years. (Barlup 1996) 8"- 10"

Wine and Roses ('Rosevallon' hybrid)

Part shade	Medium 4'	Early April	Red	0°F.
------------	-----------	-------------	-----	------

The unique feature of this new hybrid is the undersides of the leaves are deep red-purple. Blooms are grown in masses of bright pink. (Ken Cox of Glendoick Gardens, Scotland.) 6" - 8" 8" - 10"

Wine Fuchsia (Mars x Princess Elizabeth)

Sun or Part Shade	Medium 4'	Early May	Wine-Fuchsia	0°F.
-------------------	-----------	-----------	--------------	------

This plant is a sister seedling to 'Purple Fuchsia'. A profusion of showy ball-shaped blooms with a pronounced dark eye are produced above an olive green leafy framework that circumvents this upright, moderately branching periphery. (Stephens) 10"- 12"

Winter Spice (Hachmann's Charmant x Dreamland)

Sun or Part Shade	Low 3'	Late May	Pale Pink	0°F.
-------------------	--------	----------	-----------	------

Bright magenta buds open to parade a host of 5" conically-shaped pale dusty pink blooms highlighted by a larger deep coral-red flare/freckling on the dorsal lobes. Broad elliptically-shaped woodland green leaves are held for 2 years on a well-branching superstructure that grows wider than tall. (Barlup 2006) 10"- 12"

Wren (R. ludlowii x R. keiskei 'Yaku Fairy')

Sun or Part Shade	Dwarf 1'	Late April	Yellow	0°F.
-------------------	----------	------------	--------	------

Very finely textured deep green leaves, handsomely silhouette this mounding, dense plant that grows twice as wide as tall. Delicate yellow bell-shaped flowers are daintily poised in loose clusters above this well-manicured framework. (Cox 1983) 8"- 10"

Yaku Angel - See Species - R. yakushmanum

Yaku Prince (King Tut x R. yakushmanum 'Koichiro Wada')

Sun	Low 3'	Mid-May	Purple Pink	-10°F.
-----	--------	---------	-------------	--------

A well-proportioned, compact plant with elliptic, matte, dark olive green leaves held for 3 years with woolly bronze indumentum. The medium-sized dome-shaped bright purple-pink blooms have a pale magenta eye along with dark brick red freckling. (Shammerello 1977) 10"- 12"

***Yaku Sunrise** (Vulcans Flame x R. yakushmanum 'Koichiro Wada')

Sun	Low 3'	Early May	Pink	-5°F.
-----	--------	-----------	------	-------

There are 2 entirely different plants being grown under the same name one from Washington and the other from Oregon. The Oregon plant has dark green slightly recurved leaves with woolly tan-colored indumentum, which also covers the buds and stems. The ball-shaped pink flowers have deep rose-colored margins. The dense, heavily foliated and well-branching plant, buds young and consistently. The Washington plant has a broader leaf with light beige indumentum, plus a larger, long-lasting rounded peach bloom. (Lancaster, 1965) 8"- 10", 12"- 15"

Other R. yakushmanum Crosses

***R. yakushmanum x R. proteoides**

Sun or Part Shade	Dwarf 1'	Early May	White	-10°F.
-------------------	----------	-----------	-------	--------

Small compact white dome trusses appear 4-8 years down the road, but well worth the wait. This treasure produces lustrous small green leaves above, and thick cinnamon indumentum below, handsomely presented and abundantly produced on a rounded plant. (Berg) 2"- 4" \$15.00

R. yakushmanum x R. recurvoides

Part Shade	Low 3'	Early May	White	-10°F.
------------	--------	-----------	-------	--------

A plant bearing a rounded silhouette, amply clothed with elegant deep sage green leaves, narrow and pointed, underscored with a thick covering of terracotta colored indumentum, and ornamented with heavily textured silvery-gray juvenile foliage. Blushed pink to white ball-shaped blooms are enhanced with some red freckling within. (Unknown) 10"- 12"

R. yakushmanum x R. roxieanum var. oreonastes

Sun or Part Shade	Low 2'	Early May	Pink-White	-5°F.
-------------------	--------	-----------	------------	-------

Pointed deep green leaves above incorporate pale green leaves from beneath that culminate with a slight misty white coating of indumentum that also covers the stems. Plants set bud as a 3-4 year-old and exhibit rounded pink fading to white blooms. This well-branching compact plant as a beautiful periphery of lush dusty white juvenile foliage after the bloom. (Sather) 8"- 10"

Notes

Early Blooming Rhododendron Schedule

White	Red/Rose	Blue/Lavender	Pink	Yellow/Orange
<div> <div></div> <div>Bric-a-Brac</div> </div> <div> <div></div> <div>R. dauricum alba</div> </div> <div> <div></div> <div>R. leucaspis</div> </div>	<div> <div></div> <div>Choremia</div> </div>	<div> <div></div> <div>Olive</div> </div> <div> <div></div> <div>R. dauricum</div> </div> <div> <div></div> <div>R. mucronulatum</div> </div> <div> <div></div> <div>Praecox</div> </div>	<div> <div></div> <div>Nobelanum Venustum</div> </div> <div> <div></div> <div>R. moupinense</div> </div> <div> <div></div> <div>Christmas Cheer</div> </div> <div> <div></div> <div>R. oreodoxa</div> </div> <div> <div></div> <div>R. mucronulatum Cornell Pink</div> </div> <div> <div></div> <div>Seta</div> </div> <div> <div></div> <div>R. ciliatum</div> </div> <div> <div></div> <div>Cilpenense</div> </div> <div> <div></div> <div>R. pemakoense</div> </div>	
	<div> <div></div> <div>Cornubia</div> </div> <div> <div></div> <div>R. barbatum</div> </div> <div> <div></div> <div>R. strigillosum</div> </div> <div> <div></div> <div>R. arboreum</div> </div> <div> <div></div> <div>Lee's Scarlet</div> </div> <div> <div></div> <div>Peter Faulk</div> </div> <div> <div></div> <div>Crossroads</div> </div> <div> <div></div> <div>Red January</div> </div> <div> <div></div> <div>R. neriflorum Roseavallon</div> </div> <div> <div></div> <div>R. mallotum</div> </div> <div> <div></div> <div>Bibiani</div> </div> <div> <div></div> <div>Dame Nellie Melba</div> </div> <div> <div></div> <div>Rubicon</div> </div> <div> <div></div> <div>Unknown Warrior</div> </div> <div> <div></div> <div>Noyo Brave</div> </div> <div> <div></div> <div>Ellie Green</div> </div> <div> <div></div> <div>Whid Bee</div> </div> <div> <div></div> <div>Olga Mezitt</div> </div>	<div> <div></div> <div>R. desquamatum</div> </div> <div> <div></div> <div>R. tapetiforme</div> </div> <div> <div></div> <div>Karin Seleger</div> </div> <div> <div></div> <div>R. camtschaticum</div> </div> <div> <div></div> <div>P.J.M.</div> </div> <div> <div></div> <div>P.J.M. varieties</div> </div> <div> <div></div> <div>R. hippophaeoides</div> </div> <div> <div></div> <div>Blue Baron</div> </div> <div> <div></div> <div>Barto Alpine</div> </div> <div> <div></div> <div>R. niveum</div> </div> <div> <div></div> <div>Ramapo</div> </div> <div> <div></div> <div>Purple Gem</div> </div> <div> <div></div> <div>Song Bird</div> </div> <div> <div></div> <div>Oceanlake</div> </div> <div> <div></div> <div>R. augustinii</div> </div> <div> <div></div> <div>Crater Lake</div> </div> <div> <div></div> <div>Blue Bird</div> </div> <div> <div></div> <div>Blaney's Blue</div> </div>	<div> <div></div> <div>R. irroratum Polka Dot</div> </div> <div> <div></div> <div>R. irrotatum Spatter Paint</div> </div> <div> <div></div> <div>R. calophytum</div> </div> <div> <div></div> <div>R. sutchuenense</div> </div> <div> <div></div> <div>R. racemosum Rock Rose</div> </div> <div> <div></div> <div>Bubblegum</div> </div> <div> <div></div> <div>R. davidsonianum Ruth Lyons</div> </div> <div> <div></div> <div>Olga Mezitt</div> </div> <div> <div></div> <div>Conemaugh</div> </div> <div> <div></div> <div>Aglo</div> </div> <div> <div></div> <div>R. piercei</div> </div> <div> <div></div> <div>Rosamundi</div> </div> <div> <div></div> <div>Sausalito</div> </div> <div> <div></div> <div>R. spicerefrum</div> </div> <div> <div></div> <div>R. fargesii</div> </div> <div> <div></div> <div>R. degonianum</div> </div> <div> <div></div> <div>R. piercei</div> </div> <div> <div></div> <div>R. elegantum</div> </div> <div> <div></div> <div>R. pseudochrysanthum</div> </div> <div> <div></div> <div>R. tsariense</div> </div> <div> <div></div> <div>Isola Bella</div> </div> <div> <div></div> <div>Spring Glory</div> </div>	<div> <div></div> <div>R. lutescens</div> </div> <div> <div></div> <div>R. keiskei</div> </div> <div> <div></div> <div>R. megeratum</div> </div> <div> <div></div> <div>Mary Fleming</div> </div> <div> <div></div> <div>Patty Bee</div> </div> <div> <div></div> <div>R. macbeanum</div> </div> <div> <div></div> <div>Shamrock</div> </div> <div> <div></div> <div>R. hauceanum</div> </div> <div> <div></div> <div>Princess Ann</div> </div> <div> <div></div> <div>Anna Votjec</div> </div> <div> <div></div> <div>R. fletcheranum</div> </div> <div> <div></div> <div>Peter Bee</div> </div> <div> <div></div> <div>Amber Lantern</div> </div> <div> <div></div> <div>Curlw</div> </div> <div> <div></div> <div>Yellow Dane</div> </div>
	<div> <div></div> <div>Elvira</div> </div> <div> <div></div> <div>David</div> </div> <div> <div></div> <div>Taurus</div> </div> <div> <div></div> <div>Grace Seabrook</div> </div> <div> <div></div> <div>Helen Deehr</div> </div> <div> <div></div> <div>Elizabeth</div> </div>	<div> <div></div> <div>Senora Meldon</div> </div> <div> <div></div> <div>Vibrant Violet</div> </div> <div> <div></div> <div>Blue Tit</div> </div>	<div> <div></div> <div>Cheer</div> </div> <div> <div></div> <div>Ginny Gee</div> </div> <div> <div></div> <div>Wee Bee</div> </div> <div> <div></div> <div>Too Bee</div> </div> <div> <div></div> <div>R. williamsianum</div> </div> <div> <div></div> <div>Rose Turner</div> </div> <div> <div></div> <div>Whitney Pink Mound</div> </div>	<div> <div></div> <div>Wren</div> </div> <div> <div></div> <div>Moonstone</div> </div>

Late Blooming Rhododendron Schedule

Late Blooming Rhododendron Schedule						
White	Red/Rose	Blue/Lavender	Pink	Yellow/Orange		
May	Janet Blair	Black Magic	Anna Kruschke	Scintillation		Fabia
	R. yakushmanum	Tony	R. keleticum	Anna Rose Whitney		Medusa
	Lady de Rothschild	Besse Howells	Fastuosum Plenum	Mrs. Furnival		Mayday
	County of York	America	Purple Lace	Roseum Elegans		R. luteum
	Sappho	Trilby	Purple Splendour	R. macrophyllum		Golden Gate
	Sappho Sport	Cynthia	A. Bedford	English Roseum		Thor
	R. occidentale	Nova Zembla	Frank Galsworthy	Maryke		Autumn Gold
	Chionoides	Britannia	R. ponticum	Graf Zeppelin		Evening Glow
	Madame Masson	Vulcan Flame	Blue Jay	R. griffithianum		Lemon Dream
	Boule de Neige	Henrietta Sargent	Old Port	Pilgrim		Edward Dunn
	Gomer Waterer	Leo	Catawbiense Boursault	Satsop Sunrise		Fred Hamilton
	Snow Queen	Trocadero	Catawbiense Grandiflorum	R. maximum		Late Whitney Orange
June	Mrs. T. Lowinsky	Henry's Red	Purpureum Elegans	Pleasant Dream		Old Copper
	Album Novum	Kilimanjaro	Starburst	Betty Arrington		Summer Peach
	Catawbiense Album	Marchioness of Lansdowne	Daphnoides	Kalmias		Karlee
	Bonito	Good News	Juan de Fuca	R. nakaharae		King of Shrubs
	Albatross	Jutland	Lee's Dark Purple	R. hirsutum		Goldsworth Orange
	R. discolor	Romany Chal	Mahmoud	Parsons Gloriosum		Polynesian Sunset
	Polar Bear	Impi	Royal Purple	Azor		R. lepidostylum
	Lodauric	Junifeurer	Ted's Orchid Sunset	Aladdin		R. prunifolium
	R. thayeranum	Summer Glow	Moser's Maroon			R. bakeri
	R. viscosum	Independence Day	Odoratum			
	Angelo	Midsummer	Fragrans			
	Blanc Mange					
July	R. diaprepes					
	R. auriculatum					

Camellias

The genus *Camellia* originally found in China, Japan and Southeast Asia, is grown throughout the world where conditions and climate allow (-5°F to 100°F).

These evergreen shrubs do need some shade and protection from drying winds, so plant them on the north or east side of a structure or under a tall deep-rooted shade trees or under lath. They also need well-drained soil and acid type fertilizer (same as the rhododendron). Prune right after flowering. Camellias can be grown very successfully in containers, espaliered against a wall or as trained topiary.

c. Japonica

April Dawn - hardy plant (-5°F.) shades of rose, pink, & white, color these variegated, formal double flowers. (April) 15"- 24" \$30.00

April Kiss - extra cold hardy plant (-5°F.) this compact, moderate growing shrub is covered with small to medium sized red-pink, formal double flowers. (March/April) 15"- 24" \$30.00

April Remembered - cold hardy plant (-5°F.) semi-double, cream-colored with pink outer edges. (April) 15"- 24" \$30.00

April Tryst - unusually good winter hardiness. Fragrant, red, anemone-form flowers. Grows over time to 5-8' tall and to 4' wide with elliptic to obovate, serrate, glossy dark green leaves. (April) 21" - 24" \$40.00

Bob Hope - magnificent deep red semi-double blooms accented by irregular petals and sunny golden stamens within, silhouetting a dense and upright plant. (March/April) 21"- 24" \$40.00

Buttermint - beautiful pale, buttery yellow, semi-double, slightly fragrant flowers above deep green foliage. (March) 15"- 24" \$25.00

Coral Delight - semi-double flowers of beautiful coral-pink. (March/April) 12"- 15" \$25.00

Eleanor McCown - snow white semi-double to anemone form flowers randomly streaked with red/pink markings. (March/April) 21"- 24" \$45.00

Elegans Splendor - anemone form flowers of light pink edged in white. (March/April) 15"- 24" \$25.00

Finlandia Variegated - semi-double white flowers, lightly edged with crimson, have swirled and fluted petals with yellow stamens. (April) 21"- 24" \$45.00

Grand Prix - Vigorous upright medium-sized shrub with bright red, semi-double flowers. (March) 21" - 24" \$40.00

In The Pink - Vigorous with an upright to spreading habit and medium to tall height. Medium-sized, double, formal rose-pink blooms. (Early Spring, Spring, Late Winter). 21" - 24" \$40.00

In the Red - a formal double red of medium-size with wavy petals and dark veining on an upright growing plant with beautiful green foliage. (Early May) 21"- 24" \$45.00

Kumasaka - outstanding flower production, hardiness and greater sun tolerance. Beautiful rose to peony form bright rosy-pink blooms adorn this time-honored plant with deep forest green foliage. (April/May) 24"- 30" \$65.00

Marie Bracey - Compact with upright rounded to spreading habit. Large, semi-double, peony-form blooms of coral-rose. The flowers appear early in the season, late fall into winter. 21" - 24" \$40.00

Magnoliaeflora - medium to large semi-double pale pink flowers abundantly produced above dark forest green leaves. (March/April) 24"- 30" \$65.00

Nuccio's Gem - beautiful formal double white blooms of medium to large size with a unique spiral pattern in the petals. (April) 21"- 24" \$45.00, 24"- 30" \$65.00

Nuccio's Pearl - moderate sized double blooms of soft orchid-pink borders and white washed petals emerging from a smaller growing plant. (March/April) 12"- 15" \$25.00, 18"- 24" \$40.00, 24"- 30" \$65.00

Pink Icicle - new cold hardy plant (-5°F.) clear pink, peony to semi-double flowers. (Late April) 21"- 24" \$45.00

Rosehill Red - (-5°F.) dark green, glossy foliage is the backdrop for beautiful red semi-double anemone form flowers. (April) 15"- 24" \$30.00

Taylor's Perfection - a profusion of light pink, large, semi-double blooms above beautiful dark green foliage. (February/March) 12"- 15" \$25.00

Hybrid Camellias

c. sasanqua. Produces flowers in autumn and early winter. Many sasanquas are sun tolerant and to some degree also drought tolerant. In the Pacific Northwest, give protection from cold. Some fragrance.

E. G. Waterhouse - Winner of numerous awards for the form and color of its large formal-double porcelain-pink blooms. Relatively fast-growing with gray-barked branches. (Jan. -April / Nov., Dec.) 21" - 24" \$40.00

Freedom Bell - erect evergreen shrub with deep green foliage and semi-double, funnel-shaped, bright red flowers from late winter. 21" - 24" \$40.00

Kanjaro - yellow stamens poised on a well-furnished plant accent semi-double rosy-pink blooms with darker edging. 12"- 15" \$30.00

Setsugekka - commanding white semi-double with fluted petals, presented on an upright somewhat bushy plant with dark forest green leaves. 12"- 15" \$25.00

Tom Knudsen - formal to rose form and double to full peony form with dark red showy blooms highlighted by deep red veining. (March/April) 12"- 15" \$25.00

White Doves - sparkling white, semi-double blooms with glossy, dark green foliage on a more bushy, compact growing plant. 24"- 30" \$65.00

Winter's Joy - (-5°F.) glossy, dark green leaves are superimposed below semi-double bright pink flowers. 15"- 24" \$30.00

Winter's Snowman - Pink buds open to white, semi-double to anemone form flowers in winter. Wine red colored new leaves. Mid season bloomer. Evergreen. (Nov. - Dec.) 21" - 24" \$40.00

Yuletide - an attractive upright shrub with showy flame-red single blooms highlighted with bright yellow stamens. 12"- 15" \$30.00, 24"- 36" \$65.00

c. heimalis. This group blooms later (October through March) and longer with heavier textured flowers and greater sun tolerance.

Chansonette - large luminous pink, formal blooms with ruffled petals, featured on a cascading, spreading plant. 12"- 15" \$25.00

Shishi-Gashira - rosy-red, semi-double to double blooms, outline a low growing plant with arching branches that build up level upon level to form a dense overall plant with small lustrous leaves. Try this for a hedge. 12"- 15" \$30.00

Conifers

FIR - ABIES

Abies Pinaceae - Fir - There is a great deal of variability in this group of species. Some grow to be small dwarf shrubs 3' tall while others can grow to be 60'- 90' tall.

alba Green Spiral - (-20°F.) Upright growing with all branches weeping and twisting downward. A narrow growing conifer to 10' in ten years. 3'- 4' \$175.00

koreana Green Carpet - (-20°F.) Dense, rich green foliage covers this compact spreading fir which has a low, sleek habit. Resembles a flying saucer. Grows 6" per year. Sun or part shade. 1' - 2' \$40.00

koreana Korean Fir - (-20°F.) A slow growing (to 30' tall) with silver color beneath the green needles. Beautiful violet-purple to blue cone standing upright on the branches. Plant in full sun or part shade. Prefers cooler climates. 2'- 3' \$40.00

koreana Horstmann's Silberlocke - (-24°F.) Plant in full sun or light shade with some watering requirements. This upright, slow-growing, compact evergreen tree is beautifully mantled with shiny and short, rolled needles. This remarkable ornamenting feature includes deep green curved needles on top, interfaced with white beneath. This is an absolutely stunning contrast between these two elements. Grows 6' high in 20 years. 2'- 3' \$60.00

nordmanniana Golden Spreader - Striking golden yellow needles on a slow growing conifer with leaves that are slightly curved, which are yellow above and pale beneath. Winter color is the best. Grows 3'- 4' tall and wide. 12"- 15" \$40.00

squamata - Flaky - (-20°F.) Prefers full sun in well-drained soil. An upright conifer with dark blue-green needles and silvery undersides. The cones are erect velvety purple color. Brown exfoliating bark for nice winter interest. Grows 8' tall x 4' wide in 20 years. 2'- 3' \$65.00

CEDARS - CEDRUS

Cedrus - Cedar - Plant in full sun with well-drained soil and allow plenty of space to grow. These evergreen trees require moderate watering initially, however, once established they are drought tolerant. Hardiness varies by different varieties.

C. atlantica Glauca - Blue Atlas Cedar - (-15°F.) Very nice sculptured, angular stiff branches with beautiful blue-green 1" long needles presented on a moderate growing 60' tall-tree spreading to 25' wide. 7'- 8' \$100.00

C. atlantica Weeping Blue Atlas - This dramatic, weeping conifer will make a special addition to any landscape. Slow grower with with a sprawling horizontal habit, though often trained into an upright, serpentine form. Pendant branchlets display icy-blue needles on pendant branchlets which creates a beautiful, waterfall-like effect. Evergreen. Grows 6' to 150' at maturity. 4' \$80.00.

C. deodara - Deodar Cedar - (-10°F.) (California Christmas Tree) This fast growing 70' tall-tree spreads to 35' wide, gracefully superstructured with down swept branches that turn upward again. Attractive tufted needles shroud this pyramidal form. 2'- 3' \$30.00

C. deodara Divinity Blue - (-5°F.) An upright broadly pyramidal tree with very blue-green needle clusters, that grows to 30' high and 15' wide. 2'- 3' \$40.00

C. deodara Prostrate Beauty - (-10°F.) Deep steel blue needles on a plant growing very prostrate to 2' tall and 6' wide. 1' - 2' \$45.00

C. deodara Snow Sprite - (-5°F.) White juvenile growth matures to silvery green tones that superstructures a very dwarf, squatty shrub. Grows 2'- 3' in 10 years. Some shade may be helpful. 2'- 3' \$30.00

C. libani Green Prince - (-10°F.) A dwarf type Cedar of Lebanon. Leaves are rich deep green on a very small plant, growing about 1" a year. Branches grow horizontally. Grows 2' tall & 4' wide in 20 years. 2'- 3' \$60.00

CHAMAECYPARIS

C. lawsoniana Green Globe - (-10°F.) A slow growing, miniature shrub with rich green foliage. Rounded plant form growing just 10" tall and 12" wide. 8"- 10" \$25.00

C. lawsoniana Snow White - (-20°F.) Versatile little conifer with an upright, conical shape and soft grey-green leaves, with creamy-white tips giving the appearance of being dusted with snow. Slow grower, 3" a year and be 6' at maturity. 1' - 2' \$25.00

C. lawsoniana Treasure Island - (-10°F.) **Brilliant yellow foliage completely covers this very rare selection. Dwarf, compact habit to 18". 8"- 10" \$20.00**

C. lawsoniana Wissel's Saguro - (-10°F.) Very narrow, contorted dwarf growing plant with deep blue foliage. 4' in 10 years. 1'- 2' \$25.00, 2'- 3', \$45.00, 3'- 4' \$90.00

C. obtusa Blue Feathers - (-30°F.) A dense, compact evergreen with feathery, juvenile foliage. Branches twist upward to expose the powder-blue underside of each branch. 1'-2' \$22.50

C. obtusa Butterball - (-20°F.) A miniature round conifer which forms a cute little ball growing very slowly to 10" tall and 12" wide. Tightly congested fans of foliage develop bright, lemony yellow tips that will be brighter in sunnier locations. 1'- 2' \$30.00

C. obtusa Fernspray Gold - (-20°F.) A golden fern-like Hinoki Cypress that forms a tree-like shrub with flat sprays of yellow foliage and white in the middle. Nice orange winter foliage. 1'- 2' \$25.00

C. obtusa Habari - (-10°F.) Very slow growing conifer to 15" tall, with short stubby branches. New growth has a chartreuse tinge. Grow in part shade. 1'- 2' \$50.00

C. obtusa Just Dandy - (-10°F.) Compact sprays of dense, finely textured foliage decorate the branches of this low, rounded, spreading plant. Grows wider than tall. 2' x 4' in 10 years. 6"- 12' \$25.00

C. obtusa Nana - (-7°F.) This very slow growing dense shrub displays twisted tiers of cup-shaped branchlets of dark green foliage that forms a stunning miniature bush, ideal for rock gardens. We have an impressive 50 year specimen in the garden, which is 6'- 7' tall and 6'- 7' wide. 6"- 8" \$25.00, 12"- 15" \$75.00

C. obtusa Rigid Dwarf - (-10°F.) This is a deep green form with tear-drop shaped tips that grows narrowly upright. Grows 3-6" a year, to 5' at maturity. Yellow flowers in Spring. 12"-15" \$37.50

C. obtusa Snowkist - (-20°F.) Touches of creamy white variegation appearing where the sun hits this otherwise green Hinoki. The scale-like leaves remain dark green through the winter. 6' x 4' at maturity, grows 3-6" per year. 18"-24" \$35.00

C. obtusa Sunny Swirl - (-10°F.) Narrow, upright habit with mahogany red bark contrasts with twisting threadlike foliage, which displays shades that vary from yellow to gold and even chartreuse toward the interior. Grow 3'- 4' tall as wide. 2'- 3' \$50.00

C. pisifera Aurea Sungold Golden Thread Branch Cypress - Best planted in part shade, however in the Pacific N. W., full sun is also an acceptable exposure. Must have good drainage, with moderate water. This graceful evergreen shrub presents thin thread-like foliage with drooping branchlets that has bright yellow foliage year round. This compact, dense mounding plant grows to 2' high and 3' wide in 10 years. (-7°F.) 1'- 2' \$20.00

C. pisifera Baby Blue - (-10°F.) Blue needles with white stomates that make it appear more blue. 6' in 10 years. 15"- 18" \$25.00

C. pisifera Curly Tops - (-35°F.) This dwarf conifer has a compact rounded structure that is beautifully canopied with blue contorted foliage. Grows 18" x 18" in 10 years. 1'- 2' \$25.00

C. pisifera Fairy Puff - (-10°F.) Fluffy white tipped light green foliage with a very soft texture that retains the near white variegation as it matures. Grows 1'- 2' in 10 years. 15"- 18" \$60.00

C. pisifera Golden Pin Cushion - (-30°F.) Golden outer foliage contrasts with green beneath forming an interesting dwarf flat oval-shape to 8" high and 24" in 15 years. 1'- 2' \$25.00

C. pisifera King's Gold - (-10°F.) One of the most golden accent shrubs available with delicate sprays of golden foliage that hold their color throughout the summer, remaining yellow into the winter. Texture is rather fine, with a gentle mounding, weeping appearance. 3-5' at maturity averaging 4-7" per year. 10"-12" \$15.00

C. thyoides Top Point - (-15°F.) A dwarf growing cone-shaped tree with bright green juvenile foliage and an interesting two-toned textured effect. Matures at 4' tall. 1'- 2' \$30.00

JAPANESE CEDAR

Cryptomeria japonica - Japanese Cryptomeria - Taxodiaceae - This beautiful conifer grows to be 10' tall and 4' wide in 10 years. Branches are somewhat pendulous with well-furnished soft green multi-faceted ½"- 1" needle-like foliage held above red-brown peeling stems/bark. Fall foliage is underscored with tones of red-brown-purple. Plant in full sun with moderate watering. (-5°F.)

Compressa - Slow growing dwarf conifer to about 1'- 2'. Reddish brown foliage in winter. 18"- 24" \$25.00

Cristata - This upright, somewhat open growing (25') tree exhibits dark green needles and stems that conjoin to form at random unusual growth proliferation known as Cockscombs. 2'- 3' \$50.00, 3'- 4' \$80.00

Golden Promise - A miniature with short, dense, light yellow foliage growing to 1' tall as wide. 18"- 24" \$45.00

Knaptonensis - A dwarf with leaves that are painted white. Very low, broadly pyramidal. Must have shade. Grows 8' tall and 5' wide in 20 years. 2'- 3' \$50.00

Mushroom - A very dense growing mushroom shaped plant that grows 4' x 4' in 20 years. Bright green foliage in spring changes to rich mahogany in winter. 2'- 3' \$60.00

Pygmaea - Tiny bright green foliage that turns reddish in the winter, growing into a 2' mound in 10 years. 1'- 2' \$25.00

Twinkle Toes - Tiny bright yellow foliage on a plant growing 3' tall as wide. Needs some shade. 2'- 3' \$70.00

Vilmoriniana - Leaves are a slightly purple in color on a tight congested globe that grows to 3' tall. 18"- 24" \$35.00

LEYLAND CYPRESS - CUPRESSOCYPARIS

C. leylandii - Leyland Cypress - (-10°F.) An upright, fast growing evergreen that makes a great hedge or windbreak. Gray-green foliage is paraded on slightly upward structured branches that profile a shrub that grows 20'- 25' tall and spreads 6'- 8' wide. Requires good drainage. Plant in full sun. 21"- 24" \$7.50, 24"- 30" \$20.00, 3'- 4' \$35.00

C. leylandii - Gold Rider - (-20°F.) A golden form with bright yellow new growth and green on the inside. Grows to 20'. 4'- 5' \$65.00

C. leylandii - Naylor's Blue - (-10°F.) Beautiful, loosely branched columnar plant with blue-green foliage. Matures at 60'. 4'- 5' \$65.00

JUNIPER - JUNIPERUS

J. communis Gold Cone - (-40°F.) Dense, tight bright yellow juvenile foliage forming an upright column to 8'. 1'- 2' \$30.00

J. horizontalis Mother Lode - (-40°F.) Bright golden yellow foliage holds throughout the summer. Winter brings a color change to rich burgundy-plum tones. Slow growing plant excellent for cascading over rockeries. Grows 6" per year. 6"- 8" \$25.00

J. scopulorum Moonglow - (-10°F.) Silver-blue foliage on an narrow, upright form. Grows 6-8" per year; 10-12' in 10 years. Valued as a screen, background or foundation plant. 10"-12" \$25.00

J. squamata Blue Star - (-25°F.) This very dwarf, compact shrub is frameworked with a dense carpet of steel-blue needles. It grows 1' tall and spreads 2' wide in 20 years. 6"-8" \$15.00, 8"- 10" \$25.00

LARCH - LARIX

Larix - decidua Pendula - Weeping European Larch - Needles of soft pale green (spring foliage), scattered all along the branchlets in delicate fringed tufts, plus new bright red-purple cones. This deciduous weeping conifer has branches that arch out and hang almost straight down. In the fall, needles change to a bright yellow-orange before dropping. (-25°F.) The abundantly produced cones remain through the winter. Can be grown in most soils except dry areas and warm winter climates. 3'- 4' \$100.00

DAWN REDWOOD - METASEQUOIA

M. glyptostroboides Miss Grace - A new weeping form with fall foliage that turns to a light bronze. Plant grows 10'- 15' tall and 10'- 12' wide. Plant in full sun. 2'- 3' \$90.00

SPRUCE - PICEA

Picea abies 'Nidiformis' Birds Nest Spruce - In our garden, we have one of the largest specimens in the state of Washington, as it measures nearly 8' tall and almost 10' wide. This 80± year-old shrub is hardy to -25°F. and is somewhat wind resistant. Plant in full sun or light shade with light to moderate watering. They do not thrive in heat and humidity, but prefer cool, mild summers. They are not immune to spruce aphids in the winter and in the Rocky Mountains, spider mites and tussock moths in the summer. Birds are attracted to these cultivars for both seeds and for shelter. They do not require any particular soil properties or amendments. Slow growing to 3'± tall by 4'± wide in 20 years. 8"- 12" \$15.00, 12"- 15" \$35.00

P. abies 'Lanham's Beehive' - Long, thick needles. Prominent stems and buds are cinnamon colored on this boldly textured, compact plant. Grows 2' x 2' in 10 years. 6"- 12" \$30.00

P. abies 'Fat Cat' - A dense, rounded form with very short, stiff needles that give it the appearance of a rotund cat. Grows 6" a year. 6"- 12" \$25.00

P. abies 'Little Gem' - Most common dwarf Norway Spruce. Plant is a round ball of little green leaves that grow 1" a year. 1'- 2' \$15.00

P. abies 'Thumbelina' - Extremely dense, globose shaped plant with buds the size of the head of a pin. Grows 1' in 10 years. 1'- 2' \$50.00

P. glauca 'Conica' - Dwarf Alberta Spruce - A cone-shaped bushy, densely foliated plant that grows 4' tall by 18"- 24" wide in 20 years. 2'- 3' \$45.00

P. glauca 'Echiniformis' - Short, blue-green needles with a hint of gray cover this low, slow growing, compact conifer. Grows 2' in 10 year. 1'- 2' \$25.00

P. glauca 'Humpty Dumpty' - A very short, dense and plump conifer with dark green foliage, growing in a pyramid shape to 3' in 10 years. 1'- 2' \$30.00, 2'- 3' \$60.00

P. glauca 'Jean's Dilly' - This plant is smaller with shorter, thinner needles than 'Conica'. Dark green needles are arranged at the end of the shoots in a distinctive twist. Grows 2" per year in an upright, conical habit. 1'- 2' \$20.00, 2'- 3' \$55.00

P. orientalis 'Tom Thumb' - Striking golden fingers of tight foliage point out from the center of this attractive layered globe. Extremely slow growing, compact plant. Grows 2" per year. 6"- 12" \$35.00

P. pungens 'Fat Albert' - (-30°F.) A conical, compact plant with bright blue leaves. Grows to 10' in 20 years. 3'- 4' \$50.00

P. pungens 'Montgomery' - (-40°F.) Outstanding silver blue spruce growing slowly to 3' tall by 2' wide in 10 years. 18"- 24" \$55.00

P. pungens 'Slenderina' - (-30°F.) This blue spruce has a graceful upward, yet weeping habit with strong electric blue color. Grows 15' tall and 10' wide in 20 years. 3'- 4' \$100.00, 5'-6' \$150.00

PINE - PINUS

P. aristata 'Bristlecone' - A slow growing, shrub to 20' tall. Fine, short dark green needles with heavily marked pitch exudations, creating a silvery effect. 3'- 4' \$50.00

P. flexilis 'Extra Blue' - Outstanding blue color on its cluster of 5 long, slightly twisting or curving needles. Vigorous growing to 15' in 10 years. 2'- 3' \$85.00

P. leucodermis 'Mint Truffle' - Dense, finely textured, green needles cover this well-proportioned, compact plant growing 5' x 3' in 10 years. 1'- 2' \$35.00

P. leucodermis 'Smidtii' - A rare, highly desirable cultivar. An extremely small bush with tightly congested dark green needles. Grows less than 1" per year. 12"- 15" \$60.00

P. mugo 'Sherwood Compact' - This popular dwarf conifer is structured with a rounded canopy of short deep green needles that are densely paraded on this well-branching plant. This cultivar achieves a status of 3' x 3' in 20 years. 1'- 2' \$25.00

P. parviflora 'Adcock's Dwarf' - Small green needles with a slight twist on short stems. Grow as a flat globe or an upright bush. 2'- 3' \$60.00

P. strobus 'Blue Shag' - A handsome evergreen shrub displaying 3" green and blue needles on a broadly branching, mounding plant. Grows to 3'+ tall by 3'+ wide in 20 years. 12"- 18" \$50.00

P. strobus 'Angel Falls' - Thin, drooping, light colored needles on strong weeping branches. Grows 12' x 5' in 10 years. 3'- 4' \$80.00

P. strobus 'Minuta' - A densely branched, flattened globose form with soft green needles growing 2' tall as wide. 2'- 3' \$70.00

P. sylvestris Green Penguin - Dense, rich green cone of needles which produces curious "flowers" of juvenile foliage in the late summer each year. Typical annual growth is 3-5 inches, producing a 4-foot by 18 inch dwarf tree after ten years. Hardy to -30°F. 1'-2' \$50.00

P. thunbergiana 'Thunderhead' - A dense, upright growing shrub with dark green 3" leaves and very white buds. Prune candles for a more compact plant. Grows 6" a year. 2'- 3' \$45.00, 3'- 4' \$80.00

JAPANESE UMBRELLA PINE

Sciadopitys verticillata - Umbrella Pine - Joe Kozey - An unusually narrow upright conifer. Branches remain close to the trunk and can better withstand snowload. Attractive 3" long green needles with cones that resemble that of a sequoia. Grows 7' tall and 2' wide in 10 years. Prefers sun or part shade and well-drained soil. (-30°F.) 10"-12" \$50.00

GIANT REDWOOD

Sequoiadendron giganteum (Sequoia gigantea) - This pyramidal dense tree reaches 30' tall, spreading to 15' wide in 20 years. Plant this cultivar in full sun with well-drain soil and moderate water. The tree is hardy to -25°F. Thick periphery of deep red-brown fissured, coarse bark circumvents the trunk, from which prickly short gray-green leaves along with a bounty of oval-shaped cones cover well-branching horizontal branches.

Pendula - Weeping Sequoia - This beautifully sculptured form parades weeping branches that can easily be used as a Bonsai specimen in the garden. Size in 20 years could vary from 8' wide by 12' tall or 4' wide by 25' tall. 2'- 3' \$30.00

YEW - TAXUS

Taxus baccata Maureen - (-15°F.) Very slow growing yew forming a narrow column to 6'-8', with rich, dark green needles. 3'- 4' \$30.00

Taxus baccata Standishii - (-15°F.) This dwarf form has bright golden yellow needles on a perfect columnar plant. Grows very slowly to 15'. Full sun. 2'- 3' \$30.00

Taxus x media Densiformis - (-30°F.) This dense, globe shaped plant spreads widely with age. Brilliant green needles are 1" long. Matures at 20'. 1'- 2' \$30.00

EASTERN ARBORVITAE - THUJA

Thuja Arborvitae - These evergreen trees and shrubs form compact and dense symmetrical shrubs that can be used as hedges or foundation plantings. However in cooler regions of the country, plant in full sun with well-drained soil and moderate water. (-30°F.)

occidentalis - Emerald Green (Pyramidalis) - A nice upright cylinder-shaped dense evergreen shrub that grows to 8' tall, spreading to 2' wide in 20 years. 2'- 3' \$20.00, 3'- 4' \$40.00

occidentalis - Mr. Bowling Ball - This silvery-green dwarf looks like an oversized bowling ball, except for its fine, almost lacy texture. Grows 6' in 10 years. 6"- 12" \$20.00, 21"- 24" \$35.00

occidentalis - Yellow Ribbon - Showy dense golden-yellow foliage that holds throughout the year. Grows 8' tall and 2' wide. 3'- 4' \$40.00

plicata - Whipcord - The unusual foliage on this low, mounding plant consists of long, thick, glossy tendrils. Green foliage in the summer turns to bronze in the winter. 18"-24" \$30.00, 24"-28" \$45.00

HEMLOCK- TSUGA

Tsuga Canadensis Canadian Hemlock - (-40°F.) This slender, upright growing tree has juvenile foliage that is yellow-green maturing to gray-brown. Grows to 70' tall and 35' wide. Plant in sun or part shade. 1'- 2' \$15.00, 2'- 3' \$35.00, 3'- 4' \$60.00, 4'- 5' \$85.00

Tsuga Canadensis Pendula Weeping Canadian Hemlock - Gracilis nana (-30°F.) Plant in sun or part shade, with ample water. This very attractive shrub is a great plant for the rock garden. Grows very dense and upright with pendulous branches that exhibit small evergreen needles that completely cover this dense superstructure. 2'- 3' \$40.00

Tsuga canadensis 'Bennett' - This dense and compact evergreen dwarf shrub grows with overlapping weeping branches, twice as wide as tall, 2' high by 3'- 4' wide. 1'- 2' \$25.00

Tsuga canadensis 'Sargent's Weeping' - Slow growing to 2' tall and 3' wide. A multi-layered mound covered with short dark green needles. 1'- 2' \$40.00

Tsuga heterophylla 'Thorsen's Weeping' - A very low, prostrate growing dwarf with rich, emerald green foliage densely arranged on procumbent branches. Can be staked as a cascading form or use as a ground cover. Grows 1"- 6" a year. 4'- 5' \$150.00

We always inventory at the Nursery, a larger selection than appears in this catalogue. Contact us with your wish list.

Deciduous Azaleas

No other shrub can equal the show or array of color that deciduous azaleas can add to your garden. The vivid yellow, orange and flame red color ranges, cannot be matched anywhere.

Most deciduous azaleas are hardy to -5°F. to -40°F. (below zero) and can, therefore, be grown, almost anywhere, particularly in most exposures such as full sun. Bloom times can range from early May thru Mid-July.

They have a greater adaptability to many different types of soil. They also have beautiful new juvenile spring foliage as well as excellent fall foliage colors, and a delightful array of fragrances that please all who pass by. Have a wonderful journey.

SIZE	PRICE
6"-12"	\$15.00 (2 gal.)
12"-18"	\$25.00 (3 gal.)
18"-24"	\$35.00 (B. & B.)

Apricot Surprise - (Northern Lights series) - (Univ. of Minn.) - (-35°F.) Stunning clusters of fragrant peach trumpet-shaped flowers with orange overtones and a yellow flare at the ends of the branches in mid spring before the leaves. 12" - 18"

Arneson Cameo (Arneson) - (-20°F.) Stunning single pink flowers on an upright 3' tall growing plant. 12"- 18"

Arneson Flame (Arneson) - (-20°F.) Stunning, large crayola orange-red blooms presented on an upright well mannered plant with dark green foliage. 12"- 18"

***Arneson's Gem** (Arneson) - (-20°F.) - Stunning yellow-orange bicolor blooms are amply presented on a compact plant. 12"- 18", 18"- 24"

Arneson Golden Solitaire (Arneson) - (-20°F.) Beautiful large, single pure yellow blooms nicely presented on an upright plant to 3' tall. 12"- 18"

Arneson Medallion (Arneson) - (-20°F.) Rich, deep orange-red blooms cover this compact grower. Beautiful red fall foliage. 12"- 18"

Arneson Ruby (Arneson) - (-15°F.) This plant is a great acquisition for the garden, as it has a remarkable ruby-red color, which is a first of its kind. These ball-shaped wavy-edged blooms show color in mid to late May on a compact, smaller growing plant. 6"- 12", 12"- 18"

***R. atlanticum** (*s. azalea s.s. luteum*) - (-15°F.) Delightfully fragrant white tinged pink trumpeted flowers are nicely presented on a well-branching plant that blooms from late May to late June. 12"- 18"

R. austrinum - See **Rhododendron Species**

Avocet (Knap Hill) - (-5°F.) Handsome trusses of conical outline, shower this plant with a wealth of pink-white blooms. 18"- 24"

Baltic Amber (Ghent) - (-5°F.) Large, golden yellow flowers with a delicious fragrance above striking blue foliage. 12"- 18"

Balzac (Exbury) - (-5°F.) Very fragrant iridescent orange-red blooms with flame spotting, canopy this upright plant. 12"- 18"

Beaulieu (Knap Hill/Exbury hybrid) - (-10°F.) Single, broadly funnel-shaped, soft pink flowers, each having a deep orange blotch. Flowers bloom in clusters in mid-season (May) on rounded shrubs that typically mature over time to 4-5' tall and as wide. 18"- 24"

Bright Forecast (Exbury) - (-5°F.) Eye-catching salmon-orange blooms enhanced with deep orange flares on the upper lobes. Blooms in late April. 12"- 18"

Bright Forecast (Exbury) - (-5°F.) Eye-catching salmon-orange blooms enhanced with deep orange flares on the upper lobes. Blooms in late April. 12"- 18"

Brinnon Beauty (Bailey) - (-5°F.) A bounty of superb salmon-red dome-shaped blooms enhanced with a prominent orange flare, silhouetting in a broadly branching plant. Blooms in mid-May. 12"- 18"

Candy Lights (Univ. of Minn.) - (-20°F.) Clusters of 8-10 clear pink, strongly fragrant flowers blanket this moderately branching plant. 12"- 18", 18"- 24"

Cannon's Double (Cannon) - (-20°F.) A ball-shaped double flower of pink, white and yellow, blooming in mid-May. 12"- 18"

Cascade Pink (Arneson) - (-15°F.) Lively pink dome-shaped, partly double scented blooms enhanced with strong yellow spotting in the throat. Blooms in mid to late May. 18"- 24"

***Centennial - Washington State** (Mossman) - (-10°F.) Award winning, delightfully fragrant, very deeply ruffled ball-shaped blooms, edged with golden orange and ornamented with a vivid chrome colored eye. Bronze colored fall foliage. Mildew resistant. (Mid/Late May) 12"- 18"

Cheerful Giant (Homestead) - (-5°F.) Stunning and voluminous 6" double yellow ball-shaped flowers generously ornament a harvest of unobstructed color on a moderately branching upright plant blooming in late May. 18"- 24"

Chetco (Knapp Hill) - (-25°F.) This tried and true yellow never disappoints. Bright yellow flowers with an vivid orange blotch are produced midseason. A sturdy shrub with an upright habit. Blooms late May. 12"- 18"

Corringe (Exbury) - (-5°F.) Large radiant red-orange rounded blooms engulf and framework this upright, spreading form that blooms in mid-May. 12"- 18"

Davesi (Ghent) - (-5°F.) A late May blooming plant with a delightfully fragrant pale yellow flower and a bright yellow flare. This plant has a rounded and bushy framework. 6"- 12", 12"- 18"

Double Parfait - (Mossman) (-20°F.) Fragrant, semi-double pink flowers on a compact growing plant. 12"- 18"

Fireball (Knap Hill) - (-20°F.) A rich flame-red flower with an orange flare. This somewhat upright growing plant has shiny juvenile bronze leaves. 12"- 18"

***Fragrant Star** (Briggs) - (-20°F.) This well-branching plant is frameworked by a prodigious array of fragrant white flowers and blue-green summer leaves. This polyploid plant blooms in mid-May, grows to 4' tall and is extremely heat tolerant. (Similar to Snowbird) (Fall 2016) 6"- 12"

Gallipoli (Exbury) - (-5°F.) A prodigious fanfare of bright red-orange rounded blooms that generate a great deal of warmth in your garden. 12"- 18"

***Gibraltar** (Exbury) - (-20°F.) This is one of the all-time favorites. Beautiful frilled-edged orange ball-shaped blooms exquisitely adorn this broad and compact growing plant. Mildew resistant. 6"- 12", 12"- 18"

Ginger (Exbury) - (-5°F.) Brilliant orange blooms kissed with a pink flush and deeper pink lines down each petal make this fragrant plant a irresistible choice. 18"- 24"

Girard's Red Pom Pom (Girard) - (-20°F.) Large fragrant double red long lasting blooms are poised on a compact plant that blooms in mid to late May. Mildew resistant. 18"- 24"

Golden Comet (*R. luteum*) - (-20°F.) This wonderfully fragrant yellow azalea is a selected form of *R. luteum* by the Rhododendron Species Foundation. This plant parades bright red fall foliage that is mildew resistant. 12"- 18"

Golden Lights (University of Minnesota) - (-40°F.) A rounded silhouette flopped with abundantly produced fragrant yellow blooms. 12"- 18"

***Homebush** (Knap Hill) - (-5°F.) Here again is one of the most popular varieties, exhibiting lovely semi-double deep rosy pink ball-shaped blooms on an upright growing plant. 6"- 12"

Irene Koster (Ghent) *R. occidentale* hybrid. - (-20°F.) A delightfully fragrant (like a honeysuckle) white flushed dawn pink flowers with a yellow eye. 18"- 24"

Jock Brydon (*molle* x *R. occidentale*) - (-5°F.) Fragrant veiled pink ruffly-edged rounded blooms eclipsed with a lively and sparkling orange flare in the upper lobes are generously presented on a rounded silhouette. 6"- 12"

Jolie Madame [*(R. viscosum* x *Koster's Brilliant*) x *Satin*] - A wealth of magenta-pink blooms have a subtle orange-yellow flare at the base of the upper lobes. This late May blooming plant is hardy to (-5°F.) and casually displays 7-9 bloom clusters informally over the entire upright plant carriage. 18"- 24"

***Klondyke** (Exbury) - (-20°F.) Striking golden yellow flowers are displayed on a bushy and somewhat upright growing plant with bronzy fall foliage. 12"- 18", 18"- 24"

Lemon Lights (Univ. of Minn.) - (-40°F.) This very hardy plant beautifully displays amply produced sunny lemon-yellow flowers on an upright and vigorous plant. 12"- 18"

Lollipop (Mezitt) - (-25°F.) This late June blooming plant features sweetly scented pink blooms with a yellow flare and long stamens. Mildew resistant. 12"- 18"

Maggie Brown - (*A. occidentale* hybrid) - (-10°F) Fragrant, rich pink flowers sport an extra layer of petals; a true double flower. 10 - 15 flowers in a flat truss; mid-May to mid-June. 12"-18".

Mandarin Light (Univ. of Minn.) - (-32°F.) Ruffled, vivid red-orange flowers with a slight fragrance are displayed above this upright and rounded plant that blooms in late June/early July. 12"- 18"

***Mary Poppins** (Knaphill) - (-20°F.) Blazing orange-red flowers are beautifully presented on this upright plant with excellent fall foliage. Mildew resistant. 12"- 18"

***Millenium (Weston)** - (-20°F.) Fragrant, deep red flowers with a pale orange flare are highlighted by beautiful blue-green foliage. Blooms in July. Mildew resistant. 12"- 18"

***Molalla Red** (Arneson) - (-20°F.) These ruffly-edged orange-red blooms silhouette this upright, spreading plant with excellent bronze colored fall foliage. 12"- 18"

Mount Rainier (Arneson) - (-5°F.) Uncommonly large white blooms with a vivid yellow flare and a hint of fragrance. Blooms in mid to late May. (Fall 2016) 6"- 12"

***Mount Saint Helens** (Girard) - (-25°F.) Fragrant, bright strawberry-pink blooms with a large orange flare shroud this upright, well-branching plant with beautiful orange-yellow fall foliage. 6"- 12", 12"- 18"

***Narcissiflora** (Ghent) - (-5°F.) Eye-catching fragrant, double yellow blooms, produced in great abundance, almost obscure this well-branching background. 12"- 18"

***Nifty Fifty** (Yellow seedling x (Knap Hill Yellow x Klondyke) (Arneson) - (-5°F.) Sumptuous 7" vivid yellow ball-shaped blooms are borne with great freedom and beautifully poised above lush deep moss green leaves, with a hint of bronze. (Fall 2016) 6"- 12"

Northern Hi-Lights (University of Minnesota) - (-40°F.) This splendid selection exhibits a bushy well-branching plant that bears a bounty of angelic white blooms with a striking yellow flare. 12"- 18", 18"- 24"

***R. occidentale** (*s. Azalea s.s. Luteum*) - (-5°F.) A wonderfully fragrant native azalea from Northern California/Southern Oregon that produces a bounty of pink-white flowers. (Late May) 6"- 12", 12"- 18"

Pistol Packin Mama - Fragrant pink blooms on an upright plant. (Fall 2016) 12"- 18"

Pink and Sweet (Mezitt) - (-29°F.) This compact plant is clothed with fragrant medium purplish-pink blooms that are displayed in late June. Mildew resistant. 12"- 18"

***Red Demon** (Henny) - (-15°F.) Shiny, vibrant red-orange flowers are long lasting. Shrub is broader than tall. Blooms in late May. 6"- 12"

***Red Sunset** (Arneson) - (-15°F.) Flaming red blooms exhibited on a rounded, dense plant, additionally ornamented with attractive foliage. Blooms in mid to late May. Mildew resistant. 12"- 18"

Renne (Exbury) - (-5°F.) On this somewhat open growing plant are blooms of flame orange suffused with yellow. 12"- 18", 18"- 24"

Ribbon Candy - (Mezitt) - (-25°F.) Dark pink buds open to pink with white stripes with a yellow blotch at the end of June and into July with a sharp spicy-peppery fragrance. Foliage is dark green turning beautiful shades of burgundy, red and orange in autumn. 18"-24"

Rosita (*R. viscosum* x *Koster's Brilliant Red*) (Ghent) - (-15°F.) Wonderfully fragrant dark pink tubular blooms are ornamented with deeper colored outer ribs. Blooms in late May. 12"- 18", 18"- 24"

Rosy Lights (University of Minnesota) - (-40°F.) Abundantly clad in very fragrant rosy pink floriferous blooms, displayed on a broadly branching plant. 12"- 18"

Royal Lodge (Exbury) - (-5°F.) This mid-May blooming plant produces a prodigious display of well-formed brilliant orange-red trusses punctuated by long protruding stamens on an upright growing plant. Mildew resistant. 12"- 18", 18"- 24"

Salmon Delight (Girard) - (-25°F.) Large semi-double, salmon-pink suffused yellow blooms with ruffled edges. Mildew resistant. 6"- 12"

***R. schlippenbachii** s. - See Rhododendron Species.

***Snowbird** (*R. atlanticum* x *R. canescens*) - (-20°F.) Delightfully fragrant white blooms are nicely presented on a broad and rounded plant with blue-green summer leaves. (Fall 2016) 12"- 18", 18"- 24"

Soft Shimmer - (Greer) - (-25°F.) - **Beautiful hose-in-hose white flowers with pink edges erupt from pink buds; flowers become all pink with age.** 12"- 18"

Soir de Paris (Ghent) - (-5°F.) A richly scented purplish-pink funnel shaped bloom, is highlighted with deeper streaks of color and a showy orange flare. 18"- 24"

Sylphides (Knap Hill) - (-5°F.) A panorama of veiled light pink-white blooms with a bright yellow flare, grace this plant. 18"- 24"

Tangelo (Greer) - (-25°F.) A bounty of bright golden-orange blooms canopy this vigorous, upright growing 12"- 18", 18"- 24"

Totally Awesome (Bunnell) - (-5°F.) Dark red-orange buds unfurl to present large 7" rounded blooms of vivid yellow shaded pale yellow, highlighted by bright red-orange margin and a sunny chrome-yellow flare. This broadly branching plant blooms in mid-May and is hardy to -5°F. Excellent fall leaf color. 6"- 12", 12"- 18"

Tri-lights (University of Minnesota) - (-40°F.) Masses of white flowers enhanced with pink-purple marbling and bright yellow freckling within. It blooms in late May to early June. 12"- 18"

R. vaseyi (*s. azalea s.s. canadense*) - (-15°F.) Upright growing plant with blush pink blooms held in clusters of 4-8 with a deep pink throat. Blooms in late April. 12"- 18", 18"- 24"

***R. viscosum** (*s. azalea s.s. luteum*) - (-15°F.) A delightfully fragrant late June/early July blooming plant with lavish small narrow tubular shaped creamy white trusses held in clusters. 6"- 12", 12"- 18"

Wallowa Red (Yeates) (-10°F) Fragrant, strong red, broadly funnel shaped flowers with wavy-edges. Ball shaped truss with 10-12 flowers. Foliage is moderate yellow-green, flushed bronze. Rounded, open habit with arching branches. Late midseason bloomer. 8" - 10"

Western Lights (Briggs) - (-30°F.) Large radiant pink blooms are poised above dense foliage circumventing a rounded silhouette. 12"- 18"

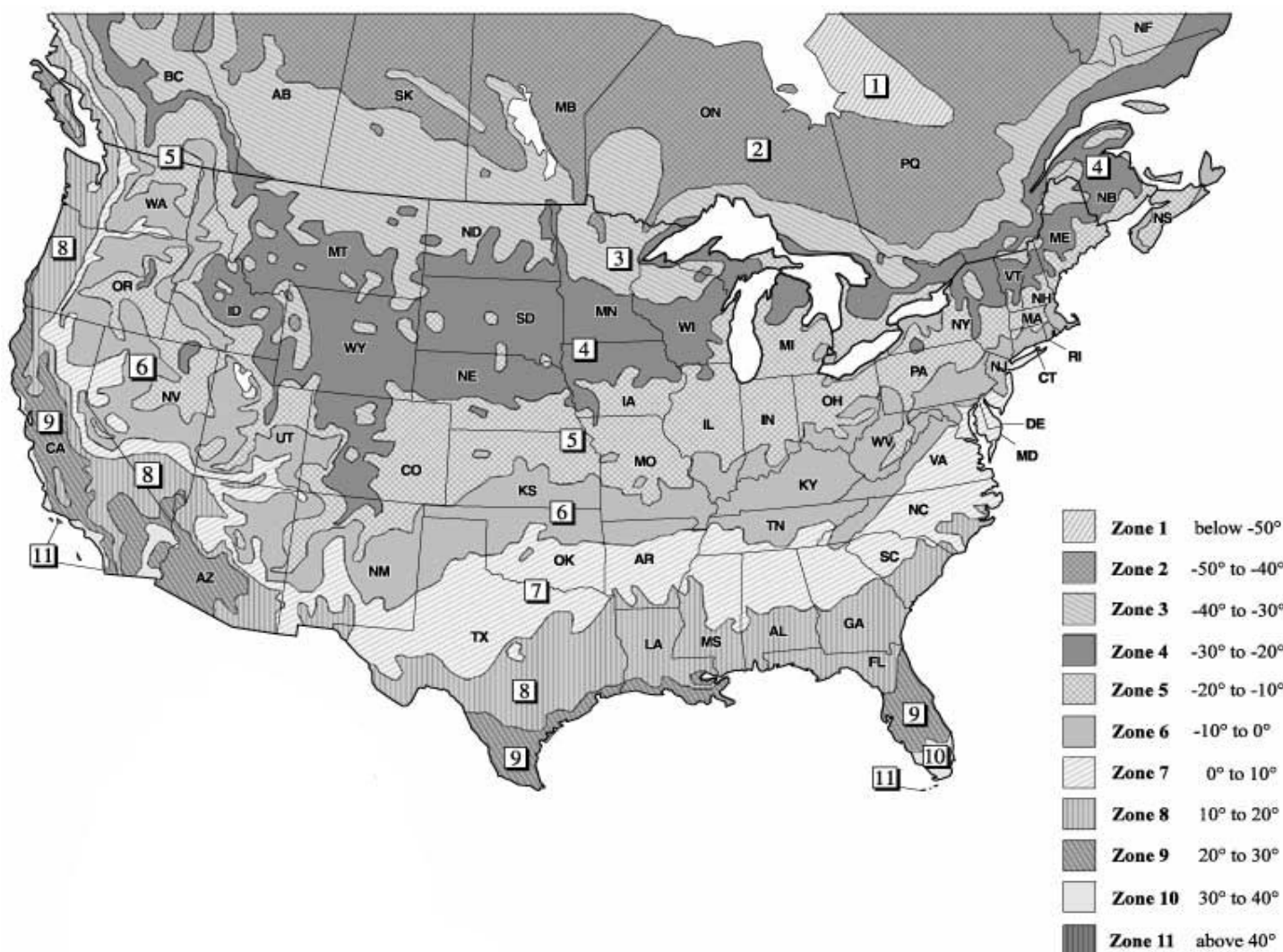
***Weston's Lemon Drop** - (Weston) syn. 'Lemon Drop' - (-25°F.) Vigorous growing with stiff upright branches topped with peach buds and pale yellow flowers in mid July. The blossoms have a slight lemony fragrance and hold up well in hot sun. Glossy green leaves turn a dark wine-red color in Fall. Mildew resistant. 12"-18"

Weston's Innocence (Mezitt) - (-25°F.) A mounding, compact plant that has delightfully fragrant white blooms which appear in mid-June. Mildew resistant. 12"- 18"

Weston's Parade (Mezitt) - (-24°F.) An easy to grow, upright shrub with deep rosy-pink blooms eclipsed with a vivid orange flare that also incorporated exceptional fragrance. Mildew resistant. 12"- 18"

White Lights (Univ. of Minn.) - (-40°F.) A broadly branching plants that parades lovely fragrant white blooms with a yellow flare. 12"- 18"

USDA Hardiness Map



Evergreen Azaleas

Evergreen azaleas bloom from April through June. They vary from low, dense and compact to tall, open and willowy with a tremendous array of colors - red, salmon-orange, pink, white, orchid-purple. They are very versatile - some are used as ground covers, some have pendant growth suitable for hanging baskets, some are used in rock gardens and borders, and some for bonsai. They vary in hardiness from +5°F. to -15°F.; vary in exposure from part shade to full sun (not reflected heat); and vary in **growth habit in ten years** from **dwarf** - under 1', **low** - 1' to 2', **medium** - 2' to 3', and **tall** - over 3'.

Rhododendrons and azaleas are very easy to care for, with only a minimum amount of maintenance required. Some azaleas, as an example, are susceptible to azalea leaf gall; and as a consequence, must be sprayed with a fixed copper spray (Microcop). Or some year's petal blight, rust and downy mildew are quite prevalent and a garden fungicide must be applied.

Some home gardeners would prefer not to use chemicals, and in that case azalea leaf gall can be hand picked and the residue burned. However, another way to combat this problem is to plant in sunnier locations in the garden. Sometimes, however, the spring and/or summer has an over abundance of precipitation causing an increased problem with leaf gall, etc. Whatever the circumstances, care is usually minimal. The following list of available evergreen azaleas gives the consumer sufficient information to make decisions regarding their landscaping needs. **All are container grown and are totally acclimated.** Many plants can be grown in **full sun** and will be designated as such. We may suggest **part shade** only for the longevity of the bloom, for greener foliage color, or protection from the wind.

Dwarf Growers		Low/Medium/Tall	
4"-10"	\$15.00	6"-10"	\$12.50
10"-12"	\$17.50	10"-12"	\$15.00
12"-15"	\$20.00	12"-15"	\$17.50
15"-18"	\$25.00	15"-18"	\$20.00

Abbey's Re-View (PM Hybrid)

Sun or Part Shade	Tall 6'	Spring & Fall	Lavender	-0°F
-------------------	---------	---------------	----------	------

Displaying abundant lavender-pink flowers in both early spring and early fall, this dense evergreen Azalea offers superior heat resistance and a leafier habit than its famous parent. Very pest and disease-resistant (Flotta) 8"- 12"

***Alexander** (R. nakaharae x Kin-no-sai)

Part Shade	Dwarf 1'	Mid-June	Red Orange	-10°F
------------	----------	----------	------------	-------

Single 2" red-orange blooms with small dark green pointed leaves that densely canopy a very attractive, prostrate, irregularly shaped plant. (Rokujo) 6"- 10"

Ambrosia (Vittata Fortunei x HEA #34)

Sun or Part Shade	Medium 3'	Early May	Deep Pink	+5°F
-------------------	-----------	-----------	-----------	------

Single 1 3/4" - 2" blooms of vivid deep pink-rose are held in clusters of 2-5. This upright, moderately spreading plant displays a thick bounty of matte green leaves. (Morrison) 6"- 10"

Amoenum

Sun/Part Shade	Medium 1-3'	May	Magenta	0°F
----------------	-------------	-----	---------	-----

Evergreen to semi-evergreen azalea (Kurume hybrid) which features an early to mid-spring bloom of small, bright hose-in-hose magenta flowers on stems clad with small, glossy, dark green leaves. 10"-12"

***Anna Kehr** (Triumph x Rosebud)

Sun or Part Shade	Low 2'	Mid-May	Rosy Pink	0°F
-------------------	--------	---------	-----------	-----

Large rosebud-type 2 1/2" double rosy-pink flowers, elegantly cover medium-sized dark glossy leaves that blanket this broadly branching plant. (Kehr) 6"- 10"

Belfair

Sun or Part Shade	Low 2'	Early-Mid May	Rosy-Red	+5°F
-------------------	--------	---------------	----------	------

Large hose-in-hose rosy-red flowers are beautifully poised above lustrous dark green leaves on a low, dense, compact growth habit. 6"- 10"

***Ben Morrison**

Some Shade	Low 2'	Mid-May	Pink White	0°F
------------	--------	---------	------------	-----

Single 2 1/2" deep pink blooms with irregular white margins, which become more evident with age and a wine-red eye displayed on a spreading, upright plant. (Morrison) 10"- 12"

Betty Ann Voss (Lady Louise x Shinnyo Tsuki)

Sun or Part Shade	Low 2'	Mid-May	Purple-Red	-5°F
-------------------	--------	---------	------------	------

Buds open like a rosebud. 3" hose-in-hose strong to light purple-red blooms on a compact, widely branching plant with elegant glossy green foliage. (Robin Hill) 6"- 10"

Blaauw's Pink

Sun or Part Shade	Low 2'	Mid-May	Pink	-10°F
-------------------	--------	---------	------	-------

An uncommon blend of pink suffused yellow with a deepening color in the throat. The hose-in-hose blooms are poised in profusion on a rounded, bushy plant. (Blaauw) 6"- 10"

***Blue Danube** (Malvaticum x R. kaempferi)

Sun	Low 2'	Mid-May	Lavender	-10°F
-----	--------	---------	----------	-------

Torrents of stunning single lavender-violet 2" blooms are presented above deep green foliage that shrouds this widely spreading, rounded plant. (Van Hecke) 10"- 12"

Buccaneer (Hinodegiri x salmon colored clone)

Some Shade	Medium 3'	Mid-May	Red	-5°F
------------	-----------	---------	-----	------

Brilliant orange-red flowers with a dark brick-red flare displayed on a plant that grows upright and spreading. (Morrison) 10"- 12"

Canzonetta

Sun or Part Shade	Low 2'	Mid-May	Rose-Pink	-10°F
-------------------	--------	---------	-----------	-------

Partially double teacup-shaped rose-pink flowers are large at 1.5 to 2" relative to the diminutive size of the plant. Bloom season is later and longer than many, from the end of May to mid June. Grows flat, compact, with dense foliage, bronze-green in winter. 10 yr old plant only 1' high, and 2.5' wide. (Hachmann) 8"-10"

Caprice

Sun or Part Shade	Medium 3'	Early May	White	-5°F
-------------------	-----------	-----------	-------	------

Bell-shaped white blooms with red freckling are paraded above dark green foliage that shrouds this upright plant. (Glenn Dale) (Fall 2016) 6"- 10"

Caroline Gable

Sun or Part Shade	Medium 3'	Mid-May	Rosy-Pink	-5°F
-------------------	-----------	---------	-----------	------

Volumes of rosy-pink hose-in-hose blooms are beautifully paraded above jade green leaves, while outlining an upright and spreading plant. (Gable) 6"- 10"

Chinzan (Osakazuki Sport)

Sun or Part Shade	Low 2'	May	Pink	+5°F
-------------------	--------	-----	------	------

Single 2" bright pink blooms have a darker flare within. Small elliptic leaves densely silhouette this compact plant. 6"- 10"

Cleopatra

Sun or Part Shade	Medium 3'	Mid-May	Pink	-5°F
-------------------	-----------	---------	------	------

Dark green leaves canopy this upright plant displaying deep yellowish-pink blooms. (Kaempferi) 6"- 10"

Conversation Piece (Emil Rosseau x Carol Eikan)

Sun of Part Shade	Medium 3'	Mid-May	Pink	-10°F
-------------------	-----------	---------	------	-------

Large 3 1/2" single pink blooms with a lighter center completely inundate this compact and spreading plant with dark green leaves. (Robin Hill) 6"- 10"

Coral Bells syn. Kirin, Daybreak

Sun or Part Shade	Low 2'	Early April	Coral Pink	0°F.
-------------------	--------	-------------	------------	------

The earliest azalea to bloom is shrouded with hose-in-hose 1½" flowers, ornamenting a compact, widely branching plant frameworked with lush green leaves. (Kurume) 6"- 10"

Debonaire (Copperman x Hakata Shiro)

Sun or Part Shade	Medium 3'	Early May	Pink	0°F.
-------------------	-----------	-----------	------	------

A bounty of single 2"- 2½" blooms with medium pink margins that transcend to a lighter throat, along with hues of green. This spreading plant is shrouded with deep forest green leaves. (Back Acre) 6"- 10"

***Delaware Valley White** (Mucronatum Hybrid)

Some Shade	Medium 3'	Late April	White	0°F.
------------	-----------	------------	-------	------

Generously produced, single 3" white blooms with pointed frilled petals, smother this low and spreading plant interfaced with medium green leaves. (Ryukyuu) 6"- 10"

Dragon (Unknown)

Sun or Part Shade	Medium 3'	Mid-May	Magenta-Pink	-10°F.
-------------------	-----------	---------	--------------	--------

Single 2" blooms of strong magenta to purplish-pink wonderfully mantle this dense, upright and spreading plant that is generously blanketed with rich green leaves. (Glenn Dale) 6"- 10"

Dream (R. simsii x R. mucronatum)

Sun or Part Shade	Medium 4'	Late April	Purple-Pink	-10°F.
-------------------	-----------	------------	-------------	--------

Single 2¾"- 3" blooms of purplish-pink with frilled edges and deeper freckling within, are nicely presented on this broadly branching, plant amply shrouded with matte green leaves. (Morrison) 6"- 10"

Driven Snow (Malvatica x Yozakura)

Some Shade	Medium 3'	Late May	White	-5°F.
------------	-----------	----------	-------	-------

An avalanche of large 3" snow-white blooms circumvent this upright and spreading plant with deep green leaves. (Glenn Dale) 6"- 10"

Edward M. Boehm (Unknown) x (Hexe x Vervaeiana)

Sun or Part Shade	Low 2'	Late May	Red	-10°F.
-------------------	--------	----------	-----	--------

Red hose-in-hose blooms with glossy deep green leaves circumvents this compact, well-branching plant (Linwood) 6"- 10"

Elsie Lee (Desiree x Rosebud)

Sun or Part Shade	Medium 3'	Early May	Lavender	-15°F.
-------------------	-----------	-----------	----------	--------

A 2" frilly semi-double lavender bloom poised on a rounded and spreading plant, furnished with deep olive green leaves. (Shammarello) 10"- 12", 12"- 15"

***Everest** (Mucronatum x Shinnyo-no-tsuki)

Some Shade	Medium 3'	Mid-May	White	-5°F.
------------	-----------	---------	-------	-------

Single 2" angelic white blooms with a chartreuse eye are paraded above medium green leaves on a somewhat compact and spreading plant. (Morrison) 10"- 12"

Fairy Pillow

Part Shade	Low 1'	May	White	-10°F.
------------	--------	-----	-------	--------

Masses of semi-double white flowers in May. Foliage is glossy green growing to resemble small pillows in the landscape. Foliage stays healthy in winter and requires no pruning. (Hachmann) 6"- 8"

Fashion (R. indicum x Momozono)

Sun or Part Shade	Medium 4'	Early May	Pink	-5°F.
-------------------	-----------	-----------	------	-------

Single 2" hose-in-hose deep pink blooms are garnished with a purple-red flare and dark red anthers that collectively framework this upright and spreading plant. (Morrison) 6"- 10"

Gable's Bicolor

Some Shade	Low 2'	Late May	Pink White	-5°F.
------------	--------	----------	------------	-------

2½" single pink picotee-edged blooms with a white throat ornamenting this dense compact plant with finely textured green leaves. 12"- 15"

Geisha (Vittatum x Miyagino)

Sun or Part Shade	Medium 3'	Late April	White	-10°F.
-------------------	-----------	------------	-------	--------

This tall and spreading plant is consolidated with abundant deep green foliage and single 1½"- 2" white blooms with a yellow-green eye, additionally ornamented with flakes and stripes of magenta. (Morrison) 6"- 10"

***Girard's Border Gem** (Sport of Girard's Rose)

Sun or Part Shade	Low 2'	Mid-May	Deep Pink	-10°F.
-------------------	--------	---------	-----------	--------

Masses of single 1½" vibrant deep pink blooms cover this compact and dense growing plant with small glossy deep green leaves. (Girard) 10"- 12", 15"- 18"

Girard's Caroline

Sun	Medium 3'	Mid-May	Rose Red	-10°F.
-----	-----------	---------	----------	--------

A compact growing plant with dark green leaves that turn a reddish cast in the winter. Rosey-red flowers are 1½"- 2" and hold for a long period time. (Girard) 6"- 10"

***Girard's Chiara**

Sun	Low 2'	Mid-May	Clear Pink	-15°F.
-----	--------	---------	------------	--------

A 2½" hose-in-hose clear pink bloom with ruffled edges on a compact and rounded plant with forest green leaves. (Girard) 6"- 10"

Girard's Christina

Sun	Low 2'	Mid-May	Dark Pink	-10°F.
-----	--------	---------	-----------	--------

Ruffled dark pink blooms abundantly produced, cover this upright growing plant. (Girard) 6"- 10"

Girard's Crimson (Boudoir x Aladdin) x (Boudoir x Corporal)

Sun	Low 2'	Mid-May	Crimson	-15°F.
-----	--------	---------	---------	--------

Single 2½" crimson flowers cover this dense and compact plant exhibiting large shiny deep forest green leaves with mahogany tones in the fall. (Girard) 10"- 12"

Girard's Dwarf Lavender

Sun	Dwarf 2'	Mid-May	Lavender	-10°F.
-----	----------	---------	----------	--------

A compact and dense plant, showered with a bounty of medium clear lavender blooms and lush deep green leaves. (Girard) 6"- 10"

***Girard's Fuchsia** [(Herbert x Girard's Hot Shot) x Sandra Ann] x Sandra Ann

Sun	Low 2'	Early May	Fuchsia	-15°F.
-----	--------	-----------	---------	--------

A single 2½" flashy fuchsia-colored bloom with ruffled edges poised on a spreading, dense and broadly branching plant with glossy deep green leaves. One of the most popular plants sold today. (Girard) 10"- 12" thru 15"- 18"

***Girard's Hot Shot** (El Capitan x Aladdin)

Sun	Low 2'	Early May	Orange-Red	-15°F.
-----	--------	-----------	------------	--------

Single 2½" deep orange-red blooms shroud dark green foliage of spring/summer changing to a brilliant orange-red in fall. Broad and spreading plant habit. (Girard) 6"- 10", 10"- 12"

Girard's Leslie's Purple (Elizabeth Gable x Boudoir)

Sun	Low 2'	Mid-May	Purple-Red	-10°F.
-----	--------	---------	------------	--------

Stunning 2½" vivid purple-red blooms with dark spotting, abundantly produced on a rounded dense plant. (Girard) 6"- 10"

Girard's Little Michelle

Sun	Dwarf 1'	Mid-May	Pink	-5°F.
-----	----------	---------	------	-------

A periphery of watermelon-pink flowers accent this mounding, multi-branching plant with lustrous woodland green leaves. (Girard) 6"- 10"

Girard's Pink Dawn

Sun	Medium 3'	Mid-May	Rose-Pink	-5°F.
-----	-----------	---------	-----------	-------

A vigorous growing plant with deep green leaves that turn red in the fall, which lasts through winter. Large hose-n-hose rose-pink flowers adorn this compact plant. (Girard) 6"- 10"

Girard's Pleasant White

Part Sun	Medium 4'	May	White	-15°F.
----------	-----------	-----	-------	--------

Large white, wavy-margined with faint green tone in the throat blooms are single, lightly scented and 2.5 to 3 inches across. Tend to be heavy bloomers. Performs well in colder climates. Lustrous dark green foliage. 10"-12, 12"-15"

***Girard's Purple** (Sandra Ann x Girard's Scarlet)

Sun	Low 2'	Mid-May	Purple Red	-10°F.
-----	--------	---------	------------	--------

A prolific blooming plant with single 2½" deep purple-red flowers on a dense, somewhat upright growing plant. (Girard) 10"- 12"

Girard's Roberta

Part Sun	Med 3'	May	Magenta Pink	-15°F.
----------	--------	-----	--------------	--------

Profusion of large, double, rich Magenta pink blooms. Heavy blooming. Semi-evergreen. 10" - 12"

Girard's Rose [Fedora x El Capitan) x Boudoir] x Boudoir

Sun	Low 2'	Mid-May	Deep Pink	-10°F.
-----	--------	---------	-----------	--------

Single 2½" wavy-edged deep pink blooms cover this rounded framework, canopied with glossy green spring foliage and reddish-orange fall foliage. (Girard) 10"- 12"

Girard's Salmon

Sun	Low 4'	Mid-May	Salmon Pink	-10°F.
-----	--------	---------	-------------	--------

Long-lasting large hose-in-hose salmon-pink blooms framework this upright and spreading, compact plant. (Girard) 6"- 10"

Girard's Scarlet

Sun or Part Shade	Low 2'	Mid-May	Red	-10°F.
-------------------	--------	---------	-----	--------

Compact and rounded growing plant with beautiful single deep orange-red flowers and a deep red blotch canopied with glossy green foliage. (Girard) 10"- 12"

***Girard's Variegated Border Gem**

Sun or Part Shade	Low 2'	Mid-May	Pink	-10°F.
-------------------	--------	---------	------	--------

Small dense leaves with an attractive yellowish margin on this low, compact growing plant from which deep pink flowers emerge. Beautiful red foliage in the fall. (Girard) 6"- 10"

***Girard's Variegated Hotshot**

Sun or Part Shade	Low 2'	Early May	Red	-15°F.
-------------------	--------	-----------	-----	--------

A wealth of 2½" single, ruffled-edged blooms highlighted by remarkable variations of white and green leaves, silhouetting a rounded, dense plant. (Girard) 6"- 10"

Glamour (R. indicum x Hazel Dawson)

Sun or Part Shade	Medium 3'	Early May	Pink	-5°F.
-------------------	-----------	-----------	------	-------

An upright and spreading plant mantled with small well-furnished leaves, from which bright purplish-pink 2"- 3" single blooms emerge with great passion. (Glenn Dale) 10"- 12"

Great Expectation (Anytime Tetra x R. nakaharae)

Sun or Part Shade	Low 2'	Early June	Red Orange	-5°F.
-------------------	--------	------------	------------	-------

Stunning 2" double red-orange blooms blanket this low, spreading plant with bronzy fall foliage and matte green summer leaves. (Kehr) 6"- 10"

***Green Glow** ((Eric Schaeme x Glacier) x Anna Kehr)

Sun or Part Shade	Low 2'	Mid-May	Creamy Yellow	0°F.
-------------------	--------	---------	---------------	------

Hose-in-hose blossoms undertoned with a green glow and a yellow-green eye cover this compact, spreading plant shrouded with an abundance of lustrous deep green leaves. (Roslyn) 6"- 10"

Hardy Gardenia Ficher A-3 (B.C. Unnamed) x Hexe x Veraeneanum

Sun or Part Shade	Low 2'	Mid-May	White	-5°F.
-------------------	--------	---------	-------	-------

A 2½" double hose-in-hose white flower that resembles a Gardenia bloom. Very low and spreading plant with shiny dark green leaves. (Reid) 6"- 10"

Helen Close (Ivory x Shinnyo-no-tsuki)

Sun or Part Shade	Medium 3'	Mid-May	White	-5°F.
-------------------	-----------	---------	-------	-------

Poised in clusters of 2-4 flowers, each single 2½"- 3" white bloom has a soft yellow flare in the throat that fades to white. This dense, upright growing plant has deep green leaves. (Morrison) 10"- 12"

Hershey's Red

Sun or Part Shade	Low 2'	Early May	Red	-10°F.
-------------------	--------	-----------	-----	--------

Bright red 2" hose-in-hose blooms beautifully shroud dark green glossy foliage that surrounds this low, compact mound. (Hershey) 6"- 10"

***Hino crimson** (R. obtusum var. amoenum x Hinodegiri)

Sun	Low 2'	Late April	Bright Red	+5°F.
-----	--------	------------	------------	-------

A profusion of single bright red blooms cover this low, dense and compact growing plant. Dark glossy green leaves of spring change to sensational bronze foliage of winter. One of the best selling red azaleas in the marketplace today. (Vermeulen) 6"- 10" thru 18"- 21"

Hino White (Hino crimson x yedoense var. poukhanense) x Desiree

Sun	Low 2'	Late April	White	-20°F.
-----	--------	------------	-------	--------

Stunning clusters of lightly scented white trumpet-shaped flowers are presented on a compact plant with beautiful green foliage, which turns to an outstanding coppery bronze in the fall. (Shammarello) 10"- 12", 12"- 15"

Janet Rhea

Sun/Part Shade	Medium 3'	Mid-May	Fuchsia/White	0°F.
----------------	-----------	---------	---------------	------

Semi-double 2 1/2" hose-in-hose fuchsia pink blooms, eclipsed with showy white edging impressively displayed on a compact and spreading plant. (Linwood) 10"- 12"

Jeremiah (Pink Girard's Rose x Girard's) x Girard's Rose

Sun or Part Shade	Low 2'	Mid-May	Pink	-10°F.
-------------------	--------	---------	------	--------

Opulent pink blooms with wavy margins are 2½" hose-in-hose flowers that are amassed on a rounded dense plant with polished deep green leaves. (Girard) 12"- 15"

***Johanna** (Florida x Seedling)

Sun	Low 2'	Mid-May	Scarlet	0°F.
-----	--------	---------	---------	------

Single 2" deep scarlet-red blooms generously produced on a compact and spreading, amply clothed plant with stunningly beautiful lustrous mahogany fall foliage. (Vuyk) 6"- 10" thru 12"- 15"

***Joseph Hill** (R. nakaharae x W. Leith)

Sun or Part Shade	Dwarf 1'	Mid-June	Salmon-Orange	-5°F.
-------------------	----------	----------	---------------	-------

Single salmon-orange blooms with petaloid sepals, beautifully blanket small dark green pointed leaves on a very prostrate, dense mounding plant. (Rokujo) 6"- 10"

Karens (Hinodegiri x R. yedoense var. poukhanense)

Sun/Part Shade	Medium 4'	Mid-May	Scented Magenta	-25°F.
----------------	-----------	---------	-----------------	--------

Single 1¼" fragrant blooms of dark purple-red have wavy edges and deep freckling within. The plant grows as wide as tall, amply structured with semi-evergreen leaves. (Pedersen) 10"- 12", 12"- 15"

***R. kiusianum** s. Azalea s.s. obtusum

Sun or Part Shade	Dwarf 1'	Mid-May		-10°F.
-------------------	----------	---------	--	--------

Masses of single blooms totally cover this plant that buds young and consistently. Small dark green leaves defoliate somewhat in the fall. Grows a dense and compact plant. Excellent for bonsai.
Kermasina Rose - rosy pink blooms. 6"- 10"
Pink form - copious soft medium pink blooms. 6"- 10"
Orange - salmon orange blooms. 6"- 10"

Koromo Shikibu

Some Shade	Medium 3'	Early May	Lavender-Blue	+10°F.
------------	-----------	-----------	---------------	--------

A very delicate thin petal-like bloom of lavender-blue. The leaf color is a matte olive green displayed on a plant that has an upright and widely spreading form. (Kurume) 6"- 10"

Macrantha (R. indicum)

Some Shade	Medium 3'	Mid-June	Salmon-Pink	-5°F.
------------	-----------	----------	-------------	-------

A rounded silhouette of modest stature clothed with becoming foliage and appealing flowers of salmon-pink. 10"- 12"

***R. macrosepalum 'Linearifolium'** s. Azalea s.s. obtusum

Some Shade	Medium 3'	Early May	Lavender-Pink	+5°F.
------------	-----------	-----------	---------------	-------

Unique lavender-pink thread-like blooms cover dull, wrinkled and matte green thread-like leaves, which defoliate some in the fall. The superstructure is a rounded and broadly branching form. (Fall 2016) 10"- 12", 12"- 15"

Madrigal (R. indicum x Momozono)

Sun or Part Shade	Low 3'	Early May	Deep Pink	-5°F.
-------------------	--------	-----------	-----------	-------

A single dark pink bloom with scarlet nuances, is distinguished by a magenta flare within. This widely spreading plant displays slender dark green leaves. (Glenn Dale) 6"- 10"

Margaret Douglas (*R. indicum* x *Hatsu-shimo*) x *Shinsei*

Sun or Part Shade	Medium 3'	Mid-May	Pink	-5°F.
-------------------	-----------	---------	------	-------

Large single 2¾"- 3" blooms exhibit a pale pink throat that transcends to deeper pink margins. This rounded framework is nicely sheltered with abundantly produced green leaves. (Morrison) 6"- 10"

Maria Derby (*Jimmy Coover* x *Glamour*)

Sun/Pt. Shade	Medium 3'	Early June	Red-Orange	-10°F.
---------------	-----------	------------	------------	--------

Attractive 2½" double hose-in-hose deep red-orange blooms with a paler throat, totally cover this rounded, densely clothed plant with luscious green leaves. (Robin Hill) 6"- 10"

Maraschino

Sun or Part Shade	Low 2'	Mid-May	Red	-10°F.
-------------------	--------	---------	-----	--------

Silky looking Cherry-red, semi-double flowers. Parts of the stamens are converted into petals. Blooms May to early June. Glossy, dark green foliage turns burgundy red in winter. 10" - 12"

May Belle (*Helen Curtis* x *Hino Red*)

Sun	Low 2'	Mid-May	Pink	-15°F.
-----	--------	---------	------	--------

This broadly branching compact plant is beautifully frameworked with amply produced dark green leaves from which single medium pink blooms emerge. (Shammarello) 6"- 10"

Melina

Sun or Part Shade	Low 2'	Late May	Deep Pink	-29°F.
-------------------	--------	----------	-----------	--------

Stunning double bright pink rounded blooms on a compact, spreading plant with dark green ovate leaves. 6"- 10"

***Michael Hill** (*Chinyeyi* x *R. nakaharae*)

Sun or Part Shade	Dwarf 1'	Mid-June	Pink	-5°F.
-------------------	----------	----------	------	-------

Single pink blooms with ruffled edges and dark eyes. A very low, prostrate growing plant. (Rokujo) 6"- 10", 10"- 12"

***Mother's Day** (*Professor Wolter's* x *Hinodegiri*)

Sun or Part Shade	Low 2'	Early May	Bright Red	-5°F.
-------------------	--------	-----------	------------	-------

Opulent semi-double 2½" bright red blooms are poised above attractive dark green spring leaves, changing to mahogany in the fall, that shroud this compact and spreading silhouette. (Van Hecke) 10"- 12", 12"- 15"

Mount Seven Stars (*R. nakaharae* seedling)

Sun or Part Shade	Dwarf 1'	Mid-June	Orange-Red	-5°F.
-------------------	----------	----------	------------	-------

Single 2" wavy-edged orange-red blooms exhibited on a broadly branched plant, densely canopied with deep green leaves. 6"- 10"

***R. nakaharae s. Azalea s.s. obtusum**

Some Shade	Dwarf 1'	Late May/June	Salmon/Pink	-5°F.
------------	----------	---------------	-------------	-------

Single salmon-orange to orange-red blooms or salmon-pink blooms. Small dark green leaves are abundantly displayed on a prostrate, dense and compact creeping plant. 6"- 10"

Pink Form - Pink blooms. 15"- 18"

Nancy of Robin Hill *Vervaeaneanum* x (*Louise Gable* x *Tama-gaku*)

Sun & Heat	Medium 3'	Late May/June	Pink	-10°F.
------------	-----------	---------------	------	--------

Amazingly large 3½" semi-double to double flowers of medium rosy-pink changing with age to a softer pastel pink, beautifully accented by a light red eye in the throat. This widely branching, dense plant is very heat tolerant. (Gartrell) 6"- 10"

Nico

Sun	Low 2'	Early May	Rosy Red	-5°F.
-----	--------	-----------	----------	-------

A compact, well-furnished plant with rosy-pink flowers, presented with remarkable freedom, covering dark green juvenile leaves changing in the fall to a dramatic bronzy-red. (Vuyk) 6"- 10"

R. obtusum var. amoenum s. Azalea s.s. obtusum

Sun	Low 2'	Early May	Violet	-5°F.
-----	--------	-----------	--------	-------

Dramatic violet hose-in-hose blooms totally cover this somewhat upright and spreading plant, canopied with small dark green leaves, abundantly presented. (Fall 2016) 6"- 10"

Oracle (*R. indicum* x *Miakwa Murasaki*)

Sun or Part Shade	Low 3'	Late April	Pink	-5°F.
-------------------	--------	------------	------	-------

A wonderful array of single 2½"-3" vivid purple-pink blooms accented

by purple-red freckling within, openly presented on a spreading and upright branching plant. (Glen Dale) 6"- 10"

Osakazuki

Sun or Part Shade	Low 2'	May	Pink	-5°F.
-------------------	--------	-----	------	-------

This low, bushy growing plant is beautifully frameworked with amply produced dark green leaves from which deep pink flowers with a darker blotch emerge. (Kurume) 6"- 10"

Pamela Malland (*Vuyk's Rosyred* x *Moonbeam*)

Sun or Part Shade	Low 2'	Mid May	Rose	0°F.
-------------------	--------	---------	------	------

Large 3" flat-faced blooms with overlapping-lobes cut deeply into the base of the paler-colored throat, all of which beautifully cover this very broadly branching plant. (Griswold) 6"- 10"

***Pearl Bradford** (*R. indicum* x *John-ga*)

Sun or Part Shade	Low 2'	Early June	Rosy Pink	0°F.
-------------------	--------	------------	-----------	------

Single 2" rosy-pink blooms with a dark eye are abundantly poised above small glossy dark green leaves on a superbly compact, dense and spreading plant. (Glenn Dale) 10"- 12"

Picotee

Sun or Part Shade	Medium 3'	Mid-May	White	-5°F.
-------------------	-----------	---------	-------	-------

This unique flower has a white center with a reddish purple edge all of which beautifully cover this upright, broadly branching plant. (Glen Dale) 6"- 10"

***Pink Clusters**

Sun or Part Shade	Medium 3'	Mid-May	Pink	-5°F.
-------------------	-----------	---------	------	-------

Ruffled pink flowers with an orange flare on a dense, compact bush. Foliage turns bronze-red in the winter. (Mezitt) 10"- 12"

***Pink Pancake** (*Chinyeyi* x *R. nakaharae*)

Sun or Part Shade	Dwarf 1'	Mid June	Pink	0°F.
-------------------	----------	----------	------	------

Single 2" bright pink blooms with small dark green pointed leaves. Very prostrate, dense, irregularly shaped plant. Good for hanging baskets and as a ground cover. (Rokujo) 6"- 10"

***Pink Rosebud**

Sun or Part Shade	Medium 3'	Mid-May	Pink	-10°F.
-------------------	-----------	---------	------	--------

Topnotch double medium pink blooms are beautifully poised above dark green foliage on an upright and spreading plant. Some susceptibility to azalea leaf gall. (Kurume) 10"- 12" thru 15"- 18"

Pleasant White (*Kathy* x *Clara Marie*)

Sun or Part Shade	Medium 3'	Mid-May	White	-10°F.
-------------------	-----------	---------	-------	--------

Abundant single white blooms with a cream center surround this dense and compact plant with beautiful matte green leaves. (Girard) 10"- 12"

Poukhanense

Part / Full Shade	Med 3'	April	Lavender	-15°F.
-------------------	--------	-------	----------	--------

Lavender to rose purple, slightly fragrant, 2" wide flowers, each with a darker blotch, appear in trusses of 2-4 flowers each in early spring. Dark green foliage turns an attractive orange-red in autumn. 15"- 18"

***Purple Splendor** (*R. yedoense* var. *poukhanense* x *Hexe*)

Sun/Pt Shade	Medium 3'	Mid-May	Orchid Purple	-15°F.
--------------	-----------	---------	---------------	--------

Hose-in-hose 2½" orchid-purple blooms, totally blanket medium sized dark green leaves on an upright, bushy, and spreading plant. Some susceptibility to azalea leaf gall. (Gable) 10"- 12", 12"- 15"

Purple Triumph (*Vuyk*)

Part Shade	Med 3'	May	Purple	0°F.
------------	--------	-----	--------	------

Large (2½") and showy deep purple flowers with deeper speckling. Vigorous and broad spreading. Compact habit. 8" - 10"

Rainfire

Sun or Part Shade	Low 2'	Late April	Orange-Red	0°F.
-------------------	--------	------------	------------	------

Stunning 3" orange-red ruffled blooms totally blanket medium sized dark green leaves on a compact and dense growing plant. (Harris) 6"- 10"

Red Fountain (*W. Leith* x *R. nakaharae*)

Some Shade	Dwarf 1'	Late May	Red Orange	-5°F.
------------	----------	----------	------------	-------

A very sculptured prostrate growing, dense plant with finely textured deep green leaves, covered with deep red-orange single 1¼" wavy-edged blooms enhanced with red freckling within. Great plant for hanging baskets, bonsai and ground covers. (Rokujo) 6"- 10"

Redmond (Lady Louise x Heiwa)

Sun or Part Shade	Medium 3'	Mid-May	Pink	-5°F.
-------------------	-----------	---------	------	-------

Deep yellowish pink flowers with red freckling on this upright and spreading plant surrounded by deep matte green leaves. (Robin Hill) 6"- 10"

***Red Red** (Hino Red x Ward's Ruby)

Sun or Part Shade	Low 2'	Mid-May	Red	-15°F.
-------------------	--------	---------	-----	--------

Single 2" bright, glowing red blooms extravagantly produced on a widely spreading plant with lush green leaves. (Shammarello) 6"- 10"

Refrain (Vittata Fortunei x Miyagimo)

Sun/Pt. Shade	Medium 3'	Early May	Fuchsia White	0°F.
---------------	-----------	-----------	---------------	------

Hose-in-hose 2" fuchsia-pink blooms enlivened by white margins and a dark eye in the throat, all presented on a spreading and upright growing plant. (Glenn Dale) (Fall 2016) 6"- 10"

Renee Michelle (Unnamed Seedling x Gumpo Pink)

Sun or Part Shade	Medium 3'	Mid-May	Deep Pink	-10°F.
-------------------	-----------	---------	-----------	--------

Single 2" ruffled deep pink blooms animated with light red freckling, elegantly encompass this rounded well-formed plant enhanced with lush green leaves. (Girard) 6"- 10"

Rosebud - see **Pink Rosebud** or **White Rosebud**

Rukizon (Kazan)

Some Shade	Dwarf 1'	Mid-June	Salmon-Orange	0°F.
------------	----------	----------	---------------	------

Single salmon-orange blooms slowly display color over a long period of time. Elegant glossy dark green heart-shaped leaves silhouette this dense, compact growing mound. (Satsuki) 6"- 10"

Sagittarius

Part shade / sun	Low 2'	Late May	Salmon-Pink	-5°F.
------------------	--------	----------	-------------	-------

Large, single flowers of 3" span. They are warm pink with a slight salmon undertone and distinctive rose dots in blotch. 10"- 12"

***Scotian Mist**

Sun or Part Shade	Low 2'	Late June	Pink	0°F.
-------------------	--------	-----------	------	------

A very dense, compact growing plant displaying pale-pink flowers with a white center, poised above deep matte green leaves. (Weagle) 6"- 10"

***Scotian Reef** (Lady Louise x [Lady Louise x (R. nakaharae orange form x R. kiusianum 'Mt. Fuji') #1-1])

Sun or Part Shade	Low 2'	July	Pink/White	0°F.
-------------------	--------	------	------------	------

Coral pink to white flowers poised above deep green leaves blanketing a dense, compact and spreading plant. (Weagle) 6"- 10"

Seattle White

Sun or Part Shade	Low 2'	Early May	White	0°F.
-------------------	--------	-----------	-------	------

A compact, mounding growth habit with dark green foliage. Single white flowers completely cover this dense plant. 6"- 10"

***Sherwood Orchid** (A hybrid of Hinodegiri)

Sun or Part Shade	Medium 3'	Early May	Light Violet	-5°F.
-------------------	-----------	-----------	--------------	-------

Single 2" light violet bloom with a dark eye. New growth is a chartreuse-yellow that matures to a medium matte green. An upright and spreading plant. (Sherwood Nursery) 10"- 12", 12"- 15"

***Stewartsonianum**

Sun	Medium 3'	Late April	Orange Red	-10°F.
-----	-----------	------------	------------	--------

Torrents of single bright orange-red blooms presented above small dark green foliage that changes to a bronze color in the fall. This plant grows a dense and compact shrub. (Gable) 10"- 12"

***Sugar and Spice** ('Melle')

Sun or Part Shade	Medium 2'	Mid-May	Pink	-10°F.
-------------------	-----------	---------	------	--------

An abundance of large double pink flowers with showy deep pink stripes on the petals. Deep green leaves adorn this upright, compact growing plant. 6"- 10"

***Texas**

Sun or Part Shade	Dwarf 1'	Early-Mid May	Pink	-5°F.
-------------------	----------	---------------	------	-------

This is a very low, compact plant with small leaves from which tiny dark pink flowers emerge. Foliage turns to a beautiful bronze in the fall. (Weston) 6"- 10"

Treasure (Fielder's White x R. kaempferi)

Sun or Part Shade	Medium 3'	Mid-May	White	+5°F.
-------------------	-----------	---------	-------	-------

Pink buds open to reveal lovely white flowers that feature pale peach-yellow flecks in the throat and upper lobes. (Morrison) 10"- 12", 12"-15"

***Unsurpassable**

Sun	Low 2'	Mid-May	Pink	-15°F.
-----	--------	---------	------	--------

Single 2" wavy edged, bright rosy-pink blooms canopy a dense, compact and broadly branching plant. (Girard) 6"- 10"

Violetta (Matvatica x R. indicum)

Sun	Low 2'	April	Lavender Pink	-10°F.
-----	--------	-------	---------------	--------

This broadly spreading plant is covered with dense small green leaves and a prodigious showing of 2"- 2¼" single blush lavender-pink blooms beautifully accented by a magenta eye in the throat. (Glenn Dale) 6"- 10"

Vltava (Kurume hybrids x R. yedoense var. poukhanense)

Sun or Part Shade	Low 2'	Mid-May	Pink	0°F.
-------------------	--------	---------	------	------

A proliferation of small single 1¼" vivid pink blooms amply produced on a dense and compact plant. (Czechoslovakian - Jelinch) 6"- 10"

Vuyk's Scarlet

Sun	Medium 3'	Late May	Scarlet	-10°F.
-----	-----------	----------	---------	--------

Large single scarlet blooms cover this low and spreading plant with medium sized deep green leaves. (Vuykiana) 6"- 10", 10"- 12"

White Dwarf

Sun or Part Shade	Dwarf 1½'	Mid-June	White	0°F.
-------------------	-----------	----------	-------	------

Generously produced small single white blooms cover this rounded framework of shiny deep green leaves. 6"- 10"

***White Rosebud** (Vervaeenianum Album x Rosebud)

Sun or Part Shade	Low 2'	Mid-May	Double White	-10°F.
-------------------	--------	---------	--------------	--------

Double (like a rosebud) white blooms eclipse this upright and spreading plant with medium sized matte green foliage. Some susceptibility to azalea leaf gall. (Kehr) 10"- 12", 12"- 15"

Williamsburg (Gumpo x Wakaebisu)

Sun or Part Shade	Low 2'	Mid-June	White	-3°F.
-------------------	--------	----------	-------	-------

Hose-in-hose snowy white flowers with wavy margins and a greenish-yellow throat are randomly appointed with vivid red-orange flecks and stripes. This dense plant has emerald green leaves. (McDonald) 6"- 10"

***Wintergreen** (R. nakaharae O.P.)

Sun or Part Shade	Dwarf 1'	Mid-June	Red	-5°F.
-------------------	----------	----------	-----	-------

Waves of single 2½" medium-red blooms beautifully cover this prostrate, spreading and dense plant. Good for hanging baskets and as a ground cover. (Rokujo) 6"- 10", 10"- 12"

Wombat (R. nakaharae 'Mariko' x Gaiety)

Sun or Part Shade	Low 2'	Late May	Salmon-Pink	0°F.
-------------------	--------	----------	-------------	------

A wonderfully dense and spreading plant exhibiting dark forest green leaves lightly mollified with brown hairs. The single 2" salmon-pink flowers are borne with great freedom. (Cox) 10"- 12"

Gift Certificates for all occasions

Ground Covers & Perennials

There are an extraordinary number of superb ground covers and perennials that can beautify your landscaping as well as reduce maintenance. Once these plants are established they remain almost carefree and everlasting. They can be grown in full sun and/or part shade, or in difficult areas such as steep slopes or a substitute for lawn care. The following list of plants indicate, in large part, what is available. However, call (800) 952-2404, as our inventory often changes from week to week. **In order to conserve space, new items are not highlighted in bold. (Perennial section only).**

Achillea - *Asteraceae* - **Yarrow** - **Seduction Series** - This series will entice you with its tidy habit and uniform flowering. Featuring strong stems, compact shapes and better branching and uniform blossom heights that translate to more flowers on an even canopy. Grows 12"- 24" tall and 24" wide. Plant in full sun. (-30°F.) gallon \$10.00

Peachy Seduction - Peachy-pink flowers.

Saucy Seduction - Deep rose flower clusters.

Strawberry Seduction - Red flowers with a yellow center.

Agastache - *Lamiaceae* - Long blooming plant with tubular flowers borne in whorls on spikes above very aromatic foliage. Attracts bees and hummingbirds. Grows 12"- 18" tall and 18"- 24" wide. Plant in sun or part shade. (-20°F.) gallon \$10.00

aurantiaca - **Coronado** - Yellow flowers are streaked with orange. Silvery green, mint scented foliage.

cana - **Sonoran Sunset** - Large lavender rose flowers on an upright grower with blue-green foliage.

rupestris - **Sunset** - Bright orange and rose pink tubular blooms on finely textured gray foliage. Forms a beautiful upright clump.

Ajuga - *Lamiaceae* - **Bugleweed** - The spring flower spikes and interesting foliage provide color and texture in the garden. Makes an excellent ground cover or addition to containers needing year-round appeal. Grows 6"- 8" tall and 18" wide. Plant in sun or part shade. (-30°F.) 4" pot \$3.50

reptans - **Black Scallop** - Deep blue flower spikes complemented by dark burgundy to almost black foliage. Glossy, crinkled leaves with scalloped edges.

Alcea - *Malvaceae* - **Hollyhock** - Old-fashioned garden favorite that bears many large single or double flowers on tall stalks. These plants need sunny well-drained soil and bloom from July-August. Grows 72" tall and 24" wide. (-40°F.) 4" pot \$3.50

Chater's Series - Double flowers on tall stalks. **Apricot - Purple - Red-Salmon-Pink - White - Yellow.**

rosea - **Halo Red** - Very large, single, dark magenta flowers with a central yellow halo.

rosea - **Nigra** - Double maroon petals appear to be almost black.

Anemone - *Ranunculaceae* - **Japanese** (Fall Blooming) - The following groups are excellent as cut flowers as they all grow 3'- 4' tall and spread to 3' wide, blooming from August to frost, therefore should be incorporated with other fall blooming perennials as a possible background.

hupehensis var. japonica - **Pamina** - Semi-double deep rose flowers that grow 35"- 40" tall and 24" wide. gallon \$12.50

hybrida - **Honorine Jobert** - Large, single, white flowers on a plant that reaches 30"- 48" tall and 36" wide. gallon \$12.50

Aquilegia - *Ranunculaceae* - **Columbine** - Columbines are hardy to -40°F. Plant in well-drained, moist soils. In warmer areas locate plants in part shade or in milder areas, plant in full sun. Plants have the greatest distribution in the Northern temperate zone. Remove old stems for next flowering season. Plants will also produce seed, thus will self-sow or reseed new offspring. Columbines will also attract hummingbirds. This woodland perennial herb has airy and lacy lobed green leaves with delicate 3" flowers and long spurs ranging in height from 2" to 4". Blooms have a prismatic range of color in either a nodding or erect format, or in a single or double flower shape, and with sepals and petals displayed in contrasting colors and bloom from April through June.

canadensis - **Little Lanterns** - Deep red blooms with yellow corolla held on wiry stems, above green-blue foliage. Compact, dwarf growing 12" tall as wide. gallon \$10.00

Dragonfly Hybrids - White sepals and petals displaying mostly contrasting colors of white, pink, red, yellow, rose and blue on a plant 12"- 24" wide plant and 18" tall. gallon \$10.00

flabellata - **Cameo Mix** - Very compact plant that grows 5" high with a 5" spread, parading mixed colors of blue/white, pink/white, deep rose/white and light pink/white. 4" pot \$3.50

Fragrant Fantasy - This mix comes in a wide range of colors and flower forms, including pompoms and long-spurred blossoms that are very fragrant. Grows 24" tall and 30" wide. 4" pot \$3.50

viridiflora - **Chocolate Soldier** - Sweetly fragrant chocolate brown and green nodding flowers with blue-green, ferny foliage. 4" pot \$3.50

Origami Series - Wonderfully large flowers with long sepals in blue, pink, or red with white center petals are presented on a plant that grows 16"- 18" tall and spreads to 16". These are excellent as cut flowers and bloom from May through June.

Blue & White - Red & White - 4" pot \$3.50, gallon \$10.00

Arabis - *Brassicaceae* - **Rockcress** - A low growing 4"- 6" high and a 12"- 18" spreading evergreen ground cover, suitable for rock gardens, borders, etc. Attractive year-round foliage with pink or white blooms in March thru May. (-30°F.) Plant in sun and well-drained soil. Shear after bloom to control growth. 4" pot \$3.50

caucasica - **Snowcap** - White flowers.

caucasica - **Variegata** - Silvery green foliage with milky-white variegation.

x arendsii - **Compinkie** - Bright rose pink flowers.

blepharophylla - **Spring Charm** - Magenta flowers presented on 6" stalks above the foliage.

Arenaria - *Caryophyllaceae* - **Sandwort** - **montana** - A low, dense, evergreen ground cover with tiny white delicate flowers (May-June). Good plant for rock gardens. Plant in sun or part shade and grows 4"- 6" tall and spreads to 10"- 12". 4" pot \$3.50

Astilbe - *Saxifragaceae* - **False Spiraea, Meadow Sweet** - A great plant for shaded areas or in regions with cooler summers, full exposure is very possible. Plant in rich soil with regular water. Attractive leaves are divided with toothed or cut leaflets or simply lobed with cut margins. Airy plume-like flower cluster of white, pink, red appear above. Divide plants every three years. Blooms June-July. Can be used as a cut flower or dried. Hardy to (-40°F.)

x arendsii - **Fanal** - Deep pomegranate red flower plumes grace this show stopper. gallon \$12.50

Beauty of Ernst - Bright green foliage in the spring, shifting to rich burgundy and purple, with all three colors displayed at the same time. Gold, orange and russet tones for fall. Pale pink flower plumes. gallon \$12.50

Delft Lace - Deep blue green glossy foliage with soft peach flowers on red stems. gallon \$12.50

Montgomery - Dark red, triangular flower plumes above a glossy deep green mound. gallon \$12.50

Key Series - This series has a very compact habit, and features finely textured, glossy deep green foliage with contrasting stems. It makes a stunning midsummer display. Grows 16" tall and 14" wide. gallon \$12.50

Key Largo - Deep bright pink flowers in triangular clusters

Key West - Clusters of carmine red flowers. Foliage darkens with age.

Aubrieta - *Brassicaceae* - A low growing plant (4"- 8") exhibiting a dense mat of gray-green leaves with a 10" spread and a mass of small blooms from April through June. Excellent plant for borders and rock gardens. Requires water before and after bloom, however, will tolerate some drought thereafter. After bloom shear back flowers. Prefers full sun and cool summers. (-30°F.)

Audrey™ Purple Red Mix - Small but plentiful flowers bloom in vivid shades of red and purple. 4" pot \$3.50

Axcent™ Series - Compact, large flowers that bloom earlier and longer than other varieties. Heat and disease resistant. Blooms March-April.
Blue with eye - Dark Red - Violet with Eye. 4" pot \$3.50

Aurinia - *Brassicaceae* - **Alyssum** - *saxatilis* - **Compacta** - (-30°F.) Bright golden yellow flowers and grayish green leaves on a plant that grows 12" tall as wide. Blooms in April. Plant in sun or part shade. Good for spring rock gardens. 4" pot \$3.50

Bellis - *Asteraceae* - **English Daisy** - A bounty of red, pink, or white daisy-type blooms (April-June) on 3"- 6" stems displayed above a bushy compact plant spreading to 8" with dark green 1"- 2" long leaves. Plant in sun or part shade. (-30°F.) 4" pot \$3.50

Galaxy Mix - Compact plants bear semidouble flowers.

Super Enorma Mix - Full 3" double flowers of red, pink, white.

Bellium - *Asteraceae* - *minutum* - (0°F.) Miniature daisy flowers blanket this wonderful groundcover in early spring. Deciduous and seeds freely. Endures light foot traffic. Full sun to partial shade. Grows 1"- 2" high and spreads to 12". 4" pot \$3.50

Bergenia - *Saxifragaceae* - **Heart-Leaf Bergenia** - These ornamental plants have striking, thick, glossy heart-shaped leaves that should be planted in sun or filtered shade with regular watering and good soil. Older clumps may need to be divided. (-40°F.)

Bressingham Ruby - This plant grows 14" tall and spreads to 12", accented with vivid red flowers in spring. The juvenile top leaf surface is a glossy dark green interfaced with mahogany colored below that changes in winter to a bright mahogany. gallon \$15.00

BULBS

Galanthus - *Amaryllidaceae* - **Snowdrop** - Dainty white bellflowers dangle gracefully on upright stems in early spring. Flowers are slightly fragrant. Grows 6"- 9" tall and 6" wide. (-40°F.) 4" pot \$6.00

Double Snowdrop - Double nodding fragrant white flowers. 4" pot \$6.00

Hyacinthus - *Liliaceae* - **Hyacinth** - Delightfully fragrant thick flower spikes that grow 8"- 10" tall and spread to 6"- 8" wide. Plant in full sun to light shade, in moist, well-drained soil. Water should be applied on a regular basis during the growth and blooming cycle. Plant bulbs 4"- 5" deep in the fall. Sword-like leaves may be arching or erect. (-30°F.) Blooms show color in February/March.

orientalis - **Blue Star** - Deep Blue. 4" pot \$4.00

orientalis - **Jan Bos** - Carmine red. 4" pot \$4.00

orientalis - **Pink Pearl** - Bright pink. 4" pot \$4.00

orientalis - **Woodstock** - Dark purple. 4" pot \$4.00

Iris - *Iridaceae* - Sword-like leaves held mostly erect interfaced with beardless flowers. Fall plantings should be in full sun and especially well-drained soil. Plant bulbs 3"- 4" deep and water on a regular basis. Soil should be dry in the summer months when dormancy occurs. Separate when vitality seems to wane. (-30°F.)

bucharica - Delightfully fragrant creamy-white flowers are highlighted by a bright yellow throat that shows color in May. Lush green leaves grow 8"- 16" tall spreading to 18" wide. 4" pot \$5.00

pallida - **Aurea Variegata** - Blue-green, sword-shaped foliage with gold stripes, displaying fragrant violet-blue flowers. Grows 24" tall spreading to 18" wide. gallon \$12.50

Narcissus - *Amaryllidaceae* - **Daffodil, Jonquil** - The name 'Narcissus' indicates an earlier blooming plant with masses of smaller flowers. Plant in well-drained soil along with plenty of sunlight. Bulbs should be planted in the fall nearly twice as deep as tall (3"- 6"). Water regularly during the growth and bloom cycle. (-30°F.)

Jack Snipe - Plants grow 8"- 12" tall and spread to 8" wide. Snow white blooms of March/April have a yellow center. 4" pot \$4.00

Jetfire - Bright butter yellow petals flare back from the orange cup. Grows 12" tall and spreads to 8". 4" pot \$4.00

Martinette - Bright yellow flowers with a small but vivid orange cup. Grows 6" tall as wide. 4" pot \$4.00

Minnow - Lemon yellow petal surround a yellow cup. Grows 8" tall and spreads to 6". 4" pot \$4.00

Tête à Tête - Small vivid yellow flowers exhibited on a plant that grows 6"- 8" tall and spreads 8"- 10" wide. 4" pot \$4.00

Tulipa - *Liliaceae* - **Tulip** - Plant in full sun with well-drained rich soil. It is very helpful to refrigerate bulbs for approximately 6 weeks before planting in the ground. Protect bulbs from moles and other critters by placing chicken wire around the area. Plant in the fall and place bulbs at a depth of 3x their width. Species tulips are more likely to carry on year after year than hybrids. We dig our tulips each year and again plant in the fall. 4" pot \$4.00

Burgundy Lace - Large, wine red flowers with a finely ruffled edge.

Caractere - Bright sunshine yellow.

Pink Impression - Large pink flowers blushed with rose and apricot.

Red Riding Hood - Vivid red pointed petals are presented above spotted green leaves underscored with purple. Plant grows 12" tall and spreads 4"- 6". (-30°F.) (March/April)

Brunnera - *Boraginaceae* - A terrific perennial for shade gardens. Heart shaped foliage is decorated with small forget-me-not flowers in late spring. Full shade and moist rich soil. Growth habit is 12" tall and 15" wide. Hardy to (-40°F.) gallon \$15.00

macrophylla - **Jack Frost** - Rounded, frosty silver leaves with green borders and narrow green veins. Blue flowers.

macrophylla - **Sea Heart** - Pink and blue, two-toned flowers with silvery leaves that have prominent sark green veins.

macrophylla - **Silver Heart** - Clusters of tiny blue flowers with large pure silver leaves.

Campanula - *Campanulaceae* - **Bellflower** - Most plants are hardy to (-30°F) and require full sun or part shade in hot summer regions. Must have well-drained soil. This group of plants are comprised of nearly 300 species, that trail or creep, are tufted miniatures or tall, erect kinds from 1'- 6'. Must bait for slugs and snails, especially on low growing varieties. Use campanulas in rock gardens, containers, hanging baskets and as ground covers. Tall, erect growers can be used as borders.

Birch Hybrids - A bounty of dark violet nodding bell-shaped flowers (July-September), above rich green spreading foliage. Plants grow 4"- 8" tall and spread to 12". gallon \$9.00

medium var. calycanthema - **Cup and Saucer Mix** - Spikes of blue, rose, and white cup-shaped flowers with an unusual "saucer" at its base. Grows 6"- 9" tall and 24" wide. (May-July) 4" pot \$3.50

Canterbury Bells Type - Classic cottage garden perennials, these feature masses of cup-shaped blossoms carried on tall stems growing 30" tall and 24" wide. (May-July)

Blue - Rose - 4" pot \$3.50

Ringsabell Series - The Bellflowers feature compact, tidy foliage that is less aggressive than others of their type. Dark stems rise above the foliage to hold dangling bells with perky scalloped edges. Grows 15" tall as wide. (May-July) gallon \$12.50

Indigo Blue - Deep purplish blue flowers.

Mulberry Rose - Rose-pink flowers.

Cerastium - *Caryophyllaceae* - **Snow in Summer** - **Alpinum var. lanatum** - A dense carpet of silvery-gray leaves are covered with masses of white flowers that bloom from May through June. This plant spreads 12"- 18" and grows 2"- 4" tall. This very durable plant is drought tolerant and adaptable to different soil types. However poor drainage will cause root rot. Shear after bloom to prevent shagginess. Divide plants in fall or early spring. (-40°F.) 4" pot \$3.50

Coreopsis - *Asteraceae* - **Tickweed** - An easy growing perennial that blooms all summer (June-Sept.) displaying a bounty of sunny yellow to orange-maroon to red-pink flowers. Remove spent flowers as needed. Once established plants thrive on minimal water.

auriculata - **Nana** - Vivid golden-orange daisy-like blooms show-off color from June into fall on 6"- 12" tall plants that spread to 12". Hardy to -30°F. gallon \$10.00

Li'l Bang Daybreak - Single red flowers with a vibrant yellow orange edge. Dark green foliage on a plant growing 10" tall and 18" wide. Hardy to -20°F. gallon \$12.50

Sienna Sunset - This large, burnt sienna daisy lightens to orange as it matures. Grows 16"- 20" tall by 24" wide. Shows color from April-September. Hardy to -20°F. gallon \$12.50

Corydalis - *papaveraceae* - Most varieties form clumps and prefer a woodland or shade area. Showy flowers are arranged in clusters. Blooms from May-July. Hardy to -10°F. 4.5" pot \$12.50

Canary Feathers - Clusters of large yellow flowers with showy blue green leaves growing 9" tall and 10" wide.

curviflora ssp. rosthornii - **Blue Heron** - Clusters of true blue, fragrant flowers accented by finely textured, gray green leaves with cinnamon stems growing 9" tall and 12" wide.

flexuosa - **Purple Leaf** - Rich blue flowers in clusters displayed above compact, dark green and burgundy foliage, growing 10" x 18".

ochroleuca - Clusters of creamy white flowers tipped with yellow. Finely cut, gray-green mounding foliage. Grows 12" tall as wide.

quantmeyeriana - **Chocolate Stars** - Mounding, chocolate covered foliage matures to green in the summer on a plant growing 16" x 16". Dainty white blooms with a lavender blush. gallon \$15.00

Crocasmia - *Iridaceae* - **crocasmiflora** - **Montbretia** - A great plant for slopes and borders, where they can be located in full sun and in well-drained soil. Sword-like leaves from a basal clump interface with arching stems that support masses of small lily-like flowers that bloom in July and August. Grows 18"- 30" tall and 15"- 18" wide. Hardy to -10°F. gallon \$12.50

crocasmiflora - **Emily McKenzie** - Clear orange, funnel-shaped blooms with a darker throat.

crocasmiflora - **George Davison** - Dark yellow funnel-shaped blooms.

Lucifer - Bright rich red blooms.

Yellow Lucifer - Bright yellow blooms that are large and showy.

Delphinium - *Ranunculaceae* - This group of plants need rich, porous soil with regular fertilizing and water. Add a small amount of super-phosphate into the bottom of the transplanting hole prior to placing the plant within. Do not cover root crown. Plant in full sun. Great plants for borders and cut flowers. Blooms from June-August, and most are hardy to -40°F.

Magic Fountains Mix - Includes white, lilac and a number of blue shades. gallon \$12.50

New Millennium Stars Mix - Sturdy, strong spikes of flowers that are often double or semidouble ranging in colors of blue, pink and white. gallon \$12.50

Red Caroline - Phenomenal coral-red flowers above deep green foliage. gallon \$12.50

Dianthus - *Caryophyllaceae* - **Pinks** - The best color usually occurs in June-July, however these very fragrant plants sometime bloom in the fall. Use for cut flowers, rock gardens and borders. Prefers full sun and well drained soils. Shear off faded blooms. Use this plant with Alyssum, Candy Tuft and Pot of Gold - a great combination. (-40°F.)

Early Bird™ Series - Very early blooming, fragrant, double Pinks that with deadheading, bloom from April-October. Blue-green foliage make these perfect for window boxes, hanging baskets, and container. (-10°F.) Grows 4"- 8" tall and 8"- 10" wide. 4" round \$5.00

Chili - Interesting dark coral.

Fizzy - Lavender blooms with a maroon eye.

Frosty - Pure white.

Radiance - Rich crimson red.

Star Series - An exciting new series of Dianthus which is long blooming with compact mounding foliage. Prefers full sun and moist, well-drained soil. Grows 7" tall by 8" wide. (-30°F)

Fire Star - Vivid fire red blossoms with a darker crimson around the eye. Lovely fragrance of cloves. gallon \$10.00

Neon Star - Bright magenta flowers with silvery blue foliage. gallon \$10.00

Dianthus - *Caryophyllaceae* - **Carnation** - (-30°F.) Compact growing plant with flowers on sturdy stems, suitable for cutting. Flowers have a lovely fragrance that makes this an excellent choice for beds and containers. Growth habit is 10"- 14" tall as wide. Plant in full sun or part shade. Blooms in April-June. gallon \$10.00

Devon Cottage™ Rosie Cheeks - Vibrant pink flowers.

Devon Cottage™ Ruby's Tuesday - Deep crimson red flowers.

Dianthus - *Caryophyllaceae* - **Sweet William** - (-30°F.) Compact growing plant with lovely fragrant flowers which are ideal for cutting. Plant grows 12"- 18" tall and spread to 12". Plant in full sun or part shade.

barbatus - **Indian Carpet** - Clusters of flowers in mixed shades of reds and pinks on mounds of rich green foliage. 4" pot \$3.50

barbatus - **Sooty** - Lovely burgundy black flowers. Winter color is a nice bronze. 4" pot \$3.50

Dicentra - *Papaveraceae* - **Bleeding Heart** - Pendulous heart-shaped rose and white blooms are exhibited on leafless arching stems (April-May). Finely cut blue-green foliage covers a 24"- 36" plant structure. Foliage dies back in summer after blooming. Needs shade. (-40°F.)

peregrina x eximia - **Burning Hearts** - Valentine red flowers, outlined in white. Grows 10" tall and spreads to 12". 4.5" pot \$12.50

spectabilis - **Alba** - A beautiful white form of an old-fashioned favorite. gallon \$15.00

spectabilis - **Gold Heart** - Vigorous new growth is bright gold, maturing to lime green on a plant that grows 24" tall as wide, with dainty, pinkish red heart-shaped blooms. (-30°F.) 4.5" pot \$12.50

spectabilis - **Pink** - This old fashioned plant has 1" heart-shaped blooms of pink. gallon \$15.00

spectabilis - **Valentine** - Clusters of red, heart-shaped blooms. Grows 24" tall as wide. gallon \$15.00

Digitalis - *Scrophulariaceae* - **Foxglove** - These hummingbird friendly 2"- 3" tubular blooms have freckling within and are produced along the top 1'- 2' of bold, erect 2'- 7' stems. Light woolly green leaves are presented below the flower area. Plant in full sun or filtered shade and well-drained soil. Most plants are hardy to -30°F.

Goldcrest - Apricot yellow bells with brown freckles hang in loose clusters from sturdy upright stems. Smooth, lance-like dark green leaves. Grows 18" tall and 12" wide. gallon \$12.50

purpurea - **Foxy Hybrids** - A beautiful mix of red, pink, cream and white flower spikes (24"- 36") accented with deep burgundy freckling within. gallon \$12.50

Echinacea - *Asteraceae* - A North American native, it produces a daisy flower with a pronounced central cone. Blooming in summer, the flowers are excellent for cutting and attracting butterflies and bees. They make a bold statement in sunny borders and the new shorter varieties are outstanding in smaller gardens and containers. Hardy to -40°. gallon \$16.00

Cheyenne Spirit - A mix of single flowers in brilliant red, orange, purple, scarlet, cream, yellow and white above dark green foliage. Grows 18" tall and spreads to 16".

Flame Thrower - Fragrant red orange, bicolored petals taper to yellow orange surrounding a dark cone. Grows 40" tall as wide.

Green Envy - As jade green flowers mature, the petals elongate and take on a magenta blush for a wonderful bicolored effect. Grows 36" tall x 18" wide.

Hot Summer - Large blooms open in a enticing shade of mango and mature to rosy orange. The multicolored effect on a single plant is unique and eye catching. Grows 36" high and spreads to 24".

emerald green cone. Flowers are sweetly fragrant and do not change color as they age. Grows 20" high and spreads to 8".

Tomato Soup - The perfect accompaniment to Mac 'n' Cheese, warm and vibrant tomato red flowers on a plant that grows 36" tall as wide.

Big Sky™ Series - These fragrant beauties are a major breakthrough in Echinacea breeding. The basal-branching habit results in a stocky, sturdy plant with many flower stems. Blossoms are large, with wide petals and unusual colors. Growth habits range from 18"- 30" tall to 18" wide. Hardy to -20°F. gallon \$16.00

After Midnight - Dark reddish purple blooms with a black cone.

Solar Flare - Wide coral petal with a dark cone.

Sunrise - Large, bright lemon-yellow flowers with golden green cone and drooping petals.

Cone-flections Series - There is a range of size and colors in this series. Reliably hardy, stocky plants with strong, sturdy stems. Stunning in mass planting or in large containers. Hardy to -30°F. gallon \$16.00

Hot Papaya - Red-orange, double cones with falling tails. Wonderful dark, sturdy flower stems on a plant growing 32" tall and 24" wide.

Marmalade - Bright tangerine orange to warm marmalade colored double flowered form. Its two-toned color changes with the day and with the light. Grows 30" tall as wide.

Pink Bonbon - Medium pink flowers that form a true pompon. Very compact growing to 15" tall and 24" wide.

purpurea - **Coconut Lime** - Double, creamy white pompon with a pale lime green cone that grows 24" tall and 12" wide.

purpurea - **Raspberry Truffle** - Reddish pink to salmon coral blossoms above chocolate stems growing 30" tall as wide.

Southern Belle - Fabulous double pompons with short ray petals that are deep magenta and mature to soft pink. Grows 30" tall as wide.

PowWow Series - This selection flowers their first year with more blooms than other seed varieties. Compact and uniform grower to 16" tall as wide. Hardy to -30°F. gallon \$16.00

White - Large, pure white blooms with a yellow eye.

Wild Berry - Large, rose pink flowers with a dark rose cone.

Eryngium - *Apiaceae* - **Sea Holly** - Stiff branched plant with thistlelike flower heads. Upright plant best grown in full sun. Blooms from July-September. 30" tall as wide. (-20°F.) gallon \$15.00

Sapphire Blue - Steely blue surrounded by intense blue bracts.

zabelii - **Big Blue** - Large iridescent blue thistle-like flowers on tall, erect blue stems.

Erysimum - *Brassicaceae* - **Wallflower** - An old-fashioned favorite. Wallflowers are among the first to bloom in the spring. Shrublike, usually fragrant, they come in a wide variety of colors and are mostly evergreen. Some varieties continue blooming all summer. They make excellent cut flowers.

Apricot Twist - (0°F.) Compact and bushy, with bright apricot orange flowers. Grows 10" tall and 24" wide. gallon \$10.00

Fragrant Star - (-10°F.) Very fragrant, bright yellow flowers displayed on variegated green and yellow foliage. Compact grower to 12" tall and 24" wide. gallon \$10.00

Glow™ Series - (0°F.) This hardy series features a low dense habit with an abundance of honey-scented flowers in tight clusters close to the small leaves. Grows 9" tall and 18" wide. 4" pot \$4.00

Golden - Bright golden flowers.

Orange - Citrus orange flowers.

Poem Series - (0°F.) One of the earliest to bloom, this series has fragrant, medium-sized blossoms in a range of lovely pastel colors against dark green, busy foliage. Grows 12" tall and 18" wide. 4" rd. pots \$6.00

Lavender - Lovely lavender flowers.

Pastel - Pale primrose blooms darken to soft lavender.

Euphorbia - *Euphorbiaceae* - **Spurge** - This complete group of plants are primarily noted for their impressive foliage and contrasting bracts. Plant in full sun or filtered shade with limited to moderate watering and well-drained soil. Protect from plant fluids as they can irritate skin.

amygdaloides - **Ruby Glow** - Bright ruby red growth darkens to almost black by summers end, turning rich and dusty in winter. The stems and leaf reverse are also red, while chartreuse bracts provide vivid color contrast. Grows 10"- 12" tall and 18" wide. *x martini* - gallon \$12.50

characias - **Tasmanian Tiger** - (0°F.) This fantastic Euphorbia has leaves that are white with a dark green center, hence the tiger name. In spring the bracts emerge white and creamy yellow with a bowtie-shaped green blotch in the center. Grows 15" tall and 18" wide. gallon \$12.50

characias ssp. wulfenii - **Shorty** - Blue-green foliage on this compact and mounding plant with large bright yellow flower heads in late winter or early spring. In fall foliage mellows to a softer green, tinged with glowing rosy tips. Grows 15" tall as wide. (0°F.) gallon \$12.50

x martini - **Ascot Rainbow** - Foliage is a blend of dark green, gold and lime, dusted with rose tips in cool weather. Cream and green flowers are held on reddish stems. Compact and slightly spreading to 20" tall as wide. (-10°F.) gallon \$12.50

x martini - **Tiny Tim** - Fresh green foliage with burgundy stems on this compact dwarf. Light green flower bracts have bright red centers on a plant growing 12" tall and 18" wide. (-10°F.) gallon \$12.50

FERNS

Ferns (Hardiness ranges from 0°F. to -30°F.) An especially inviting appearance, whether used as a back ground plant, ground covers, or in borders, ferns flood the garden with their graceful textures, variety of heights and delicate shades of green to naturalize the landscape. Easily grown in almost any space of the garden, however enriched, moist soil is helpful. They require full shade to part sun. Grooming may be necessary. When new growth appears, cut off dead or injured fronds near ground level. A small application of fertilizers should be given at frequent intervals.

Adiantum - var. *venustum* - **Himalayan** - (-20°F.) Delicate lace-like fronds of bright green in spring maturing to blue-green on black stalks. Bronze bluish in winter. This semi-evergreen plant spreads slowly to 9" and grows 12" tall. gallon \$12.50

Adiantum - var. *aleuticum* - **Western Maiden Hair** - (-30°F.) This deciduous fern produces fronds that are arching with 3 to 5 finger-like divisions. Grows 12"- 30" tall and spreads 24"- 30" wide. gallon \$12.50

Asplenium - *scolopendrium* - **Hart's Tongue** - (-30°F.) This evergreen fern displays lustrous somewhat pointed tongue-shaped fronds that grow 12"- 18" tall and spread to 18". \$12.50

Athyrium - *filix-femina* - **Lady** - (-40°F.) A graceful, lacy fern with bright green fronds and dark stems. Upright growing to 24" tall as wide. gallon \$12.50

Athyrium - *niponicum* - **Japanese Painted** - (-30°F.) This plant was selected as the 2004 Perennial Plant of the Year. The deciduous fern presents soft gun-metal gray-green fronds with tones of burgundy and blue. The plant grows 12"- 24" tall and spreads to 24". gallon \$12.50

Cyrtomium - *falcatum* - **Japanese Holly** - (-10°F.) - A very interesting semi-evergreen plant with pointed holly-shaped leaves that blankets a plant that grows 18"- 24" tall and spreads to 18". \$12.50

Dryopteris - *x complexa* - **Robust Male** - (-20°F.) - This is a drought tolerant semi-evergreen plant mantled with green, arching, delicate fronds that grow 24"- 36" tall and spreads to 24". \$12.50

Polystichum - *munitum* - **Western Sword** - (-10°F.) - This Pacific Northwest native generates evergreen foliage all year, incorporating leathery deep green fronds that grow 24"- 30" tall and spread to 24". 4" pot \$6.00, gallon \$12.50

Polystichum - *polyblepharum* - **Japanese Tassel** - (-10°F.) - Another evergreen fern with wide lustrous green fronds that canopy the plant forming a random structure 18"- 24" tall and 24" wide. Gallon \$12.50

This is our short list of ferns. We carry many other varieties.

FUCHSIA - HARDY

Fuchsia - *Onagraceae* - **Frost Hardy** - Plant in partly shaded conditions with regular watering and well-drained soil along with modest amounts of fertilizer. This deciduous shrub exhibits a wealth of pendulous flowers on willowy arching branches. Prune branches to the ground each spring. Plants grow from 18"- 48" tall and spread to 36" wide incorporating long blooming flowers from June through the first frost. Great plant for hummingbirds. (0°F.) gallon \$12.50

Alice Hoffman - Rose-pink sepals and white corollas.

Army Nurse - A double bloom with red sepal and violet corollas.

Checkerboard - Red corolla is held beneath white petals tipped by a bright red tubular cap.

Chillerton Beauty - Flowers are 2" long with pink sepals and deep violet corollas.

Delta's Sarah - Large, semidouble flowers with striking violet to blue corolla and white sepals.

Little Giant - Smaller, narrow flowers on an upright plant with deep magenta sepals and blue-violet petals.

m.var. molinae - **Sharpitor** - This shrubby cultivar has green leaves edged with creamy yellow and is adorned with pendulous soft pink flowers from early summer until hard frost. gallon \$12.50

Neon Tricolor - Unique blooms of hot pink at the base fading to white with lime green at the tips and a contrasting bright orange corolla. Dark green foliage.

Pat's Dream - Large, bright pink flowers with a medium purple corolla.

Queen Esther - Magenta-purple corolla glows underneath creamy pale pinkish white sepals.

Tom Thumb - Good-sized flowers on a compact plant with rose-scarlet sepals and violet corollas.

Tom West - Exquisite variegated foliage in creamy white, green and rosy pink. Single blossoms of red sepals and purple corollas.

Gaillardia - *Asteraceae* - **Blanket Flower** - Plant in full sun with moderate watering along with well-drained soil. Plant will also accept poor soil and some water deficiency. Makes a great cut flower, which allows for continued bloom from June through September.

Arizona Series - (-40°F.) The Arizonas bloom early and long. With a compact and tidy habit to 12" tall as wide, each variety in the series matches the others well in size, form and bloom time. gallon \$12.50

Arizona Apricot - Apricot and yellow flowers

Arizona Sun - Red flowers with golden yellow tips and grayish green foliage.

Burgundy - (-30°F.) Deep wine red blooms. 4" pot \$3.50

Fanfare Series - (-20°F.) Pinwheel flowers with fluted petals are exceptionally long blooming. Plant forms a compact mound that grows 12"- 16" tall and 18" wide. gallon \$12.50

Fanfare Blaze - Warm, deep orange flowers.

Galium - *Odoratum* - **Sweet Woodruff** - (-30°F.) Small fragrant clusters of diminutive white (May-June) flowers held above attractive low and spreading evergreen foliage. This perennial is best planted in shaded

locations with ample moisture. Self-seeding ground cover that grows 6"- 12" high and 12" wide. 4" pot \$3.50

Gaultheria - Ericaceae - Wintergreen - (-30°F.) A spreading and prostrate growing evergreen plant displaying glossy dark green leaves and small white summer flowers followed by showy red berries in the late fall and winter. Leaves and berries have a mint flavor. Plant in part shade 1 ft. apart. Requires water throughout the summer months. 4" pot \$4.00, gallon \$12.50

Gaura - Onagraceae - Flowers blossom up the spike, giving the illusion of tiny butterflies in the garden. Will bloom from spring into the fall. Likes well-drained soil and can tolerate some drought and heat. (-10°F.) Grows 24" tall and 18" wide. \$12.50

lindlindheimeri - Passionate Blush - New foliage is burgundy, eventually morphing to pink and green with white edges. Medium pink flowers. 4" pot \$3.50

Geranium - Geraniaceae - Cranesbill - Hardy geraniums offer a variety of growing habits and bloom times. Colors range from white to pink, fuchsia, purple and blue. Plant in sun or part shade. Deer and rabbit resistant. gallon \$12.50

himalayense - Birch Double - (-30°F.) Bright lilac pink, double flowers with purple veins. Dainty green leaves turn orange-red in the fall. A nice mounding ground cover growing 10" tall and spreading to 24".

phaeum - Springtime - (-30°F.) Small, dark maroon flowers above bright green spring foliage with maroon and white markings. Grows 15" tall and spreads to 12".

pratense - Hocus Pocus - (-30°F.) Dark bronzy green foliage with bronze stems complements long-blooming, single, lavender purple flowers on a compact plant growing 14" tall and 18" wide.

wallichianum - Sweet Hardy - (-30°F.) Brilliant tricolored blooms are bluish purple with a pink ring surrounding a white eye. Nice green foliage with yellow markings. Very prostrate growing habit, making for a great ground cover to 12" tall and 20" wide.

Geum - Rosaceae - Grecian Rose - This plant requires full sun to part shade in ordinary soil. Somewhat drought tolerant once established. Nice plant for use as a border. Plant grow 9"- 12" tall and spreads to 24".

Blazing Sunset - (-40°F.) Double scarlet blossoms are larger than other varieties and bloom from May thru September. 4" pot \$3.50

Borisii - (-40°F.) Bright orange flowers on this dense, clump-forming plant that blooms in May. 4" pot \$3.50

Cocktails™ Series - (-30°F.) Semi-double flower with ruffled petals and interesting colors. gallon \$12.50

Cosmopolitan - Pink, rose and cream colored flowers growing 24" tall and spreading to 18".

Sangria - Bright red semi-double blooms. Grows 36" tall and 24" wide.

Lady Stratheden - (-20°F.) Semidouble, yellow flowers. 4" pot 3.50

Mango Lassi - (-20°F.) Large and delicate soft orange double flowers take on shades of apricot to mango. gallon \$12.50

GRASSES - ORNAMENTAL

Carex - Ice Dance - (-20°F.) Semi-evergreen, dark green leaves with white borders. A dense, spreading habit to 24" and 12"- 18" tall. gallon \$10.00

Carex - oshimensis - Everest - (-20°F.) Distinctive deep green blades with a bright white edge. Grows 18" high and 12" wide. gallon \$12.50

Carex - oshimensis - Evergold - (-20°F.) Striped dark green foliage with a creamy center. Dramatic arching form best planted as a mass. Grows 9"- 12" high and 24" wide. gallon \$12.50

Carex - oshimensis - Everillo - (-20°F.) Brilliant lime green leaves turn golden with age. Grows 20" tall as wide. gallon \$12.50

Carex - Red Rooster - (-10°F.) Narrow coppery brown leaves maintain their color all year. gallon \$12.50

Cortaderia - poaceae - Pampas Grass - selloana - Pumila - (-10°F.) Dwarf pampas grass growing 48"- 60" tall and 36" wide. Narrow, sharp leaves with creamy white flower plumes. gallon \$12.50

Deschampsia - poaceae - Hair Grass - cespitosa - Northern Lights - (-30°F.) Slender foliage is green and creamy white with tinges of pink on this low, mounding grass growing 24" tall as wide. gallon \$12.50

Festuca - glauca - Beyond Blue - (-30°F.) Intense powder blue foliage that stays bright throughout the season. Grows 9"- 12" high and spreads 12"- 18". gallon \$12.50

Festuca - glauca - Elijah Blue - (-30°F.) Dense frosty blue thread-like evergreen blades grow to 12" high and spreads 12"- 18". Locate in full sun with moist, well-drained soil, and trim on a yearly basis. Great for borders and as a ground cover. gallon \$12.50

Hakonechloa - macra - All Gold - (-10°F.) Pure gold form that grows in weeping mounds 9"- 12" high and spreads to 18". gallon \$15.00

Hakonechloa - macra - Aureola - (-20°F.) Noted for its gold, streaked with green weeping foliage. Turns an intense pinkish red in the fall. Height is 9"- 12" and spread is 18". gallon \$15.00

Helictotrichon - sempervirens - Blue Oat Grass - (-30°F.) An evergreen mass of slightly arching thread-like blue-gray blades, form a clump 24"- 30" tall and spreading 24" wide. Locate in full sun with well-drained soil. Great plant for rock gardens. gallon \$12.50

Imperata - cylindrica - Red Baron - (-20°F.) Leaves are tinted wine red and turn darker in the fall. Grows 10" tall and 6" wide. Likes moist soil. gallon \$12.50

Miscanthus - poaceae - sinensis - Gold Bar - (-20°F.) Green foliage with creamy yellow horizontal banding from base to tip with burgundy plumes in late fall. Upright growing to 36" tall and 24" wide. gallon \$12.50

Pennisetum - alopecuroides - Fountain Grass - Hameln - (-20°F.) Green thin blades of grass incorporated with fluffy, buff-colored plumes weeping above the plant that spreads 30" wide by 12"- 24" tall. Foliage is underscored with golden-brown hues of fall. Locate in full sun with well-drained soil. gallon \$12.50

Pennisetum - glaucum - Jade Princess - (0°F.) Broad chartreuse foliage smells like maple syrup with warm russet flower heads that turn chocolate brown. Grows 36" high and spreads 24". gallon \$12.50

Pennisetum - purpureum - Prince - (10°F.) Wide, deep purple blades become even darker as the summer gets hotter. Grows 60" tall and 36" wide. gallon \$12.50

Pennisetum - setaceum - Fireworks - (0°F.) An explosion of color with leaf blades striped in green, white, hot pink, deep orange and fire red. Soft red purple flower plumes in the late summer. Grows 24" tall as wide. gallon \$12.50

Stipa - poaceae - Feather Grass - tenuissima - Pony Tails - (0°F.) Also known as Mexican Feather Grass, this attractive variety produces soft, wispy inflorescence giving the plant a pony tail-like appearance. Grows 24" tall as wide. 4" pot \$4.00

Uncinia - rubra - Belinda's Find - (10°F.) Glossy dark bronze leaves edged in bright cherry red. Loosely tufted and upright. Grow 12" tall and 15" wide. 4" \$6.50

Gypsophila - Paniculata - Baby's Breath - (-30°F.) An upright 12"-16" plant with a 16" spread on slender stems beautifully ornamented with profuse and airy single or double flower clusters (May through September). Plant in full sun and do not disturb. Will produce seed if not trimmed back after flowering. Likes rich lime soil.

cerastiodes - This dwarf evergreen plant grows 3"- 6" tall and spreads 12" in width. Besides being very drought resistant, a cushion of white-lilac airy blooms with deep colored veins circumvents this rounded canopy. (May/August) (-20°F.) 4" pot \$3.50

repens - Red Neck - Short sprays of dark pink flowers on a prostrate growing plant with gray green leaves. (June-Sept.) (-30°F.) 4" pot \$3.50

repens - White - Short sprays of white flowers on a prostrate growing plant. (June-Sept.) (-30°F.) 4" pot \$3.50

HEATHS AND HEATHERS

Heaths - Erica and Heather - Calluna - Like most evergreen plants these can give year-round garden color and texture. They can range in size from prostrate growing plants to more spreading groundcovers, to upright tree heaths. By carefully selecting your varieties, color is possible throughout the complete year. Grows best in well-drained, humus soil. After plant is established it can be somewhat drought tolerant. Hardy to (-10°F.) gallon \$9.00

e. carnea - Mediterranean Pink - Flowers are pink which deepen with age on a plant that grows 8" tall by 20" wide. Blooms Jan.- May.

e. carnea - Mediterranean White - White flowers on a plant with bright green foliage growing 8" tall by 24" wide. Blooms Jan. - May.

e. x darleyensis - Furzey - Dark lilac pink flowers on a bushy plant that spreads 15" and reaches a height of 15". Blooms Nov. - May.

e. x darleyensis - Kramer's Rote - Magenta flowers, dark green foliage turning bronze in winter on a bushy plant that reaches 15" by 24". Blooms Jan. - Apr.

This is our short list of heathers. We inventory more varieties.

Hebe - *Scrophulariaceae* - These cultivars are characterized by attractive symmetrical evergreen foliage with veronica-type flowers. Prune after blooming to maintain a nice shape.

Red Edge - (0°F.) Blue-green leaves edged with rosy-red borders, especially in the winter. Upright stems to 18" with lilac to white flowers in midsummer. gallon \$12.50

Variegata - (+10°F.) Stunning plant in bloom with bright magenta flowers fading to lavender from June - Aug. Dark green 2" leaves with broad cream margins. Plant grows 30" tall by 2' wide. gallon \$12.50

Helianthemum - *Cistaceae* - **Rock Rose** - (-20°F.) This evergreen group of shrubs is mounding or cascading and blooms from May through August. Plant in full sun and allow for good drainage. Flowers mimic the appearance of a wild rose, in either a double or single flower shape, even though, each bloom last only one day, many more buds continue to bloom. Trim back after summer bloom to promote fall color. These rather shallow rooted plants may sustain winter dehydration from cold temperatures. Use in rock gardens, borders and edging and set approximately 2' apart. Grows 6"- 9" tall as wide. 4" pot 3.50

Annabel - Pale pink double rosebud blooms with gray-green foliage.

Belgravia Rose - Vivid deep rose flowers on a mounding gray-green shrub.

Ben Nevis - Single orange blooms with a maroon center displayed above lustrous deep green leaves.

Dazzler - Single red-purple blooms with showy yellow stamens are poised above larger deep green leaves.

Henfield Brilliant - Single orange blooms with yellow stamens nicely interfaced with large gray-green leaves.

Raspberry Ripple - Deep rose and white, bicolored flowers held above narrow silvery foliage.

St. Mary's - Single white blooms canopy dark green leaves.

Wisley Pink - Single light pink blooms cover larger gray-green leaves.

Wisley Primrose - Single lemon-yellow blooms displayed above gray-green foliage.

HELLEBORUS

Helleborus - *Ranunculaceae* - **Hellebore** - This evergreen plant blooms primarily in the winter and spring months. Leaves have fan-like placement on long-stalks that originate from a basal cluster. Flowers are large, displayed in clusters or singly, around numerous stamens. Plant in shade or part shade with abundant organic material. Fertilize once or twice a year. They are slow to establish themselves, so do not play musical chairs with them. Blooms Dec. /March

Ivory Prince - (Hardy to -30°F.) Ivory flowers are flushed with pink opening to outward facing, long-lasting blooms of ivory streaked with green and rose hues that deepen with time. These flowers come with blue green foliage and bloom from February to April. Grows 12"- 18" tall and spreads to 24". gallon \$16.00

Gold Collection - Flowering their first year, they are long blooming, with lots of buds and blossoms. Large flowers are forward facing and can be enjoyed indoors as winter and holiday decorations, and later planted outside. Deer resistant and a great choice for shady borders. Hardy to -20°F. Blooms December-March. gallon \$17.50

x ballardiae - **Merlin** - Striking and unusual light to medium pink flowers that age to a very dark burgundy on a plant growing 12"- 15" tall and 24" wide.

x ballardiae - **Pink Frost** - Elegant, burgundy and white buds open to blossoms in soft pink shades that mature to burgundy red on a plant growing 12"- 15" tall and 24" wide.

Love Bug - Rose bud on rose stems open to cream flowers with a rose blush. Blue gray foliage on a plant growing 12" tall as wide.

niger - **Jacob** - Slightly fragrant, the burgundy stemmed, pure white flowers are numerous and long lasting. Glossy deep green foliage. Grows 12" tall and 13" wide.

niger - **Josef Lemper** - Very large, slightly cupped, pure white flowers on strong stems. Grows 18" tall and 21" wide.

Shootintg Star - Dusty rose buds open to white flowers that fade to sage green growing 13" tall and spreading to 24".

Lady Series - These *orientalis*-type have cup-shaped flowers ad thick leathery dark green foliage. Grows 18' tall and 24" wide. Hardy to -30°F. 2 gallon \$25.00

Double Ladies Mix - Double flowers in shades of pink, red, purple, yellow and white.

Yellow Lady - Flowers have creamy yellow petals.

Spring Promise™ Series (*x hybridus*) - These *orientalis*-type uniformly bloom the first year and come in individual colors, some spotted, some frilly and some doubles, but all with outward-facing flowers, growing 24" tall as wide. Hardy to -20°F. Blooms Feb-March. gallon \$17.50

Conny - Single white blooms densely spotted with burgundy.

Elly - Double, frilly, wine-colored blossoms with dark veins.

Sally - Single, soft yellow blooms shaded with green.

Winter Jewels Series - This series of seed strains is marked by large nodding blooms of very unique colors and unusual markings. Grows 18" tall and 24" wide. Hardy to -30°F. 4.5 pot \$12.50

Black Diamond - Flowers are nearly black, slate gray, burgundy or red. Purple foliage matures to green.

Golden Sunrise - Yellow shades can be accented with red veins, red starburst centers and red petal backs.

Painted - White blooms brushed with burgundy.

Hepatica - *Nobilis* - **Liverleaf** - (-20°F.) A remarkable woodland plant 6"- 8" tall and spreading 10"- 12" that is best suited for a shaded, well drained moist area. Flower color ranges from white, to blush pinks, to lavenders and to bright blues. These wonderful blooms occur in March/April and are supported by 4"- 6" stems, canopied above lush evergreen foliage. 4" pot \$12.50

Heuchera - *Saxifragaceae* - **Coral Bells** - Dense evergreen tufts of scalloped leaves and lofty bell-shaped blooms are presented on upright wiry stems that should be planted in part shade in warmer climates and full sun in cooler areas. Plant in well-drained soil with regular watering, and divide plants every third or fourth year, discarding older plants. Long lasting blooms can be used as a cut flower, or remain in the garden to attract hummingbirds. Most are hardy to -40°F. Great plants for borders, ground covers and mass plantings.

Blackout - Tight compact mound of dark ebony leaves with rounded lobes. Cream blossoms highlight the black foliage on a plant that grows 6"- 10" tall and 14" wide. gallon \$12.50

Crimson Curls - Lustrous wavy-edged leaves of mahogany-red show off pearly white blooms on a 12"- 18" spreading plant that grows 12"- 18" tall. gallon \$12.50

Lime Marmalade - Very frilly, lime green foliage with white flowers growing 16" tall and 24" wide. gallon \$15.00

Marmalade - Rich, shiny leaves range from deep gold bronze to sienna, with reddish purple reverse. Small white flowers adorn this plant growing to 6"- 12" tall and 24" wide. gallon \$15.00

Midnight Rose - Burnished black leaves with hot pink freckles in the spring, lighten to cream and pink in the summer. Tiny white blooms. Grows 10" tall and 16" wide. gallon \$15.00

Obsidian - Shiny, broad, black leaves. Grows 6"- 12" tall and spreads to 24". gallon \$15.00

Snow Angel - Brightly variegated creamy white and green foliage with medium pink flowers. 12" tall as wide. gallon \$12.50

Villosa Type - Robust, heat loving plants that form a mound and are great for dry-shade areas. All have creamy white blooms. Hardy to -30°F.

Electra - White flowers above yellow to chartreuse to tan leaves all with red veins growing 14" tall and 8" wide. gallon \$15.00

Electric Lime - Clusters of white blooms above large, lime green leaves with burgundy red veins growing 12" tall and 28" wide. gallon \$15.00

Galaxy - Spikes of white flowers above thick bright red foliage with hot pink spots, aging to dark leaves with light spots. Grows 10" tall and spreads to 12". gallon \$15.00

Pistache - Large, light lime green to chartreuse yellow leaves. Cream blossoms on a more sun tolerant plant than the other lime Heucheras. Grows 18" tall and 14" wide. gallon 15.00

Heucherella - *Saxifragaceae* - These semievergreen hybrid crosses feature the showy flower spikes of heuchera and the deeply lobed leaves of tiarella. Grows 12" tall and 24" wide. Hardy to -30°F. gallon \$15.00

Sweet Tea - Creamy white flower clusters above sweet tea colored leaves that are a rich coppery orange with cinnamon overtones.

Redstone Falls - White blooms above leaves that are warm shades of copper, russet, bronze and green.

Yellowstone Falls - Lovely chartreuse leaves with deep red marking. White flower clusters.

Hibiscus - *Malvaceae* - These plants are grown primarily for their large tropical looking flowers growing 30" tall and 24" wide. Grow in full sun. Hardy to -20°F. gallon \$12.50

HOSTAS

Hosta - Funkia - Liliaceae - Plantain Lily - These perennials have a tremendous leaf color, size and texture, enhanced by bell-shaped fragrant blooms of lavender, white, blue and purple. Most varieties should be planted in shade or filtered light, however some can also be situated in a sunny location. In order to keep the slugs off the leaves, use 1 T. of liquid household ammonia to 1 gallon of water on a weekly basis. Ammonia is nitrogen and fertilizes the plants at the same time you treat for those slimy creatures. Hostas are hardy from -30°F. to -40°F. They grow from 6 inches (dwarf) to 5 feet (giant), and take approximately one year to establish themselves. They do not have to be dug, and can be used in fresh flower arrangements. gallon \$12.50.

Blue Angel - Huge, textured, blue gray leaves. White flowers on tall stems. 36" tall and 48" wide.

Blue Mouse Ears - A miniature hosta with blue leaves that resemble mouse ears. Grows 8" tall as wide.

Fire and Ice - Narrow, heart-shaped, twisting, white leaves with a deep green edge. Large lavender flowers on a plant growing 18"- 20" tall and 30" wide.

Fragrant Blue - Powder blue heart-shaped leaves with fragrant bluish white flowers. Grows 18" tall and 30" wide.

Francee - Dark green, heart-shaped leaves are edged in bright white displaying lavender flowers on a plant growing 24" tall by 36" wide.

Francee Williams - Blue green heavily corrugated leaves with a chartreuse border and white flowers. Grows 24" tall and 60" wide.

Ghostmaster - Green leaves with a white center and lavender flowers growing 10" tall and 20" wide.

Great Expectations - Large blue green leaves with gold centers aging to creamy white displaying white flowers on a plant growing 30" tall as wide.

Guacamole - Tall, fragrant white flowers above apple green leaves with a dark streaked edge growing 12"- 18" high and 36" wide.

June - Stunning golden leaves bordered by wide blue-green margins on a plant that grows 20" tall and 15" wide.

Loyalist - Stunning, nearly pure white leaves with deep green edges. Lavender flowers on a plant growing 20" tall and 24" wide.

Minute Man - Vivid blue-green leaves with a wide white margin and cupped shape. Lavender flowers displayed on a plant growing 18" tall and 24" wide.

Patriot - Dramatic deep green textured leaves are highlighted with broad white margins and lavender blooms previewed on a plant growing 30" tall as wide.

Paul's Glory - Soft chartreuse foliage with a wide blue edge matures to brilliant gold, then to a whitish gold. Lavender flowers on a plant growing 15" tall as wide.

Stained Glass - Teardrop shaped leaves with bright gold centers and wide green margins. Fragrant lavender blooms on a plant growing 24" tall and 45" wide.

Sum and Substance - This very large growing plant, 30" high and spreading to 48"- 60", parades strong chartreuse foliage above which scented pale lavender flowers are previewed.

Sun Power - New! One of the best gold hostas with bright gold leaves up to 12" long. Needs a few hours of direct sun for best color and can tolerate up to 3/4 a day of sun. Light lavender flowers on a plant that grows 24"- 36" tall and 48" wide.

Hypericum - Clusiaceae - St. John's Wort - This large group consists of annuals, perennials, shrubs and trees, but all have five-petaled flowers with a brush of stamens in the center.

Magical Series - This new series offers break-through, saturated colors that have not been seen before. Foliage is dark green and bushy. Stunning as a specimen or planted in groups. Grows 30" tall and 36" wide. Hardy to -10°F. gallon \$15.00

Desire - Yellow flowers mature to long-lasting peachy-pink berries.

Red Flame - Yellow flowers mature to long-lasting bright red berries.

Sunshine - Yellow flowers mature to long-lasting lemon yellow berries.

Iberis - Sempervirens - Candytuft - Masses of small white lace-like April-May flowers, blanketing a 12" tall dwarf mounding plant. Great for rock gardens and as a ground cover. Sun. (-30°F.) gallon \$10.00

Masterpiece - Clusters of large white blooms with a pink center growing 10"- 12" high and spreading to 16".

Pink Ice - Clusters of deep pink flower on a compact growing plant to 10" high and 12" wide.

sempervirens - Purity - White 2" blooms circumvent this 8" high plant that spreads to 9"- 12".

sempervirens - Snow Cone™ - A compact, early bloomer with sparkling white flower clusters. Grows 6" tall and 12" wide.

sempervirens - Tahoe - Neat, compact, well-branched with single, white flowers that bloom early. Grows 12" tall and 18" wide.

Isotoma - Fluvialis - Blue Star Creeper - Tiny star-shaped, light blue flowers appear from spring through summer. Dense, flat mat of small green leaves. Great between paving stones and can tolerate moderate foot traffic. Plant in full sun to partial shade. Grows 1"- 3" tall and spreads to 18". 4" pot \$3.50

fluvialis - White Star Creeper - Tiny star-shaped white flowers. Grows 1"- 3" tall and spreads to 18". 4" pot \$3.50

Kniphofia - Asphodelaceae - Red-hot Poker, Torch Flower - Tufted foliage with straplike leaves and tall torch-shaped flower spikes that attract bees, butterflies and hummingbirds. Plant in full sun and well drained soil. Blooms in June-Sept. Hardy to -20°F.

hirsuta - Fire Dance - Dense spikes of coral red turn yellow to greenish on compact clumps of hairy, rough foliage growing to 18" tall as wide. gallon \$12.50

Rockette Series - This series is more compact than others and offers a nearly nonstop display of color all season. Unique grass-like foliage. Compact enough for containers and will rebloom. Grows 18" tall as wide. Plant in full sun. Hardy to -20°F. gallon \$12.50

Apricot - Spikes of apricot flowers.

Yellow - Deep yellow spikes.

LAVANDER - LAVANDULA

Lavandula - Lamiaceae - Lavender - A favorite herb, used for sachets, perfumes and potpourris. Plant in full sun, well-drained soil, minimal water and fertilizer, and prune directly after bloom. gallon \$10.00

angustifolia - Elizabeth - (-20°F) Large dense spike of purple flowers with strong cutting stems. Silvery gray green compact foliage on a plant growing 12" tall and 24" wide.

angustifolia - Hidcote Superior - (-20°F) Violet blue flowers and gray foliage form a compact plant to 12"- 18" tall and 24" wide.

angustifolia - Munstead - (-20°F.) Gray-green foliage 15" high and 12" wide ornamented with very fragrant purple flower spikes. (May-August) Attracts bees. At times evergreen.

18" tall as wide.

angustifolia - Violet Intrigue - (-20°F.) Long violet spikes with strong fragrance and high oil content. Dark green foliage on a plant growing 18" tall and 24" wide.

x intermedia - Grosso - (-20°F.) Bright violet flower spikes are produced above a plant that is valued for its important oils and grayish-green leaves. Plant grows 16" tall and spreads 24" wide.

x intermedia - Phenomenal - (-30°F.) Spikes of deep lavender, extremely fragrant flowers on very tight, dense foliage. High oil content. Grows 18" tall and 36" wide.

x intermedia - Provence - (-20°F.) Fat spikes of dense purple flowers on grayish green foliage growing 18" high and 24" wide

stoechas ssp. pedunculata - Otto Quast - (-10°F.) Lavender-blue flower bracts merge at the top of the flower spike with a darker purple crown, displayed on an 18" tall plant spreading to 18"- 24". (June-Aug.)

Lavatera - Malvaceae - Mallow - Elegant plant with lobed leaves, woody stems and open, cup-shaped flowers. Great display summer through . Prune back each spring for fuller branching. Tolerates full sun or part shade. Blooms June/Sept. Hardy to 0°F.

Barnsley Baby - White flowers with a rosy center fade to a delicate pink. Compact growing to 36" tall as wide. gallon \$10.00

Leonotis - Lamiaceae - menthifolia - Savannah Sunset - Furry orange flowers emerge from perfectly round, clustered balls on tall stems. With age, new growth appears from each blossom center, creating an interesting tiered effect. Plant in full sun and grows 72" tall and 36" wide. Hardy to 10°F. gallon \$10.00

Leptinella - Squalida - Pratt's Black - Delicate, bronze, fern-like foliage that spreads 12" wide to make a beautiful soft mat. Small yellow button flowers are almost unnoticeable in summer. Plant in part shade. 4" pot \$3.50

Leucanthemum - Asteraceae - Shasta Daisy - Because of their long bloom time , Shasta Daisies are a standard for the perennial bed. Large,

single or double daisy type flowers on stiff stems. (-30°F) Grows 24" tall as wide.

x superbum - **Aglaia** - Deeply toothed, green foliage displaying lacy-edged, semi-double white flowers. gallon \$10.00

x superbum - **Alaska** - Standard, single, very large flowers on a plant growing 24" tall as wide. gallon \$10.00

x superbum - **Becky** - Large, single snow white flowers. gallon \$10.00

x superbum - **Snowcap** - Compact plant with single, large white blooms. gallon \$10.00

Real Series - This series has distinctly different varieties with unique flowers. Very sturdy upright habits that need no staking. Well-branched producing a great canopy of blooms. Hardy to -30°F. gallon \$10.00

Real Dream - Three layers of broad leamon green petals that age to white on a compact plant growing 16" tall and 14" wide.

Real Galaxy - Many layers of finely fringed snow white petals on a compact plant growing 22" tall and 18" wide.

Real Glory - Very full, white blooms open flat for a very unique flower form. Grows 26" tall and 16" wide.

Lewisia - *Portulacaceae* - **Bitterroot** - (-10°F.) These beautiful ever-green alpine plants have narrow rosette shaped leaves with 8"- 12" stems that produce a 1" cluster of showy flower color that ranges from lemon-yellow, rosy-red, pink, salmon-orange, white and lavender-pink. Plant in full sun or part shade with **excellent drainage**. Use very coarse bark or layers of gravel around the foundation of each plant. Plants spread to 6" and grow 12" tall. 4" pot \$6.00

cotyledon - **Elise** - Rich assortment of flower colors, pink, orange, white, yellow, and bicolors.

cotyledon - **Miller's Gold** - Masses of peachy pink flowers with golden stripes.

Henry's Rainbow Mix - Flower mix of colors from pink to orange to yellow with light edges that give the flower a stripy look.

Little Peach - Compact rosettes of succulent, lance-shaped leaves. Flowers are a blend of yellow, orange, and peach on upright stems.

Little Plum - Lance-shaped leaves and loads of intense rosy purple flowers with a touch of orange.

Little Tutti Frutti - Mix of flower colors that include magenta, orange, pink, white, peach, plum and mango. Forms a compact rosette.

Lilium - *Liliaceae* - **Asiatic Lily** - The first group of lilies to bloom in the summer. Upward to outward facing flowers that prefer full sun and moist, well-drained soil.

Dwarf Series - These lilies are ideal for planting in containers, borders or for cut flowers. They are of sturdy habit and do not require any support. They are known for large, upward facing flowers and a wide range of colors. Early summer bloom. Grows 12"- 18" tall and 6" wide. Hardy to -40°F. Plant in full sun. 4" pot \$4.00

Burgundy & White - Chocolate burgundy, bicolored flowers with white petal tips.

Orange - Large, two-toned bright orange flowers.

Orange Double - Double orange flowers.

Pink - Pink flowers on strong stems.

Purple Splash - Pinkish purple flowers with maroon spots.

Red - Two-toned red flowers.

Velvet - Violet purple flowers.

White - Pure white blooms.

Yellow - Golden yellow flowers.

Lilium - *Liliaceae* - **Oriental Lily** - (-40°F.) Large, upward to outward facing flowers with a delightful fragrance that bloom later in the season, growing 36" tall and 18" wide. gallon \$10.00

Casa Blanca - Large, pure white flowers.

Papiljo - Fragrant pink blooms with yellow midveins.

Star Gazer - Beautiful cherry colored flowers with white edges.

The Edge - White petals outlined with a fine pink edge.

Tom Pouce - Rose-pink flowers with a creamy yellow throat.

Lilium - *Liliaceae* - **Tiger Lily** - Blooming midseason, these distinctive flowers have recurved petals freckled with black spots and tend to nod downward. Growth habit is 36" tall and 18" wide. gallon \$10.00

Hiawatha - (-40°F.) Brick red flowers with chocolated colored spotting.

Valley Series - (-30°F.) This series features predominantly pendent flowers in bright colors, resistant to viral diseases. They bud on strong stems that usually don't require staking.

Orange - Bright orange flowers.

Yellow - Vivid golden yellow flowers.

Lithodora - *Boraginaceae* - **diffusa** - **Grace Ward** - A delightful plant with bright blue flowers displayed on a very low trailing habit with narrow gray-green hairy leaves. Grows 12" tall and 18" wide. Plant in sun or part shade. (-20°F.) Excellent rock garden plant. 4" pot \$3.50

diffusa - **White Star** - Similar to Grace Ward except the blossoms have a central white star outlined in vibrant blue. Grows 12" high and spreads to 18". Plant in sun or part shade. (-20°F.) 4" pot \$3.50

Lupinus - *Papilionaceae* - **Lupine** - Dense clumps of palmate leaves with colorful spikes of pea-like flowers. A standard in the garden for color late spring through summer.

Red Flame - (-40°F.) Brilliant carmine red flowers on a plant growing 36" tall and 24" wide. 4" pot \$3.50

The Governor - (-40°F.) Deep blue and white flower with sturdy strong stems growing 24" tall and 18" wide. 4" pot \$3.50

Gallery Series - (-40°F.) Dwarfs, with 6"- 8" flower spikes and a compact growing habit 24" tall as wide.

Blue, Pink, Red, Yellow, White and Mix - 4" pot \$3.50, gallon \$10.00

Oxalis - *Oxalidaceae* - **Shamrock** - **Adenophylla** - (-40°F.) Masses of showy pink flowers cover this low growing plant. Deeply cut, greenish gray foliage. Needs rich, well-drained soil. Grows 3" tall and 6" wide. 4" pot \$5.00

tetraphylla - **Iron Cross** - (-40°F.) This charming plant has green leaves with dark purple inner corners. Pink flowers rise above the foliage. Grows 6"- 12" tall and 6" wide. 4" pot \$5.00

PEONY - PAEONIA

Paeonia - *Paeoniaceae* - **Peony** - All peonies are exceedingly long-lived cultivars. Plant in full sun in cooler regions of the country, however in regions of more extreme heat, part shade may be mandatory. They require moist, well-drained soil for the planting site with well-rotted compost and high-phosphorus fertilizer.

Chinese Peony - These double blooms show color from May through June and are hardy to -40°F. Most grow to 3' tall and spread to approximately 20" wide. gallon \$25.00

Coral Charm - Deep coral buds open to large semidouble peach colored blooms.

lactiflora - **Duchesse de Nemours** - Huge, pure white with yellow based center petals that are ruffled.

lactiflora - **Gay Paree** - Large fragrant flowers with deep pink outer petals and a cluster of creamy white or pale pink inner petals. Light green foliage.

lactiflora - **Karl Rosenfield** - Dark magenta blooms.

lactiflora - **Sarah Bernhardt** - Very full double blooms of soft pink have a mild fragrance. Grows 34" tall.

Itoh Bartzella - Semidouble to double, large, fragrant pastel yellow flowers with a small rose purple center. Robust foliage with strong stems. gallon \$50.00

We carry a wide variety of peonies and tree peonies.

Papaver - *Papaveraceae* - **Poppy** - Plant in full sun with moderate to regular watering and provide some nutrimental requirements until established. Place in well-drained soil except where noted. Several species have a short life span. Poppies may be used as a cut flower, however use a flame to sear cut.

alpinum - **Alpine Hybrids Mix** - This mix must have excellent drainage. Rather delicate lacy foliage adorns this 6" high plant that spreads to 6"- 12" wide. Blooms appear from May thru June supported on upright 5" stems parading 1" blooms of yellow, white and salmon-orange. Produces seed. (-40°F.) 4" pot \$3.50

nudicaule - **Champagne Bubbles** - **Iceland Poppy** - Plant can be rather short lived, however it does reseed itself. Gray-green hairy 12"- 16" stems exhibit cup-shaped 3" flowers that spread to 10"- 12". The April to September blooms look like crumpled tissue paper above coarsely divided hairy leaves of blue-green. (-60°F.) **Mix, Scarlet, Yellow.** 4" pot \$3.50

Oriental Poppy - (-40°F.) Large 4"- 6" blooms are exhibited on upright stems that present a fanfare of color from May into June. Foliage disappears after flowering so plant other perennials to fill in this blank space. Divide each clump every 3-5 years after foliage has disappeared. New growth appears again in fall.

orientale - **Allegra** - Orange flowers with dark stamens/spots in the throat appear on 16" stems that spread to 18" wide. gallon \$10.00

orientale - **Beauty of Livermere** - Tall 36" stems spreading to 24" wide present an array of red flowers. gallon \$10.00

orientale - **Brilliant** - Vivid fiery red flowers on a plant growing 24" tall as wide. gallon \$10.00

orientale - **Pizzicato** - A mix of large, colorful papery blooms in shades of red, orange, pink and white. Loaded with flowers this series is semi-dwarf growing to 20" tall and 18" wide. 4" pot \$3.50

orientale - **Princess Victoria Louise** - Beautiful salmon colored blooms unveiled above 24"- 36" stems that spread to 18" wide. gallon \$10.00

Penstemon - *Scrophulariaceae* - Terrific for summer color. Green bushy foliage, with spikes of striking tubular flowers. Prefers fertile, well-drained soil. (-30°F.)

barbatus - **Bashful** - Salmon pink flowers that bloom from midsummer into the fall on a plant that grows 18" tall as wide. 4" pot \$3.50

barbatus ssp. *coccineus* - **Miss Money Penny** - Masses of bright scarlet flowers are set off by medium green, glossy foliage. Grows 12" tall as wide. gallon \$10.00

barbatus - **Navigator** - Dwarf, compact mix of pink, lavender, blue and purple flowers on a nicely branched plant. Grows 12" tall as wide. gallon \$10.00

barbatus - **Pinacolada Mix** - A bright tropical mix of blue, rose, red, violet and white blooms on an upright plant growing 6" tall and 8" wide. 4" pot \$3.50

digitalis - **Husker Red Strain** - Rich bronzy red foliage is a striking contrast to the masses of white blooms. Grows 24" tall as wide. 4" pot \$3.50

heterophyllus - **Electric Blue** - Clusters of intense blue flowers, above narrow medium green leaves. Grows 18" tall as wide. 4" pot \$3.50

x mexicali - **Red Rocks** - Bright rose flowers with a white throat on a plant that grows 15" tall and 12" wide. gallon \$10.00

Perovskia - *Lamiaceae* - **Russian Sage** - (-30°F.) Finely textured, silvery green foliage that is aromatic. Tiny flowers on abundant spikes from summer to fall. Needs well-drained soil. Grows 36" tall as wide.

atriplicifolia - Airy deeply lobed foliage with iridescent blue flower spikes. gallon \$10.00

atriplicifolia - **Lacey Blue** - Very compact grower to 18" tall and 30" wide, with spikes of large blue flowers. gallon \$10.00

Little Spire - A shorter variety that is drought tolerant and whose compact habit makes it ideal for smaller gardens. Tall, slender spikes of lavender flowers and grayish foliage give an airy, refreshing look all season. Grows 24" tall and 30" wide. gallon \$10.00

Phlox - *Polemoniaceae* - **Paniculata** - **Garden Phlox** - Garden Phlox is sometimes known as the backbone of the perennial garden. Sweetly scented flower clusters on stiff upright stems. Likes well-drained soil. Remove spent flowers to promote rebloom. Hardy to -30°F. Grows 24"- 36" tall and 24" wide. gallon \$10.00

paniculata - **David** - Showy white flowers.

paniculata - **David's Lavender** - Deep lavender pink blossoms are large, fragrant and uniform.

paniculata - **Laura** - Deep lavender flowers with a white blush towards the center.

paniculata - **Miss Pepper** - Pink flowers with a dark pink eye.

paniculata - **Red Magic** - Dark red flowers.

Phlox - *Polemoniaceae* - **Spreading** - (-40°F.) These low growing favorites provide colorful masses of blossoms in late spring. Grows 6" tall and spreads to 18". 4" pot \$3.50

subulata - **Candy Stripe** - White blooms with pale rose stripes.

subulata - **Emerald Blue** - Clean medium blue flowers.

subulata - **Emerald Pink** - Rich true pink flowers.

subulata - **McDaniel's Cushion** - Star-shaped deep pink flowers cover this bright green needle-like foliage.

Early Spring™ Series (*subulata*) - This variety is an improved form with increased disease resistance and good garden habit. Flowers in vibrant colors with a darker eye and blooms two weeks earlier than others of the species. Nice compact clump of green foliage. Grows 4" tall and spreads to 12".

Blue, Purple, White - 4" pot \$3.50

Phygellus - *Scrophulariaceae* - **Cape Fuchsia** - This semi-evergreen shrub provides color late in the season. Tubular flowers are pendulous and loosely clustered on long stems. Nectar attracts hummingbird.

aequalis **Croftway Purple Prince** - (-10°F.) Deep vibrant pinkish purple flowers on an upright mound of dark green foliage growing 15" tall and 18" wide. gallon \$10.00

Passionate - (0°F.) Foliage is dark purple, almost black in cool weather, turning greener through the growing season. Dangling orange-red blooms appear in early summer. Grows 18"- 20" tall and 24" wide. gallon \$10.00

Physostegia - *Lamiaceae* - **Obedient Plant** - (-30°F.) Funnel-shaped flowers on spikes that are very polite and obedient. Grow in full sun or partial shade, in moist, well-drained soil. (July-Sept) gallon \$10.00

virginiana - **Miss Manners** - Crisp, clear white flowers spikes above glossy dark green clumping foliage. Grows 24" tall and 18" wide.

Potentilla - *Neumanniana* - **Cinquefoil** - **Nana** - (-30°F.) A dainty mound of dark green leaves covered with bright yellow flowers. Protect from hot sun. Grows 1"- 3" tall and spreads 18" wide. 4" pot \$3.50

Pratia - *Campanulaceae* - These creepers will form dense mats of foliage that make them ideal as a ground cover. Small, cut flowers in spring. Grows 3" high and spreads 12". Hardy to 0°F. 4" pot \$3.50

pendunculata - **County Park** - Very low growing mat that spreads well and roots as it goes. Deep blue flowers.

Primula - *Primulaceae* - **Primrose** - Perennial primulas usually form rosettes, with flowers either clustered among the leaves or on taller stems. Most prefer moist soil and cool summers in sunny or partially shaded location. 4" pot \$4.00

denticulata **Mix** - (-50°F.) Known as Drumstick Primrose, this mix has shades of lilac, fuchsia and white. Rounded flowers on long stems, with leaves partially emerging at the bloom. Grows 12" tall as wide.

vialii - (-10°F.) Unique flower form with tall spires of saffron opening to vibrant lavender pink spiky forets. Grows 6"- 8" tall.

Bavarian Gaudi™ Series (*auricula*) - (-40°F.) Early to bloom, this series of old-fashioned, winter hardy, primroses feature exciting color combinations, and unique silvery leaves. Grows 8" tall as wide. 4.5" pot \$10.00

Anderl - Soft purple flowers with a white eye.

Hanni - Apricot and chestnut flowers with a bright yellow eye.

Heidi - Double, light purple flowers with a yellow eye.

Ludwig - Dark red and black flowers with a gold eye.

Primula - *Primulaceae* - **Double Primrose** - Like tiny roses, double primrose blossoms look delicate and graceful. Early blooming, they carry their lovely flowers against handsome green rosettes.

Belarina Series - (*vulgaris*) (-30°F.) A special collection of double primroses. These charmers are long blooming with fully double, fragrant flowers in rich colors. Some have a delightful rosette collar of leaves that frame the blossoms like a nosegay, and all bloom profusely throughout the season, growing 7" tall and 12" wide. 4" rd pot \$6.50

Amethyst Ice - White edged, violet flowers with a leafy collar.

Buttercup - Rich yellow blossoms with a leafy collar.

Cobalt Blue - Beautiful cobalt blue flowers.

Cream - Delightful cream colored blossoms.

Nectarine - Peach and yellow with a leafy collar.

Pink Ice - White blooms with a pink blush aging to lilac.

Valentine - Clusters of intense red flowers.

Pulsatilla - *Ranunculaceae* - **Pasque Flower** - Plant in full sun or part shade along with well-drained soil. These deciduous plants bloom from March through early May. New growth is very delicately fringed bright green that holds cup-shaped somewhat pendulous flower heads.

vulgaris - (-50°F.) Purple flowers accented by a yellow throat. Plants grow 6"- 9" tall and spread 6"- 9" wide. gallon \$10.00

vulgaris - **Papageno** - (-50°F.) A mix of colors - pink, white or violet with fringed petals on a plant that grows 6"- 12" tall and spreads 12" wide. gallon \$10.00

vulgaris - **Red Bells** - (-30°F.) Vivid red blooms incorporated into a plant that grows 12" tall and spreads 12" wide. gallon \$10.00

Salvia - *Lamiaceae* - Salvia is a broad genus of plants covering many shapes and sizes. It is best grown in sun and well-drained soil.

Evaline - (-20°F.) Strong grower, displaying carmine buds that open to light pink flowers with a reddish pink throat and blush. Grows 24" tall and 18" wide. gallon \$10.00

microphylla - **Hot Lips** - (0°F.) Semi-deciduous, large growing 36" tall as wide with beautiful white and red flowers. gallon \$10.00
nana - **Curling Waves** - (-20°F.) Loose spikes of blue and white, bicolored flowers with oval, quilted leaves having a reddish tinge turning to green in the summer. Grows 12" tall as wide. gallon \$10.00
x sylvestris - **May Night** - (-30°F.) Deep indigo flowers larger than most of the other types. Grows 3"- 6" tall and 24" wide. gallon \$10.00
Sensation Series (*nemorosa*) - (-30°F.) This sensational dwarf series has it all: it's free flowering, well-branched and compact, with just the right amount of vigor. The beautiful display of abundant flower spikes in soft color shades lasts throughout the summer. Grows 12" tall as wide.
Deep Blue, Deep Rose - gallon \$10.00
Suncrest Series - (0°F.) Large, brightly colored flowers provide excellent, long blooming flowers. Foliage is nicely scented, sturdy and upright growing to 15" tall as wide. gallon \$10.00
Bright Eyes - Bright red with a white eye.
Flamenco Rose - Hot pink flowers.
Orchid Glow - Magenta purple flowers.
Fire Dancer - Coral pink flowers.

Santolina - *Asteraceae* - (-30°F.) An evergreen plant that thrives in hot, dry, poor soil conditions and takes well to pruning and shaping. Grows 18" tall as wide. 4" pot \$3.50, gallon \$10.00
rosmarinifolia - **Lemon Fizz** - Bright vivid yellow foliage with yellow flowers.

Saxifraga - *Saxifragaceae* - (-20°F.) Great rock garden plants that require a sunny exposure or light shade, moist soil and good drainage. Divide evergreen plants when the center turns brown. During April-June a prolific mat of rosette-type flowers are attractively presented. 4" pot \$3.50

x arendsii - **Triumph** - Evergreen foliage topped by dark red flowers from spring to early summer. (6"- 9" high, 12" spread)
Peter Pan - Bright pink blooms (6"- 9" high, 12" spread)
White Pixie - White flowers. (6"- 9" high, 12" spread)

Sedum - *Crassulaceae* - Succulent perennials. Sedums can transform difficult slopes into stunning areas of unparalleled seasonal color texture, shape and pattern. Once established, they will tolerate drought, grow in full sun or part shade and in well drained soil. Some dwarf growing varieties spread only inches in one year, others grow approximately 4" high with a 15"- 18" spread. Can be successfully grown in pot/dish gardens. 4" pot \$3.50

Selaginella - *Kraussiana* - **Aurea Gold Spikemoss** - (-10°F.) A spreading evergreen with thin branching stems of golden green foliage. Excellent as a ground cover in protected locations. Prefers rich, moist, well-drained soil and some shade. Grows 6" tall as wide. 4" pot \$5.00

Sempervivum - *Crassulaceae* - **Hen and Chicks** - Evergreen succulents with smaller groups of tightly compacted pointed leafy rosettes, taunted around larger or parent rosettes. Excellent for container growing and rock gardens. Requires good drainage. Plant in sun and requires some summer watering in warmer climates. Plants are hardy in all zones. Flowers are oftentimes in clusters of scarlet/pink tones, grows 1' tall. 4" pot \$5.00

Silene - *Caryophyllaceae* - Good for use in rockeries and walls or as an edging plant. Grows 6" tall and 18" wide. Hardy to (-20°F.)
uniflora - **Druett's Variegated** - Slow, spreading cushion of variegated cream and green foliage, topped with puffy white flowers. 4" pot \$3.50

Sisyrinchium - *Iridaceae* - **Blue-eyed Grass** - Semi-evergreen, with small, sword-shaped leaves. Plant in full sun and moderately fertile soil. This grasslike plant is low maintenance and easy to grow.
Devon Skies - Deep sky blue flowers with a yellow eye. Dark blue-violet throat with dark blue veining. Compact habit loaded with color to 6" tall and 10" wide. gallon \$10.00

Thymus - *Lamiaceae* - **Thyme** - An evergreen perennial forming a thick spongy blanket of small handsomely textured leaves. Flourishes in well-drained soil, full sun to part shade with some summer watering. Attracts bees. Plant 12" apart. Hardy in all zones. 4" pot \$4.00
camphoratus - (-30°F.) Leaves have a camphorlike fragrance that make a great addition to a potpourri. Purple flowers on a plant that grows 6"- 9" tall and spreads to 18".

serpyllum - **Elfin** - (-30°F.) the smallest of all the thymus with minute green foliage and lavender flowers. (2" high and 8" spread).
serpyllum - **Golden** - (-30°F.) Golden green foliage with a lavender bloom in July-August. (4"- 6" high and 12" spread).
Highland Cream - (-30°F.) Tiny green leaves with creamy variegation displaying pale pink flowers in June-Aug. (1"- 2" high and 12" spread).
Lemon Variegated - (-20°F.) Pale lavender flowers above green leaves that are variegated with yellow and have a lemon scent. (6"- 9" high, 18" spread) (upright)
pseudolanuginosus - **Woolly** - (-30°F.) One of the best ground covers, forms a dense mat of small gray woolly leaves with lavender July flowers. (3" high and 18" spread).
serpyllum - **Mauve** - (-30°F.) Small mauve blooms. (2" high and 12" spread). (July)
serpyllum - **Pink Chintz** - (-30°F.) Salmon-pink July flowers with fleecy olive green foliage. (2" high and 8"- 12" spread).
serpyllum coccineus - **Major** - (-30°F.) Lavender-red blooms (June-July) cover a 2" high and 10" spreading plant with green leaves, underscored with bronze-colored fall foliage.
serpyllum var. albus - **White** - (-30°F.) Tiny white blooms cover small rich green leaves. (2" high and 12" spread).

Tricyrtis - *Convallariaceae* - **Toad Lily** - (-20°F.) This plant blooms in late summer (July-Sept) with unusual, orchidlike blossoms. The flowers can appear at leaf joints or in terminal clusters depending on the variety, but all have unique flowers that are excellent for cutting.

Empress - Stunning hybrid with large flowers and vigorous, glossy foliage. White flowers with deep purple spots and a bright center. Grows 24" tall as wide. gallon \$12.50

Golden Festival - Bright yellow blooms with an abundance of bronze dots lighten up a shady spot. Grows 15" tall as wide. gallon \$12.50

Trollius - *Ranunculaceae* - **Globeflower** - An excellent selection for bog gardens or waterside plantings. Dark green foliage remains nice looking throughout the season. Slow to increase so plant in groups. Long blooming with regular deadheading. Needs full to part shade. Hardy to -40°F. Plants grow 18" tall and spread to 24". Disease and pest resistant.

chinensis - **Golden Queen** - Vigorous grower with deeply cut leaves and golden orange flowers. gallon \$10.00

x cultorum - **Alabaster** - Semidouble, creamy white, buttercup flowers. Deep green foliage form a nice clump. gallon \$10.00

x cultorum - **Lemon Queen** - Lovely green foliage with lemon colored flowers. gallon \$10.00

Viola - *Violaceae* - **Violet** - Often you think of aggressive ground covers when Viola is mentioned. Ours are all well behaved, non-spreading varieties with delightful flower power. Best grown in sun to part shade.

Celestial™ Starry Night - (-30°F.) Dusty lavender purple blossoms with a primrose yellow center. Trailing growth habit to 6" tall and 8" wide. 4" pot \$3.50

Columbine - (-30°F.) Pretty purple and white streaked flowers that grow 3"- 6" and spread to 18". 4" pot \$3.50, gallon \$9.00

Etain - (-30°F.) Beautiful large, creamy flowers accented by lavender purple edges. Blooms have a lovely fragrance. Grows 6"- 9" tall and spreads 18". 4" pot \$3.50, gallon \$9.00

Julian - (0°F.) Fragrant, slightly frilled, pale inky blue blooms with a compact growing habit to 8" tall by 10" wide. 4" pot \$3.50

Rebecca - (-10°F.) Lovely, fragrant flowers that look like an impressionistic version of a Viola. They are blotched cream and lavender with a compact habit, 6"- 9" tall and 18" wide, a very well behaved plant. 4" pot \$3.50, gallon \$9.00

We have Gift Certificates for all occasions

Kalmia Latifolia (Mountain Laurel)

A very hardy (-20°F.) mounding evergreen shrub, silhouetted with amply produced dark green medium-sized lustrous leaves. The blooms almost appear to be inverted Japanese umbrellas produced with remarkable freedom in late May/early June. Plant in full sun or part shade and fertilize the same as for rhododendrons. Grows 3' in 10 years.

Big Boy - The larger foliage resembles a Rhododendron, the plant itself is compact and upright. Growth is slow, compact and upright. Flowers are normal sized pink buds opening to soft pink. (-25 °F) (Fall 2016) 10" - 12" \$30.00

Bullseye - Ornamentally attractive cinnamon-purple flower buds that open to white flowers with inside purple banding, white throat and white edge. Flowers bloom in late May-June. Undulate, glossy deep green leaves are smaller and have more twisting than leaves of species plants. New leaves emerge with reddish bronze hues. 4' - 5' tall at maturity. 10" - 12" \$30.00

Carol - Red buds contrast well with near-white flowers. Compact with glossy, slightly twisted foliage. Flowers open over a two week period in late May and early June. Tolerant of shearing and pruning. When allowed to grow naturally, it matures to a large multistem plant with thick trunks and picturesque branching. Moderately drought tolerant once established. Cultivars with highly colored flowers produce best color in full sun. 12" - 18" \$30.00

Carousel - Lavender buds open to reveal an intricate cinnamon-purplish band around the edge of the white flower in mid spring (May and June). Broad colorful new foliage becomes a glossy dark green in summer. Dense and upright habit. 8' tall at maturity. (Fall 2016) 10" - 12" \$30.00

Elf - A more compact and dense plant (2' tall in 10 years) with light pink buds that open in May to form clusters of nearly white, cup-shaped flowers (to 3/4" across) which typically cover the shrub for several weeks. 10" - 12" \$30.00

Firecracker - Deep red flower buds open to near white flowers which makes a showy contrast as both are present at the same time. Dark green glossy foliage provides a great backdrop. A compact plant habit and resistance to leaf spot complete the package. Prefers sun to part shade, well-drained soil. (-25°F) (Fall 2016) 10" - 12" \$30.00

Freckles - Buds appear in a light pink and opens to a creamy white with purple-cinnamon spots radiating from the center. Leaves are oval, dark green, glossy, to 5 inches long. Grows to 5' tall and 4' - 5' wide. (-20° to -10°) (Fall 2016) 10" - 12" \$30.00

Forever Red - The buds develop about a week after native laurel and never fully open while maintaining their radiant color and compact form for at least two weeks after other Mountain Laurels have finished blooming for the season. The unopened buds appear in clusters, covering the dense shrub with beauty. Grows up to in 2½' in height and width. Fast growing. (-20° to -10°) (Fall 2016) 10" - 12" \$30.00

Kaleidoscope - Bright raspberry-red buds open to a cinnamon-red band with a large white edge giving a wonderful bi-color effect. Blooms in Mid May to Mid-June. 6' - 8' at maturity. (Fall 2016) 10" - 12" \$30.00

Keepsake - Deep, raspberry-red buds open to a nearly solid purple-burgundy flower edged with a thin edge of pure white which sets-off each bloom. The flowers last at least 4 weeks, longer in cool weather. As the flowers fade, lush bronzy-red foliage emerges and matures to a deep dark, shiny leaf with an interesting bluish sheen on coral red stems. Matures to 5'. (Fall 2016) 10" - 12" \$30.00

Little Linda - The first of the miniature kalmia developed with foliage half the size of normal species, the best of the small leafed mountain laurel. Intense dark red buds in late spring open to near white flowers that age to a rich pink. Deer Resistant. 10" - 12" \$30.00

Minuet - Said to be one of the most beautiful Mountain Laurels ever, a slow-growing dwarf with brilliant cinnamon-and-white blooms that burst from big, showy pink buds. 3' high and wide, it forms a plump, rounded plant, its neat foliage looks good even when the plant isn't in bloom. But the blooms are so profuse that when 'Minuet' is in color, you can hardly see the leaves. 10" - 12" \$30.00

Nipmuck - Intense red buds open to a creamy white to light pink flower with the back of the flower being dark pink. 10" - 12" \$30.00

Olympic Fire - Beautiful red buds unfurl to exhibit large pink blooms displayed above deep green foliage. Blooms May - June. 10" - 12" \$30.00

Ostbo Red - Exquisite red buds open to parade a mass of showy pink blooms. Leaves are oval, dark green, glossy, to 5 inches long. Blooms May - June. 10" - 12" \$30.00

Peppermint - A central red flower core highlights distinctive white blooms with red bands radiating out to the margins, classically poised on a compact plant. 10" - 12" \$30.00

Pink Charm - A hardy broadleaf evergreen that blooms in late spring. It has dark red-pink buds that open to rich pink flowers with a narrow dark pink band inside near the base. It buds well, even at a young age. Spring flowers attract hummingbirds. (Fall 2016) 10" - 12" \$30.00

Raspberry Glow - Glowing raspberry-pink flowers with some white overtones 3" - 4" across. Flowers bloom in late May into June. Glossy deep green leaves. 10' at maturity. (Fall 2016) 10" - 12" \$30.00

Red Bandit - Large clusters of deep pink flowers strongly edged in maroon. A handsome evergreen backbone shrub year round. 4' at maturity. Partial shade or partial sun. (Fall 2016) 10" - 12" \$30.00

Sarah - Ornamentally attractive red flower buds. Flowers open pinkish-red to coral pink with markings. Flowers bloom in late May-June. Undulate, glossy deep green leaves. (Fall 2016) 10" - 12" \$30.00

Snowdrift - Compact growing. Pure white flowers. Glossy dark green foliage. Flowers open over a two week period in late May and early June. Moderately drought tolerant once established. 10" - 12" \$30.00

Starburst - The maroon banding creates a striking contrast with the rich burgundy on the flowers. Thin maroon spokes from the bloom's center to the edges add definition to the pentagon-shaped flower. Bloom vigorously in late spring to early summer. Has a mounded spreading form. 5' tall at maturity. (Fall 2016) 10" - 12" \$30.00

Tiddlywinks - Broadleaf evergreen shrub with a compact, mounding, dwarf habit and dark green foliage. Late spring brings about the appearance of dark pink buds, opening up to lighter pink flowers. The small leaves are 1/2 size of the regular kalmias. Medium growth rate. 10" - 12" \$30.00

Tinkerbelle - Longer lasting pink flowers make this compact 2' x 2' evergreen a real treasure in spring; perhaps faster growing, also, though they're never speedy. A handsome evergreen for foundation or shady borders. 10" - 12" \$30.00

Open Daily Year Round

Magnolias Species & Hybrids

Magnolias bloom almost all year around. Plant in full sun or part shade in enriched well-drained, aerated soils with ample moisture. Use rhododendron fertilizer in the early spring.

M. Black Tulip - (-10°F. to -20°F.) Rich, deep burgundy-red 6" blooms that appear before the foliage emerges in early spring. Moderate grower. 15 - 20' tall at maturity. 4' - 5' \$125.00

M. Blood Moon - (0°F.) Stunning deep pink flowers are 12 inches across. 25' at maturity with a compact and bushy growth habit. 4' - 6' \$80.00

M. Blushing Belle - (-15°F.) A vigorous, upright grower to 25'. Large flowers of deep pink on the exterior and lighter pink on the interior. (Early April) 3' - 4' \$60.00

M. Butterflies (-10°F. to -20°F.) A well-branching, upright tree (15'-18') is animated with cup-shaped bright yellow blooms and showy red stamens within. Abundant green leaves appear following the bloom. (Late April) 4' - 5' \$75.00

M. Cameo - (0°F. to -10°F.) Beautiful flowers of reddish purple on the outside and white on the inside. An upright grower to 12' - 15'. (Mid-April) 4' - 5' \$80.00

M. Centennial (-10°F. to -20°F.) This tree reaches a height of 15' - 20' with a spread of 10' - 15'. Large flowers starting with pink tinges fading to pure white in late April. 3' - 4' \$80.00

M. Cleopatra - (5°F) Has an abundance of amethyst purple flowers in the spring. The flowers have a firm texture and are weatherproof. It is a beautiful hybrid with a bright, bold colour that is rare among the Magnolias. Blooms abundantly from a young age. Matures to 13' in 10 years. 4' - 5' \$80.00

M. Coats - (0°F. to -10°F.) Spectacular spring display of saucer-shaped flowers that are deep lavender on the outside and white on the inside. An upright and rounded growing habit to 25'. (Mid-April) 4' - 5' \$80.00

M. Coral Lake - (-15°F) Flowers are peachy pinks shading to yellow stripes. The interiors are lighter than the exterior. Typical blossoms are 7" in diameter. Semi-fastigiate in habit. 11' tall at 9 years. Blooms late, but before the leaves expand. Pyramidal habit, deciduous. (Early April) 4' - 5' \$125.00

M. Daybreak - (-10°F. to -20°F.) Extremely fragrant flowers of bright e-pink open to 10" across, just as the leaves are emerging. Upright, narrow growing habit to 25'. (Mid-May) 4' - 5' \$80.00

M. Elizabeth - (-25°F) Blooms just as the foliage begins to open. Flowers are rose-yellow and fragrant. Deciduous. Pyramidal growth habit. Mature height is 30' - 35' tall with a slightly smaller spread. 6' - 8' \$125.00

M. Galaxy - (-20°F) Single-stemmed, tree-form magnolia with ascending branches, the perfect shape for narrow planting sites. In spring, dark red-purple slightly fragrant flowers appear after danger of frost, providing a pleasing and long-lasting display. Matures to 30' - 40' tall. Deciduous. (April to June). 4' - 5' \$100.00

M. Genie - (-10°F. to -20°F.) A small, compact tree growing 10' in 10 years. Black-red buds open to slightly fragrant plum red flowers. A must have for small garden spaces. (Mid-April) 3' - 4' \$80.00

M. Golden Gift (-20°F) Abundant blooms begin to appear before the foliage emerges and continues blooming for about 4 weeks with strong yellow flowers. Deciduous. Often described as a "huge globe of yellow." 8' - 10' at maturity. (Leach, 1997) (Fall 2016) 4' - 5' \$80.00

M. stellata Jane Platt (-10°F. to -20°F.) Rosy pink buds open to pink narrow strap-like petals fading to blush white, that is beautifully presented on this widely branching 12' plant with fine textured leaves appearing after the bloom. (Mid-April) 4' - 5' \$75.00

M. Leonard Messel (Magnolia x loebneri) (-30° to -20°) Large upright hybrid shrub with fragrant lilac-pink star-shaped flowers. Flowers appear to be quite frost-resistant. Color can vary from year to year with warmer night temperatures giving a richer pink. Grows to 15'. 4' - 5' \$80.00

M. Limelight - (0°F. to -10°F.) Long greenish yellow to chartreuse colored, tall, narrow fragrant flowers that appear in Mid-May. Vigorous growing, multi-stemmed tree to 20'. 4' - 5' \$80.00

M. Purple Lily - (-20°F) Has an upright and open branching habit. Large two-toned flowers that are dark purple-red outside and pink inside. Has a long blooming season. Slow-growing to 6' to 10' high. 3' - 4' \$80.00

M. stellata Royal Star - (-30°F) This early bloomer has large, fragrant, double white flowers appearing before the foliage emerges in spring. Open-branched, multi-trunked. Moderate grower reaching 10' - 15' at maturity. Deciduous. 3' - 4' \$50.00

M. Rustic Rubra - (0°F -10°F) Tulip-shaped blooms of deep reddish-purple outside, white inside are a flowering sensation on this vigorous grower to 20'. (Early May) 4' - 5' \$100.00

M. Sieboldii Colossus - (-10°F.) Fragrant white flowers on a tree that matures at 20' tall as wide. Finely texture leaves. Blooms in June. 4' - 5' \$80.00

M. Sun Sprite - (-20°F) Fragrant, deep golden yellow flowers with pink splashed base. Very late blooming, it avoids most late frosts. Narrow growth habit. 6' - 8' at maturity. (May) 3' - 4' \$80.00

M. Sunburst - (-10°F) Blooms with deep canary-yellow flowers as the foliage begins to emerge. Upright growth habit, maturing to 25' - 30' tall. The new foliage is bronze-purple. 5' - 6' \$80.00

M. Susan - (-20°F) Beautiful spring goblet-shaped flowers that are dark rose-purple in bud and open to fuchsia-pink in mid-April to early May. The fragrant blooms appear just before the oval, lush green leaves emerge. Slow grower. 8' - 12' at maturity. Deciduous. 4' - 5' \$80.00

M. Vulcan - (0°F. to +10°F.) The special feature of this 20' tree with an upright and spreading carriage, are sensational 11" wide bright ruby-red blooms of heavy texture that create a dazzling floral highlight in your garden early in April. 4' - 5' \$80.00

M. stellata Waterlily - (-30°F) Commonly called star magnolia, is a native to Japan. It is a small deciduous tree that typically grows 15-20' tall with a spreading, rounded crown. Noted for its compact size and late winter to early spring bloom of star-shaped white flowers. (Late Winter/Early Spring) 3' - 4' \$80.00

M. Yellow Bird - (Hardy to -30°F.) Yellow blooms that have a hint of green on the outside of each flower with dark green foliage, this upright 15' tree has a spread of 12'. (Late April) 4' - 5' \$80.00

You can find us on the Web at
www.whitneygardens.com
and now on Facebook

Maples

All Japanese Maples are superior selections, reproduced by grafting. They can be grown as single or multi-stemmed deciduous trees, grown in full sun or part shade (more shade in warmer areas) in enriched well-drained, aerated soils with ample moisture.

We ship Maples from November through March/early April (dormancy). Shipments can be made during the soft green growth period via air-freight. We will ship when safe delivery can be made.

Pricing/Sizing: - Since there are tremendous differences in growth between varieties, we have attempted to approximate pricing according to (1) age, (2) size (3) variety.

Age	Dwarf	Upright	Price
One year graft	3"- 6"	3"-12"	\$35.00
Two	6"-12"	12"-24"	50.00
Three	12"-18"	24"-36"	75.00
Four	18"-24"	36"-48"	100.00
Five	24"-36"	48"-60"	150.00

Growth Size - The number configuration (7'- 13') located just after the plant description, is the growth rate at maturity or 20 years. Most maples in this section are hardy to -20°F.

Acer shirasawanum - Maples

shirasawanum 'Aureum' - This stunning dome-shaped, well-branched tree is impressively canopied with dense pale yellow-green spring foliage with 9-13 lobed, circular pointed leaves turning darker green as the summer progresses. The fall leaf colors range from orange through red. Very suitable for container culture. (7'- 13') Some shade. 1'- 2' \$40.00, 2'- 3' \$75.00, 3'- 4' \$125.00

shirasawanum 'Autumn Moon' - This unique foliage has 11 (9) short lobes each finely serrated with rusty colored midribs that radiate in a very specific rounded pattern. The remaining leaf tissue is a pale yellow-green infused with strong coppery tones. When planted in full sun, strong autumn tones of burnt-orange become very evident. This well-structured, upright tree can be successfully grown in a container or as a wonderful landscape specimen. The coppery fall leaf color is not as dramatic as the spring and summer foliage. (7'- 13') 3'- 4' \$75.00

shirasawanum 'Haru Iro' - An upright, very compact growing tree. The leaves are brown-red with light green veins and lobes which curve downward. Fall color tones are gold to orange. A beautiful tree for the landscape. (3'- 7') Sun or part shade. 3'- 4' \$110.00

shirasawanum 'Mr. Sun' - Has large orbicular lime-green leaves that radiate out like the sun. An upright maple, will grow to about 10'. Great yellow and orange fall color. Full sun to Part shade. (10') 3'- 4' \$30.00

Acer Japonicum - Maples

f. aconitifolium - Beautifully textured deep green leaves, well divided and deeply cut, are separated into lobes giving the appearance of being very delicately fern-like. This gracefully well-branched, strongly structured tree has outstanding ruby-crimson fall foliage and will grow well in exposed situations. (13'- 20') 3'- 4' \$75.00, 4'- 5' \$90.00

Green Cascade - A distinctive weeping rounded plant with rich green leaves, deeply dissected into narrow sections of double division, looking delicately lace-like. The dramatic richness of the fall foliage that enhances its beauty through a color range of brilliant yellow-orange-crimson tones. Excellent container plant. (7'- 13') Sun. 2'- 3' \$50.00, 3'-4' \$90.00

Meigetsu - An upright, vigorous deciduous tree. Round green summer leaves become brilliant orange, red, yellow and burgandy in fall. Prefers sun/partial shade in well-drained soil. Fast growing. (20' - 30') Hardy to -20 degrees. \$75.00

Acer Palmatum - Maples

Aka shigitatsu sawa - Palmatum - *variegated* - The most outstanding feature of this up-right somewhat bushy tree, is the exotic-looking light green 7 (9) lobed leaves, deeply veined and strongly variegated with pink or red hues that hold well into the summer graduating to deeper green tones. Excellent Bonsai and container plant. (7'- 13') Part shade. 3'- 4' \$75.00

Alpenweiss - Palmatum - *variegated* - This upright multi-branching superstructure is dramatically silhouetted with 8 lobes each tapering to a sharp point and with strongly toothed margins of red. The light green leaf veins are contrasted by thin ribbons of dark green bordered along each midrib. The color between the vein margins is a cream to pink. The juvenile spring foliage unfolds with leaflets of pale cream hued with crimson. The color transitions in the fall changes to an orange and to deep golden-yellow with nuances of red. The leaf color of this cultivar has similarities to Higasa yama, but far more colorful. (7'- 13') Some shade. 3'- 4' \$75.00

Ao shime no uchi - Palmatum - Linearilobum - A lovely bright green Acer palmatum with slender thread-like leaves displayed on slightly drooping branches. The texture is very fine, making it a wonderful choice for container growing or landscape. In fall the leaves turn yellow, orange, and gold. In the landscape, Morning sun afternoon shade. (3'- 8') Hardy to -20°F. 5'-6' \$225.00

Ariadne - Marsumurae - *variegated* - The new growth of this cultivar is especially attractive and noticeable, with yellow-green veining on pastel shades of light orange-pink-red marbled background. This gradually changes through the summer to become red veined on a purplish red background. The fall color of the leaves return to the orange-pink-red marbling with a deeper pink-red spreading inward from the margin while the network of veins remain yellow-green. The large 5-7 lobed, variegated leaves are deeply cut and narrowly ovate with narrow tail-like tips. (3'- 7') Sun or part shade. 2'- 3' \$75.00

Atrolineare - Linearilobum - *red* - A very distinguished upright growing shrub with a widely spreading rounded top, that is beautifully canopied with dramatic deep black-red strap-like 5 lobed leaves, that change to more greenish-bronze tones in the summer and finally to showy red shades for fall. (7'- 13') Sun or part shade. 4'- 5' \$125.00

Autumn Fire - Semi-erect plant habit (rather than a dome shape) with medium green coarse dissectum-type leaves that change in the fall to a stunning red. (7' to 13') 6'-8' \$350.00

Azuma murasaki - Matsumurae - *red* - The deeply divided reddish leaves distinguish this cultivar. The red is an unusual tone, with a slight purple hue in it, but the entire leaf has an undertone of green showing through. New foliage is a yellow-orange color quickly changing to a deep green with a reddish cast, and finally to scarlet shades for the fall. The growth habit of this cultivar is upright with a rounded top. An excellent companion plant for the landscape. (13'- 20') Sun or part shade. 3'- 4' \$75.00

Baby Ghost - Leafs out in the spring as a deep amber to red with green reticulated veins. This is the shortest of the Ghost series of Japanese maples. Forms an upright 6-8 ft tree with a broad spreading canopy that is almost as wide as it is tall. Fall colors are bright oranges to red. (7-13') 2' \$30.00

Baldsmith - Dissectum - *red* - This cultivar's growth habit is compact, well-rounded with cascading branches. A beautiful canopy of finely dissected divisions of sublobes with sharply pointed teeth present bright orange-red spring growth. As the season progresses leaves change to green undertones with pink margins. However, as new orange-red foliage continues to appear, it beautifully contrasts with the more mature

green foliage. Fall foliage transitions to vivid yellow underscored with shades of orange. A great companion plant for the garden. (7'- 13') Sun. 3'- 4' \$75.00

Beni hime - Dwarf - *red* - A dense perimeter of foliage superstructures this well-branching form covering a dwarf rounded plant. These beautiful selections with bright pink-red leaves are 5-lobed and rather typically palmatum, but incredibly small in size. As the season progresses, leaves mature to luminous scarlet tones of fall. (3') Sun or part shade. 2'- 3' \$50.00

Beni Kawa - Palmatum - *green* - Most noted for its coral red trunk and stems. Typically grows in an upright, rounded, shrubby form to 5-7' tall over the first 10 years, but eventually matures over time to 12-15' tall. Palmate leaves emerge soft green in spring, but turn an attractive golden yellow in fall. Small reddish flowers in spring are somewhat attractive on close inspection, but are not showy from a distance. Full sun to part shade. Hardy to -20°F. (13' - 20') 3'-4' \$75.00

Beni komache - Matsumurae - *red* - Dramatic juvenile foliage initially appears with intense crimson coloration, maturing to deeper reddish-green tones, additionally accented by red leaf margins and finally culminating to luminous red hues of fall. Each delicate leaf has 5-lobes, long and narrow and almost separated to the center of the leaf and the petiole attachment. This upright shrub should always be considered for Bonsai and container growing. Part shade. (7'- 13') 2'- 3' \$80.00

Beni Maiko - Palmatum - *red* - A striking tree that produces fire-red leaves in early spring. As they mature, the leaves appear thin in texture and fade to pinkish-red with green undertones. In summer the leaves become a greenish-red with the main veins remaining red. In fall the leaves turn deep pinkish-red which spreads to the center of the leaf until the whole leaf appears to light up. Very adaptable to containers. The name 'Beni Maiko' means "Red Haired Dancing Girl." (4' - 6'). 4' \$150, 5' \$200.00

Beni otake - Linearilobum - *red* - This outstanding cultivar features bamboo-like red leaves (long, narrow lobes) that are arranged in distinctive layers on an upright, spreading, round-topped tree. A blaze of red fall foliage additionally ornaments this new introduction. Excellent container and Bonsai specimen. (13' - 20') Sun &/or part shade. 3' - 4' \$75.00

Beni schichihenge - Palmatum - *variegated* - The remarkable foliage coloration of green or blue-green accented by white margins and white overlaid with pink-orange tones, grace this upright and beautifully spreading silhouette. All leaves vary in size, shape and color, some are 5 or 7 lobed, some are slender and uniform while others are contorted with varying widths. Can be successfully grown in a container or in the garden. (7' - 13') Sun &/or part shade. 4' - 5' \$80.00

Beni shi en - Matsumurae - *variegated* - The growth is upright and spreading, beautifully displaying deep purple-red juvenile foliage that holds its color well through the summer. Intense crimson tones dominate the fall season. The leaves have 5-lobes that radiates openly with slightly toothed margins. This cultivar would be a great plant for your garden. (13' - 20') Sun &/or part shade. 2'- 3' \$50.00, 3'- 4' \$110.00

Beni-tsukasa - Palmatum - *red* - A slow-growing, willowy, maple noted for its attractive foliage which changes color throughout the growing season. It typically grows in an upright, rounded, shrubby form. 5-7' tall over the first 10 years, but eventually matures over time to 10-12' tall. Leaves emerge bright peach to yellow-red in spring, then change to interesting shades of pink and red with green tints in late spring, mature to green with slight variegations in summer, and finally turn attractive shades of orange and red in fall. Small reddish flowers in spring are somewhat attractive on close inspection, but are not showy from a distance. Full sun to part shade. Hardy to -20°F. (7' - 13') 5' \$75.00

Bi ho - Palmatum - *green* - This delightfully, small, upright tree is a maple for all seasons. Pink-flushed light yellow-green new leaves in spring turn light to mid green for the summer and finally a very bright yellow, often reddish tinged in the fall. The pink-flushed orange-brown branches become an eye-catching orange to apricot-yellow for the winter. A great plant for your garden. (3'- 7') Sun &/or part shade. 3'- 4' \$75.00

Bloodgood - Palmatum - *red* - This exceptional tree is gaining additional prominence in the landscape for its exquisite deep red foliage color on strong branches forming a broad-topped spreading tree with brilliant crimson fall foliage and a multitude of red seeds, which all adds to the delight of the viewer. (16' - 22') Sun &/or part shade. 3' - 4' \$75.00, 5' - 6' \$150.00

Brocade - Dissectum - *red* - This laceleaf maple has bright new growth that softens to a deep red that is less dark than other cultivars. Its color holds well into the summer, gradually turning green-red and a pleasant bronze later in the season. In fall, bright red to crimson blends with a hint of orange on the leaves. At maturity this tree will be wider than tall. (7'- 13') Sun or part shade. 2'- 3' \$80.00

Burgundy Lace - Matsumurae - *red* - An upright, spreading canopy presenting burgundy red deeply divided, ribbon-like leaves with serrated edges that transcend in summer to bronze green coloration and finally in the fall to a striking red. (13'- 20') Sun or part shade. 4'- 5' \$100.00, 5'- 6' \$150.00

Butterfly - Matsumurae - *variegated* - Very attractive, irregularly shaped variegated green leaves, blanket this well-branching upright tree. In the fall, the cream-colored variegation changes to a striking magenta, achieving a very pleasant contrast to the landscape. Good container and Bonsai subject. (7'- 13') Sun &/or part shade. 3' - 4' \$75.00

Coonara Pygmy - Dwarf - *green* - This dwarf group of palmatus is from Australia, sturdy, stiff-branches on an upright growing plant with a compact formation of foliage clusters of bright green tones having very small 5-lobed leaves. Excellent specimen for Bonsai and container growing. (3' - 7') Sun &/or part shade. 3' - 4' \$75.00

Coral Bark Maple - See *Sango kaku*.

Corallinum - Amoenum - *green* - Unusually distinctive shrimp-pink colored slightly crinkled leaves, turning in color during the summer to subtle variegated freckling of green, that finally transcends to scarlet in the early fall. The multi-branching, upright tree is successfully grown in containers and makes an excellent companion plant in the landscape. (7'- 13') Sun or part shade. 1'- 2' \$40.00, 5'- 6' \$250.00

Crimson Carol - Matsumurae - *red* - The large 7-lobed leaves are quite distinctive and are very deeply divided right to the junction of the leaf base and stalk. The lobe tips are tail-like and sharply pointed. The margins are distinctly and evenly toothed giving it a feathery look. The leaves are dark purple-red until late summer, turning a reddish orange in the fall. (7' - 13') Sun. 2'- 3' \$50.00

Crimson Queen - Dissectum - *red* - Beautiful cascading mounding shrub with finely dissected, deeply divided, dark red foliage color carried throughout the entire growing season, can endure periods of 100°F. in full sun with very little sunburn. Very suitable for container growing. A delightful addition to the garden. (3' - 7') 1' - 2' \$40.00, 3' - 4' \$80.00, 5' - 6' \$200.00

Dragon Tears - This palmate leaf Japanese Maple cascades like a dissectum leaf Japanese Maple, but is not as wide. It is similar to leaf and tree form of Acer p. Ryusen, but coloration being in the reds. It has Spring leaf color of Crimson red which turns burgundy-red as the leaf matures for Summer. By end of Summer we see a color change to rusty red. Autumn Leaf color bright red. Sun to part shade. 6' - 8' at maturity. 3' \$125.00

Elegans - Matsumurae - *green* - This rounded, sturdy and low growing superstructure is nicely blanketed with juvenile yellow-green spring foliage. As the season progresses, these juvenile leaves change to a deeper green. The leaves have 5-7 deeply divided lobes with serrated edges. These widely separated lobes are almost divided to the leaf base. The fall color becomes a vivid orange underscored with red. Great plant for the garden. (7' - 13') Sun. 4'- 5' \$100.00

Emerald Lace - Dissectum - *green* - This plant is a much deeper green than most dissectums. A fast grower with lacy foliage and pendulous branches. The new foliage is yellow-green in spring, darkening by mid-summer and then unexpectedly turning a bright burgundy red in the fall.

The medium sized leaves are deeply dissected to the leaf base. A wonderful addition to the landscape. (7'- 13') Sun &/or part shade. 3'- 4' \$80.00

Fairy Lights - Japonicum - *green* - A rather stiff, informal, upright bush that grows very slowly. The foliage is multi-dissected. The lobes radiate outward from the petiole attachment, each well separated and in turn very deeply dissected, giving a total lacelike appearance. The spring and summer color is a light green, changing in fall to a mixture of gold and scarlet. (3') Sun or part shade. (Fall 2016) 2'- 3' \$50.00

Filigree - Dissectum - *green* - A well rounded, compact, cascading plant with a beautiful carriage, handsomely bearing double dissected light green lacy leaves changing in the fall to rich golden-yellow. Excellent container plant and is highly praised for its interesting color changes and delicate texture. (3'- 7') Sun &/or part shade. 3'- 4' \$80.00

Fireglow - Palmatum - *red* - Another impressive tree with an upright and well-branching carriage, ornamented by a remarkable canopy of radiant red palmatum-type leaves. It also displays a bright red burst of fall color. Excellent plant for the garden and for container growing. (13'- 20') Sun &/or part shade. 3'- 4' \$80.00, 4'- 5' \$125.00

First Ghost - Matsumurae - *variegated* - The first and one of the best of the Ghost series of Japanese maples. 'First Ghost' leafs out in the early spring with bright white to cream sharply divided leaves which are accented by deep green veining to the leaf on the inside while the outside of the leaf is edged in a red purple. In mid-summer the variegation may fade to a dark green veining on a lighter green background. Grows in a semi-pendulous habit. Fall colors are bright golden yellows to orange. (7'-13') 1' \$30.00

Garnet - Dissectum - *red* - A dome-shaped plant (3'- 7') with pendulous, spreading habit cascading to the ground. The red-orange leaf color holds well into the summer season if planted in a sunny location, otherwise it changes to a greenish cast. Excellent container plant. Besides the uniquely graceful appearance, the richness of the finely cut golden fall foliage enhances its beauty in the landscape. Sun or part shade. 1'- 2' \$50.00, 2'- 3' \$75.00, 3'- 4' \$80.00, 4'- 5' \$175.00

Geisha - Dwarf - *variegated* - This noteworthy New Zealand hybrid is a small growing bushy plant beautifully foliaged with 5-7 lobed leaves almost divided to the leaf base. The lobes are narrowly ovate with pointed tips. The leaf margins have large and deeply cut edges. The juvenile spring growth presents notable shades of pink to light cream highlighted with deep to medium green freckles/patches. The evolution of spring color goes from cream to tones of yellow-green and the main midribs become green, all underscored with bright pink nuances throughout the summer. The fall leaf color becomes a modified red prism of color. Great container plant as well as a plant for a rockery. (3'- 7') Sun / some shade. 2'- 3' \$100.00

Geisha Gone Wild - Palmatum - *variegated* - A spectacular new maple with variegations in purple-pink, white and green. A selected seedling from Geisha with similarly shaped foliage but, instead of spotted variegation, it had varying pink and cream sections along the margins of the greenish light purple leaves. The variegated patches distort the lobes causing them to twist and curve in any direction. The leaves have 5 long narrow lobes divided almost to the leaf base. Fall color is purple-orange on a small, upright growing tree. (3'- 7') Sun or part shade. 3'- 4' \$100.00

Ghost Dancer - This is a new variety that seems to defy mother nature. The foliage is constantly changing color. Newly emerging spring leaves are white with blood red tips. Then slowly changes to whitish pink with green midribs. Then transforms to more white with more pronounced green midribs. For optimal vitality, the Ghost Dancer Japanese maple requires shade. If exposed to extensive amounts of sun, this maple variety will burn. Place in dappled shade for no more than 2- 3 hours of sun in the morning with afternoon shade. (3'-7') 3' \$35.00

Golden Full Moon Maple - See shirasawanum - 'Aureum'

Green Fingers - Palmatum - *green* - This round, shrub-like tree has deep green palmate leaves that are very narrow, almost thread-like, providing additional texture. Excellent addition to the landscape or grown as a container plant. (3'- 7') Sun or part shade. 3'- 4' \$75.00

Green Mist - Dissectum - *green* - As the names implies the juvenile bright green leaves appear as a beautiful mist of very finely cut dissected feathery leaves that silhouette this rounded plant with cascading branches. The fall leaf color has orange-yellow-gold tones. A great plant for Bonsai culture and container growing. (3'- 7') Sun &/or part shade. 2'- 3' \$75.00, 3'- 4' \$90.00

Harusame - Palmatum - *green* - Even though this cultivar is categorized as a variegated maple, only a dozen leaves may have variegation at any one time. However, the most notable feature of this upright, bushy tree is brilliant red palmatum-leaves hued with yellowish brown markings in the fall. In spring, light green 5 to 7 lobed leaves are deeply cut almost to the leaf center and mature to a deeper green color as the season progresses. (7'- 13') Sun or part shade. 3'- 4' \$75.00

Harvest Orange - Palmatum - *green* - Upright, broad growth habit with glossy leafed 5-lobed green leaves in the spring and summer. Magnificent orange and red tones light up the branches for the fall. Excellent choice for the landscape. Sun or part shade. (13'- 20') 4'- 5' \$100.00

Hefner's Red - An upright Japanese maple similar to and, according to some, superior to Bloodgood. It's a compact grower, comes out in the spring with vibrant red leaves and turns to a very deep red as summer approaches. It holds that deep red color right into the fall. (18') 3' \$30.00

Helena - Palmatum - *green* - Young spring foliage emerges a bronzed coppery pink and orange, changing to light green with bronzed margins and tips, gradually turning a darker green for the summer. Fall color is yellow, then orange to bright red. The small leaves have 5-7 lobes that are deeply divided on an upright, compact grower. (7'-13') Sun or part shade. 4'- 5' \$100.00

Higayama - Palmatum - *variegated* - An aggressive growing and upright Maple. The leaves emerge in a wide array of shapes and sizes, each leaf is green along the leaf veins with a border of white around the green followed by a band of hot pink that extends right to the edge of the leaf. Its fall color is just as smashing as leaves morph from variegated to brilliant red almost overnight before they drop. (7'-13') 3' \$80.00

Hogyoko - Amoenum - *green* - Flamboyant fall colors of brilliant orange tones evolve from deep, lustrous, heavily textured green leaves of spring. Foliage has 7 lobes, broadly palmate with finely serrated edges. This sturdy, upright, well-branching tree is a wonderful companion plant in any garden. (13'- 20') Sun &/or part shade. 4'- 5' \$85.00

Hubb's Red Willow - Linearilobum - *red* - This upright tree has marvelous purple-red spring foliage with long and narrow lobes giving it the appearance of a dainty bamboo. The fall color is fiery shades of orange and red. Excellent container and landscape plant. (7'- 13") Sun or part shade. 3'- 4' \$75.00

Ibo Nishiki - Palmatum - *green* - This cultivar is probably best known for its very rough wart-like bark. It will develop on a specimen of 3 years of age and older. It develops a lentil-shaped rough brown bark that is stacked up in groups. It remains separated for many years and finally does come together which also includes areas of green intermediate bark. The upright growing canopy nicely parades typical palmatum type leaves of 5-lobes separated two-thirds of the way to the leaf base. The lobes are long-ovate with sharply toothed margins. The green leaf color of spring /summer gradually changes to yellow-orange and to suffused dark red of fall. (13'- 20') Sun or part shade. 2'- 3' \$60.00

Iijima Sunago - Matsumurae - *variegated* - A stalwart and upright growing tree forming a rounded canopy shrouded with large 7-lobes finely toothed, deeply divided leaves of good substance. Spring juvenile growth begins as a lustrous red underscored with orange. In summer, leaves mature into a purplish-brown randomly sprinkled with irregular green spots resembling sand-sprinkles. From late summer into fall, leaf color evolves to a brilliant red with the midrib always a contrasting green. (13'- 20') Sun &/or part shade. 3'- 4' \$75.00

Inaba shidare - Dissectum - *red* - A sturdy, somewhat upright growing, cascading mound-shaped dissectum with deep purple-red leaves having greater substance and vigor than other dissectums, along with a larger

leaf size, more restrained leaf texture and the same leaf color throughout the season, until fall when this intense crimson silhouette becomes pre-dominant. Excellent container and landscape plant. (7'- 13') Sun &/or part shade. 3'- 4' \$75.00

Inazuma - Matsumurae - *red* - Matures into a well-proportioned, upright, multi-branching superstructure, supporting somewhat pendulous branches that parade lustrous dark purple-red, deeply divided, juvenile leaves of spring and summer. As the seasons progress, the leaves deepen to a dark green and finally intensify to bright scarlet tones of autumn. Not an overly aggressive cultivar and mixes well with other plants. (20'- 40') Sun &/or part shade. 4'- 5' \$100.00

Japanese Sunrise - *Palmatum* - *green* - Another red bark maple, similar to 'Sango kaku', however this red bark color remains longer into the spring, and is therefore considered an improvement over all others. Again, this plant structure and form is much like the others, upright and spreading, with a rounded canopy. Green leaves turn to bright yellow in the fall. Great garden plant. (13'- 20') Sun. 3'- 4' \$75.00

Jeddeloh Orange - *Dissectum* - *green* - This unique selection is a weeping, pendulous plant form that is beautifully mantled with rich green coarsely dissected leaves. Each lobe radiates out from the petiole with narrow sections of 5-7 lobes. The juvenile spring foliage emerges as frosted hues of orange that mature to green, as new growth continues to emerge throughout late spring into summer. This plant flaunts its fall color with brilliant orange shades combined with yellow. A great container and landscape plant. (3'- 7') Sun or part shade. 2'- 3' \$75.00

Johin - A hybrid of *Acer shirasawanum* and *Acer palmatum* with deeply divided red leaves. Its Japanese name translates to 'elegant'. Foliage emerges in spring with deep red and purple leaves with light green veins, later fades to green during the summer months. In fall, it displays a fiery red-orange color. (13'- 20') 2'- 3' \$60.00

Julia - Matsumurae - *variegated* - Attractive green foliage with chartreuse veins and tinges of red throughout the season. The small lobed palmatum leaves are ornamentally significant and turn an outstanding orange in the fall. This slow growing plant forms a picturesque vase-shaped form suitable for small gardens and container growing. (3'- 7') Sun or part shade. 3'- 4' \$75.00

Kagiri nishiki - *Palmatum* - *variegated* - A beautiful, strong, slow growing variegated maple, with small bluish-green leaves, streaked white and margined in pink tones. This dense and upright growing tree is an excellent choice for the landscape. (13'- 20') Sun &/ or part shade. 3'- 4' \$75.00

Kamagata - Dwarf - *green* - A dwarf, mounding plant with exquisite leaves, 3-5 lobes widely separated and slightly twisted, with rolled margins, strongly colored with red to rusty-red and a bright green mid-rib, all densely produced, giving the entire plant a lacy delicate look. The fall coloration incorporates yellow-orange hues with a touch of red. Excellent container and Bonsai specimen. (3'- 7') Sun. 2'- 3' \$50.00

Kasen Nishiki - *Palmatum* - *variegated* - New foliage in the spring is often pink-red or light orange-red, which soon matures into variegated greens. The variegation is very subtle, with irregular sections of white or cream, occasionally some speckling or dotting of whitish green. The 5-7 lobed leaves are separated more than two-thirds of the way to the leaf base, with definite toothed edges. This small bushy tree is well worth a place in the garden landscape. (13'- 20') Sun &/or part shade. 3'- 4' \$80.00

Katsura - *Palmatum* - *green* - A handsome, widely spreading upright plant, beautifully structured by light yellow-orange spring growth with bright orange margins. As summer progresses, the small 5 lobed, saw-tooth leaves turn into a lush green dense canopy, finally being pre-empted by bright yellow-orange shades of fall. Excellent landscape, container and Bonsai cultivar. (13'- 20') Sun &/or part shade. 3'- 4' \$80.00, 4'- 5' \$100.00, 5'- 6' \$150.00

Keiser - *Linearilobum* - *red* - This is the brightest, lightest green of the threadleaf maples. Thread-thin leaves curve down from the branches, giving an extremely soft, graceful effect. Red fall foliage. Deciduous. Sun, Part Shade. Hardy to 0°F. (7'-13') 4'-5' \$75.00

Ki hachijo - Matsumurae - *green* - An impressive cultivar, growing upright, with spreading willowy pendulous branches that forms a round-topped tree. The bark is a strong green color with nuances of blue-gray, and white streaks that appear as the plant ages. A wonderful combination of fall colors develop as intense yellow-gold unites with rosy shades, coupled with light orange and reds. Bright green leaves have 9, occasionally 7 lobes that are long with deep serrated margins and very narrow pointed lobes. A great companion plant for the garden. (7'- 13') Sun or part shade. 3'- 4' \$80.00, 5'- 6' \$125.00

Kinky Krinkle - *Palmatum* - *green* - An upright deciduous tree with marvelous "crinkled" bright-green leaves that add a unique appeal. Fall color in golden hues. Prefers sun/partial shade. Hardy to -20°F. (7'- 13') 12"- 24" \$40.00

Kiyohime - Dwarf - *green* - A sturdy, vigorous, dense, round growing plant with beautiful, rich green leaves tinged orange and red in spring, followed by rich green for summer and finally being pre-empted by yellow-orange tones of fall. (3'- 7') Sun or part shade. 1'- 2' \$40.00, 2'- 3' \$50.00, 3'- 4' \$75.00

Kotohime - Dwarf - *green* - This particular cultivar is densely shrouded with the smallest leaves of all *Acer palmatus*. At times the leaves appear to be only 3 lobes even though they are usually 5. The prominent center lobe is interfaced with 2 side lobes that project outward. The juvenile leaves are presented in hues of bright rose or orange-red, especially on the margins, but evolve to light green in the center. These abundantly produced leaves are ruffled and grow in layers on a multitude of upright and side projecting branches. The fall leaf color is yellow undertoned with orange. Great plant for the landscape as well as for Bonsai culture. (3'- 7') Sun. (Fall) 3'- 4' \$90.00

Koto no ito - *Linearilobum* - *green* - This exotic and delicate appearing plant, upright and densely branched is beautifully canopied with narrow 5 (7) lobed lustrous olive green leaves. Showy crimson juvenile foliage modifies with age to green, all changing in the fall to various shades of yellow. An excellent landscape, container and Bonsai specimen. (7'- 13') Sun &/or part shade. 3'- 4' \$75.00

Koyuki - Each small green leaf of this upright Japanese maple has white veins and looks like a "little snowflake," which is the translation of the name. Sun to Partial Shade. Hardy to -20°F. (12'-15') 3'-4' \$75.00

Krazy Krinkle - *Palmatum* - *green* - A very new and unique plant that is upright and densely branched, beautifully canopied with green leaves that have downward curling lobes. Fall color is golden yellow. (13'- 20') Sun or part shade. 5'- 6' \$150.00

Kurabu yama - Matsumurae - *green* - A graceful, upright promenade, showered with a treasure of nicely textured thick, 7 lobed deeply divided green leaves with serrated edges. Juvenile spring growth has a terra-cotta appearance that transforms in the summer to a rich dark green, and finally to vivid red tones of fall. (7'- 13') Sun. 4'- 5' \$90.00

Kurui jishi - Dwarf - *green* - This wonderful upright tree has dark green leaves with tightly upward and inward rolled margins. Even though there are 7-lobes, the upward roll integrates the 2 basal lobes, giving the appearance of only 5. The star-shaped dramatic leaves have sharp pointed tips with a slight hook. In the fall an impressive yellow canopy greets all who pass by. A great container, Bonsai and companion plant. (3'- 7') Sun &/or part shade. 3'- 4' \$80.00, 4'- 5' \$100.00

Lemon Lime Lace - *Dissectum* - *green* - The leaves emerge a very light lemon yellow, becoming lime green in the summer, creating a lovely two tone effect from early summer onward. The fall color is a brilliant orange. The 5-7 lobed deeply dissected leaves have the lobes themselves dissected almost to the midribs on a compact, irregular mound with semipendulous branches. (3'- 7') Sun or part shade. 2'- 3' \$75.00

Lionheart - *Dissectum* - *red* - This unique, semi-upright red-purple dissectum retains its color well into the summer becoming bronzed with green undertones in early fall before turning deep crimson. The medium 7-lobed leaves are dissected to the leaf base displayed on an upright, widely spreading tree with pendulous branches. (7'- 13') Sun or part shade. 3'- 4' \$80.00

Lozita - *Palmatum - red* - An excellent new dwarf shrub with a rounded superstructure that presents amply produced attractive deep purple-red palmatum-type leaves that holds its color into the summer. This dense, well-branching specimen has radiant crimson red fall color. A very suitable plant for container growing and fits well into a garden environment. (3'- 7') Sun or part Shade. 1'- 2' \$40.00

Matsumurae - This round-topped, well-branching maple exhibits 5 lobed, pointed leaves that are double serrated and almost divided to the base. Significant bright green leaves of spring gradually change to dramatic iridescent yellows with undertones of orange in the fall. (7'-13') Sun. 1'- 2' \$40.00, 4'- 5' \$100.00

Mikawa yatsubusa - Dwarf - *green* - A finely branched dwarf shrub with a rounded silhouette, ornamented with a profusion of striking pale green leaves, overlaying one another like shingles. The exquisitely textured 7 lobed, finely serrated leaves have bright red tips. The fall leaf color is a combination of yellow-gold-orange tones. Easily grown in the landscape, container and Bonsai culture. Very choice and extremely rare. (3') Sun. 2'- 3' \$80.00, 3'-4' \$125.00

Mizuho beni - *Palmatum - green* - Very colorful orange-yellow spring foliage changes to dark green as the season progresses. A handsome, widely spreading upright plant. The fall leaf color is bright yellow-orange. Excellent companion plant for the landscape. (13'- 20') Sun. 5'-6' \$150.00

Moonfire - *Palmatum - red* - Long-lasting seasonal red color that lasts throughout the summer as well as its ability not to bronze out. It may rival the well known cultivar 'Bloodgood'. This upright growing tree with a rounded silhouette, boasts deep purple-red larger leaves with 7-lobes that gradually taper into a fine point with delicately serrated margins. This outstanding companion plant flaunts brilliant red fall leaf color. (20'- 40') Sun or part shade. 4'- 5' \$125.00

Murasaki Kiyohime - Dwarf - *green* - The deeply divided 5 lobed juvenile leaves are fern green in color, outlined with a ponderous of purple-red margins, eventually transcending to a solid green. This well-branched structure forms an upright and spreading form, beautifully surrounded in the fall with gold suffused orange. (3'- 7') Sun &/or part shade. A great plant for container growing or Bonsai. 2'- 3' \$80.00

Nicholsonii - *Matsumurae - green* - An upright and spreading cultivar clothed with juvenile spring growth of red with overtones of purple. A deep rich green color develops during the summer and is followed by brilliant fall colors of yellow to crimson tones. Sun &/or part shade. A great companion plant for the landscape. (13'- 20') 3'- 4' \$75.00

Nigrum - *Dissectum - red* - (Formerly Ever Red). A distinguished mounding maple with strongly cascading pendulous branches that form an umbrella-like canopy with delicate and finely dissected 7 lobe portions. Juvenile spring foliage is covered with grayish hairs, and as these newly developing shoots change, the rich deep red color emerges, and holds longer than other cultivars through the summer. Bright red tones of fall entirely overlay this durable landscape or container plant. (3'- 7') Sun &/or part shade. 3'- 4' \$80.00, 4'- 5' \$140.00

Nuresagi - *Matsumurae - red* - This stunning dark purple-red foliage, underscored with a slight bluish tint, successfully maintains its color throughout the season until intense red fall leaf color becomes dominant. The 7 widely spaced lobes radiate outward daintily blanketing the v-shaped plant carriage. Excellent landscape and container cultivar. (7'- 13') Sun or part shade. 3'- 4' \$85.00, 4'- 5' \$100.00

O isami - *Japonicum* - Very nice with open and spreading habit. Large orbicular green leaves turn brilliant fall colors of yellow to orange to red. New growth hues are yellow to pink, turning dark green in summer. Upright, sturdy growing. Sun to part shade. (20'-30') 5'-6' \$100.00

Ogon sarasa - *Matsumurae - red* - An upright and spreading cultivar clothed with juvenile spring growth of brick red, with overtones of deep green, has different color variegations throughout. During the summer, leaves turn totally green, finally transcending to combinations of orange-red for fall. Excellent landscape cultivar. (13'- 20') Sun or part shade. 3'- 4' \$80.00, 4'- 5' \$110.00

Okushimo - *Palmatum - green* - This very desirable cultivar has three outstanding features, odd-shaped leaves, sweeping upright growth habit and beautiful gold fall color. The spring foliage is bright green and each leaf is lanceolate and tapers to a sharp point with the margins of each lobe rolling upward to form a tube. The fall color is intense yellow and gold which seems fluorescent at times. (20'- 30') Sun or part shade. 3'- 4' \$80.00

Omato - *Amoenum - green* - This vigorous growing tree has a rounded top that generally grows as wide as tall. Large 5 to 7 lobed, pointed green leaves are tinged orange-red, but change to a lustrous deep green, and finally to wondrous tones of bright red for autumn. (20'- 40') Sun &/or part shade. 3'- 4' \$110.00

Omure yama - *Matsumurae - green* - An extraordinarily dense tree with a rounded silhouette, displaying spreading pendulous branches that become willowy. (Resembles a 'Weeping Willow'). The 7 lobed, deeply divided leaves are bright green with a tinge of orange on the margins, transforming in the fall to a combination of yellow-orange. Excellent garden tree. (7'- 13') Sun &/or part shade. 4'- 5' \$80.00

Orangeola - *Dissectum - red* - This outstanding dissectum differs from the other of its type by its orange juvenile foliage. As spring progresses, bronze colored leaves develop along with deep tone of green with a purple nuance. Colors are retained until fall when an eruption of crimson tones emerge. (3'- 7') Sun. 2'- 3' \$50.00, 3'- 4' \$100.00

Oregon Sunset - *Matsumurae - red* - Juvenile spring growth emerges as a soft red that quickly changes to hues of plum-red. The 5 or 7 lobed deeply divided leaves radiate outward and have long slender tail-like tips with finely serrated margins. Outstanding fall red foliage shrouds this upright, yet compact and rounded specimen. Very suited for containers and smaller landscape areas. (7'- 13') Sun or part shade. 2'- 3' \$75.00

Oridono nishiki - *Palmatum - variegated* - A sturdy, vigorous, upright growing tree with a round-topped canopy of rich deep glossy green, randomly variegated leaves. The serrated leaf margins have diverse variegations, as the bright rose/white/cream colors may be patterned differently on each individual leaf. Good container plant. (13'- 20') Sun &/or part shade. 4'- 5' \$90.00

Osakazuki - *Amoenum - green* - An outstanding tree with an upright carriage, and a rounded canopy with infamous flame red fall foliage. The large, 7 lobed palmatum-type leaves are a rich opulent green. This tree is a notable container and landscape plant. (20'- 30') Sun. 3'- 4' \$85.00

Oshio beni - *Amoenum - red* - The round-topped, well-branching tree is shrouded with 7 lobed (sometimes 9), partial serrated bright red pointed leaves that change to burgundy. Halfway through the summer, leaves turn to a bronze color, and finally to luminous red tones of fall. (20'- 30') Sun &/or part shade. 4'- 5' \$85.00

Oshu shidare - *Matsumurae - red* - Another sensational tree with an upright, rounded canopy and widely spreading pendulous branches from which graceful willowy shoots cascade to the ground. The leaves are deep purple-red with a green cast to the underside, changing to a vivid scarlet in the fall. Leaves are 7 lobed, deeply divided and radiating out from the leaf center. (13'- 20') Sun &/or part shade. 3'- 4' \$75.00

Pink Lace - *Dissectum - green* - This outstanding, cascading cultivar is beautifully mantled with bright pink juvenile new growth that slowly matures to green. This growth pattern continues through mid-summer. The notable spring foliage is highlighted in the fall with intense yellow-gold tones underscored with orange and red. A great landscape, container or Bonsai specimen. (3'- 7') Sun or part shade. 3'- 4' \$95.00

Pung Kil - *Linearilobum - red* - This cultivar is similar to 'Red Pygmy' but with longer, narrower, straplike lobes. The young leaves are light red, becoming dark red for the summer and finally turning to brilliant red for the fall. An upright, bushy growing tree. A great landscape specimen. (7'- 13') Sun or part shade. 3'- 4' \$80.00

Purple Ghost - *Matsumurae - red* - A new introduction by Buchholz Nursery who considers this cultivar to be one of the best. Dramatic juve-

nile spring foliage is a deep red-purple with contrasting black veins. The summer leaf color is also as dramatic, but eventually the margins deepen to almost match the deep vein color. The fall color is announced by fiery scarlet tones. The 7 lobed leaves are deeply cut 2/3 of the way to the base, with sharp serrated points on each lobe with rather wavy margins. The well-branching, rounded superstructure is a beautiful contrasting element to a garden setting. (7'- 13') Sun or part shade. 3'- 4' \$80.00, 4'- 5' \$110.00

Red Cloud - Linearilobum - *red* - The medium sized leaves have 5 to 7 lobes, divided almost to the base and slightly but distinctly toothed margins. Bright red foliage in the spring with yellow-green midveins, changing to a purple-red which last all summer and finally to an eye-catching orange-red for fall. A more open, rounded and wider growing habit. Excellent tree for any garden. (7'- 13') Sun or part shade. 4'- 5' \$125.00

Red Dragon - Dissectum - *red* - A compact and rounded plant with branches that cascade to the ground. The glowing fire-engine red juvenile spring foliage matures to deep burgundy of summer, finally culminating with the glorious seasonal curtain call of luminous red. Excellent container and Bonsai plant. (7'- 13') Sun &/or part shade. 2'- 3' \$60.00, 3'- 4' \$80.00, 4'- 5' \$125.00

Red Falcon - Palmatum - *red* - A small, upright tree displaying small red leaves that are deeply divided with long slender, slightly serrated lobes giving the appearance of a spidery starfish. Excellent for container and Bonsai growing. (3'- 7') Sun or part shade. 3'- 4' \$80.00

Red Filigree - Dissectum - *red* - A remarkably fine-branched, mounding cultivar clothed with weeping pendulous branches that are covered by very delicate and lacy dissected dark purple-red leaves that remain the same color throughout the season until the advent of fall when brilliant red tones become predominate. (3'- 7') Sun or part shade. 1'- 2' \$50.00, 2'- 3' \$60.00

Red Pygmy - Linearilobum - *red* - Delicate leaves of red-maroon appear very lace-like, displaying 5-7 lobed strap-like sections, amply produced on a broad and round-topped tree. Leaf color holds quite well through hot weather and does deepen in late summer to more purplish-tones. A great Bonsai specimen. (7'- 13') Sun. 3'- 4' \$75.00

Red Rocket - Palmatum - *red* - Upright, rounded top. A perfect maple for those areas that need fiery red fall color. 3' \$30.00

Red Spider - Linearilobum - *red* - This Canadian cultivar has a robust, uniform red leaves which last into the fall, when the color changes to a vibrant sanguine-red. The medium-sized 5-lobed, strap-like leaves have the basal lobes stretched outward to form a flat leaf base, or are angled slightly forward. The long-ovate lobes are thicker than the lobes of most strapleaf maples and are unusual in having numerous, fine, sharp-tipped teeth along the entire margins. This upright, small tree has horizontal branches whose tips tend to curve down to give a spiderlike but graceful lacy effect. (3'- 7') Sun or part shade. 4'- 5' \$100.00

Red Star - Dwarf - *green* - The leaves on this maple emerge a bright red in the spring and turn green during the summer. A second growth of new red leaves creates splashes of red on a green background, which persists until they turn yellow to orange in the fall. These small 7-lobed leaves are divided about two-thirds of the way to the leaf base. This compact, dwarf shrub is ideal for small garden and container or Bonsai cultures. (3'- 7') Sun or part shade. 3'- 4' \$75.00

Red Wood - Palmatum - *green* - One of the most distinctive features of this tree is the wonderfully showy red bark. Presently, this is the best of all, especially in the winter months. This upright spreading tree is nicely silhouetted with bright green palmatum-type 5 to 7 lobed leaves all abundantly furnished and beautifully displayed. Bright tones of yellow highlight the fall season. A great tree for the landscape. (13'- 20') Sun. 3'- 4' \$100.00

Rhode Island Red - Palmatum - *red* - This stunning new dwarf maple variety was introduced and developed by Rhode Island Nursery, Middletown, Rhode Island. This widely branching oval-shaped superstructure is densely canopied with bright red spring growth that deepens in color as it matures into summer. An ostentatious

array of orange-red fall leaves are contrasted by dark red winter stems. A very suitable maple for the garden as well as for container growing. (7'- 13') Sun or part shade. 2'- 3' \$50.00

Riley - Palmatum - *red* - Small dark red to purple leaves that do not fade in the sun. Holds its color throughout the season. Bright crimson red fall color. Upright and compact grower that is very suitable for the garden as well as for container growing. (7'- 13') Sun or part shade. 2'- 3' \$75.00

Ruby Red - Palmatum - *red* - This cultivar has an upright carriage and is well-structured with a multi-branching framework. Abundantly produced and beautifully presented large dark purple-red leaves have a dramatic appearance. The leaves are very pointed and each lobe is cut directly to the leaf base. The fall leaf color presents vivid red tones. An excellent landscape specimen. (13'- 20') Sun. (Fall 2016) 4'- 5' \$125.00

Ruby Star - Dwarf - *green* - The leaves on this maple emerge a bright red in the spring and turn green during the summer. A second growth of new red leaves creates splashes of red on a green background, which persists until they turn yellow to orange in the fall. These small 7-lobed leaves are divided about two-thirds of the way to the leaf base. This compact, dwarf shrub is ideal for small garden and container or Bonsai cultures. (3'- 7') Sun or part shade. 2'- 3' \$100.00

Seiryu - Dissectum - *green* - An upright growing tree with unconventional dissectum-type leaves (only upright of its kind). The delicate bright green leaves have seven well-dissected lobes. Vivid fall colors of intense gold to pale yellow canopy this graceful cultivar. (7'- 13') Sun or part shade. Easily grown in containers. 3'- 4' \$80.00, 4'- 5' \$100.00, 5'- 6' \$125.00

Shaina - Palmatum - *red* - The spring foliage emerges as densely tufted dark wine-red leaves with 5 deeply cut lobes that modifies in intensity by late summer, and finally displays vivid red leaves of fall. This compact, well-branching, rounded tree is ideally suited for containers. (7'- 13') Sun/ part shade. 2'- 3' \$50.00

Sharp's Pygmy - Dwarf - *green* - This dwarf plant has small palmatum-type green leaves that densely canopy multi-branched stiff and upright stems that form a rounded-top and a compact formation of foliage. Leaves deepen in color as summer progresses and finally displays striking orange-red tones of fall. It is an excellent plant for alpine gardens, Bonsai culture and container growing. (3'- 7') Sun. 3'- 4' \$110.00

Sherwood Flame - Matsumurae - *red* - A sturdy upright growing tree forming a rounded top, interfaced with spreading pendulous branches that display majestic red-purple leaves with just a hint of green. This color lasts throughout the summer, when the advent of fall boastfully announces an explosion of red flame colored leaves. Excellent landscape plant. (13'- 20') Sun &/or part shade. 3'- 4' \$75.00

Shigitatsu sawa - Amoenum - *variegated* - A spectacular springtime show of deep green veined leaves interspersed with a patchwork of pale yellow or yellow-green markings that hold well until the patchwork becomes greener as summer wanes, and traverses into fall where leaves become red or lush green shades. The somewhat open growing v-shaped tree is suitable for the landscape or container growing. (13'- 20') Some shade. 1'- 2' \$40.00

Shigure bato - Matsumurae - *green* - A shrub-like plant with widely spreading pendulous branches amply covered with bright red spring foliage. Leaves turn green during the summer months followed by a variation of fall colors, gold to red. A nice landscape and container plant. (7'- 13') Sun &/or part shade. 4'- 5' \$110.00

Shinju - Palmatum - *green* - The name translates to "pearl" perhaps due to the fall colors that have a quasi-iridescent quality. The fall foliage appears to shimmer with pastels and apricot color. Medium sized, upright growth habit. Green palmate leaves in summer. (20') 3'-4' \$90.00, 4'-5' \$125.00

Shin Deshojo - Palmatum - *green* - The most ostentatious of spring leaf color is this particular tree, as it flaunts bright fire engine red leaves. This grandiose juvenile foliage remains for well over a month, but transforms

to a charming red-green with infrequent leaves marked with small freckles of pale cream/white in midsummer. The fall color is a synthesis of red and orange tones. The 5 or 7 lobed leaves are a typical palmatum look. Red-brown to purple-red petioles hold the leaves two thirds of the way to the leaf base. Leaves are ovate, reducing to a point, with margins having serrated sharp edges. The growth habit is a rounded, well-branching superstructure. A wonderful plant for Bonsai and container growing. (7'- 13') Sun or part shade. 3'- 4' \$80.00

Shira Red - Palmatum - *red* - **This upright, multi-branching superstructure exhibits a broad and rounded canopy that is beautifully frameworked with red leaves in the spring that change to a nice bronze for fall. Excellent companion plant for the landscape.** (7'- 13') Sun or part shade. 3'- 4' \$85.00, 4'- 5' \$100.00

Shirazz™ - Palmatum - *variegated* - (AKA 'Gwen's Rose Delight') This new introduction from New Zealand offers heat resistant foliage and striking variegation. The leaves are stunning hues of crimson-pink with white margins, transitioning in the fall to bright crimson tones. The growth habit is upright and semi-weeping. (13'- 20') Sun or part shade. 3'- 4' \$75.00, 4'- 5' \$125.00, 5'- 6' \$200.00

Shishigashira - Palmatum - *green* - Compact and upright, this stubby plant features close-packed arrangements of dramatically crinkled deep green leaves of heavy substance. The small leaf has 5-7 lobes, very deeply divided, with each lobe being ovate and tapered to a point. The sides are curled upward, occasionally convoluted, and in most cases form a v-shaped trough. The fall coloration has luminous combinations of gold/rose/crimson tones. Easily grown in container and for Bonsai. (13'- 20') Sun. 2'- 3' \$75.00, 3'- 4' \$110.00, 4'- 5' \$275.00

Shojo - Palmatum - *red* - Large growing maple that has dark purple leaves in spring, but shows more burgundy color most of the season. Outstanding red color in the fall. Very similar to 'Bloodgood' maple except the leaves are smaller. Excellent plant for the landscape. (20'- 30') Sun or part shade. 4'- 5' \$100.00

Sister Ghost - Palmatum - *green* - White deeply divided leaves with a distinct pale green vein. Heavily serrated and ruffled with a rosy pink tip at emergence. Graceful wide, cascading form. Perhaps the strongest in the Ghost series. Needs protection from afternoon sun. (7' - 13') 3' \$30.00, 4' \$60.00, 5' \$65.00

Spring Delight - Dissectum - *green* - The extraordinary spring foliage is bright green, with multi-dissected lobes, deeply cut and serrated, terminating in an extremely fine tip. The contrasting juvenile feathery foliage is bright purple-red, which beautifully adds to the ornamentation of this canopy. Fall colors are quite spectacular and range from red to orange-red. The vertical growth is strong but not overly vigorous. (3'- 7') Sun or some shade. 1'- 2' \$50.00, 3'- 4' \$85.00

Shojo nomura - Palmatum - *red* - 'Shojo nomura' means "beautiful red faced monkey". Upright. Emerges dark purple almost black in early spring but later growth is decidedly red and seems to be more red than purple most of the season. Brilliant effects can be obtained by planting this tree where its translucent leaves can be back lit by the morning or evening sun. Fall color is red and usually outstanding. (13'-20') 5'-6' \$100.00

Sumi nagashi - Matsumurae - *red* - This broadly branching upright tree displays lustrous purple-red spring leaves that graduate to a very dark maroon in the early summer, to dark green-red and mahogany tones during mid-summer and finally developing bright crimson tones of fall. These 7 lobed leaves are almost divided to the base with doubly serrated outer margins interfaced with smooth inner margins and sharp points. (13'- 20') Some shade. 4'- 5' \$100.00, 5'- 6' \$125.00

Sunset - Dissectum - *green* - A typical mounding dissectum maple with non-typical leaves and colors. It possesses the same cascading growth habit as most, growing slowly. The medium-sized leaves have a neat appearance since they are held on a common plane and do not twist. The lobes are distinct in that they are dissected only once, on both sides of each midrib, and are not doubly dissected as they are in other varieties. The new foliage is a bright green, rather light with an overall tinting of rust, changing to shades of bright orange and reds in the fall. (7'- 13') Sun or part shade. 2'- 3' \$40.00

Tamuke yama - Dissectum - *red* - An ancient Japanese maple with a mounding superstructure clothed with cascading branches to the ground. Multi-dissected and deeply cut, 7 to 9 lobed, finely tipped leaves unfurl to exhibit dark crimson red foliage changing to a very dark burgundy. This color is held throughout the summer until the transition of glowing red embers for fall. Excellent landscape and container plant. (7'- 13') Sun. 2'- 3' \$75.00, 3'- 4' \$110.00

The Bishop - Palmatum - *red* - This selection has 7-lobed fairly deeply divided purple-red leaves with slender petioles. The lobes extend outward and are divided about three-quarters of the way to the leaf base. Each lobe is oblong-ovate, gradually tapering to a long slender point. The margins are uniformly and finely serrated. The purple-red is bright in the spring and does not bronze until late summer. The fall color is an excellent crimson. A vigorous, upright growing tree. (7'- 13') Sun or part shade. 3'- 4' \$85.00

Tiger Rose - Palmatum - *green* - The growth habit is a round-topped superstructure with cascading branches. Dr. Bump first found this seedling by 'Azuma Muraski', and named it for his wife. The juvenile foliage is a rosy-pink color tinged with pale green. As the season progresses to mid-summer, leaves are poised to exhibit a creamy-white with a deep green network of colored veins and margins. The reticulated leaves have 9 or 11 lobes that are long, ovate-lanceolate-shaped that gradually ascend to a sharp point with deeply toothed margins. The fall color shifts to red tones suffused with green. (13'- 20') Some shade. 3'- 4' \$75.00

Tobiosho - Palmatum - *green* - **This otherwise normal green palmatum comes alive in the fall with its vivid scarlet coloration. The small 5 lobed leaves are divided up to three-quarters of the way to the base and are slightly longer than wide. This cultivar has a upright and wide-topped superstructure.** (7'- 13') Sun &/or part shade. 2'- 3' \$65.00

Toyama nishiki - Dissectum - *variegated* - A very rare and distinguished foliage plant with a mounding shape, silhouetted with typical dissectum type leaves which are 7-9 lobes, finely divided with serrated margins and endless patterns and random variegation or lack of variegations of purple-red to greenish-red outer covering. Some juvenile foliage is a very intense red-orange as long as the plant is grown in shade. (3'- 7') Foliage sunburns easily. 3'- 4' \$75.00

Trompenburg - Matsumurae - *red* - An outstanding upright tree (13'- 20' at maturity), that broadens laterally with age (20'- 30'). The dramatic leaves are narrowly convexed, deep purple-red, and 7 to 9 lobes, fanning-out evenly from the petiole. Scarlet fall leaves complete the wonderful color cycle. Great container plant. Sun/part shade. 4'- 5' \$150.00

Tsuchigumo - Palmatum - *green* - The juvenile new growth is a rusty-red, but quickly changes to a bright chartreuse green, that holds throughout the summer. The fall foliage color consolidates vivid golds with red margins that blend within. The lobes are elongate-ovate, that decline to a sharp point, as they radiate outward. These textured lobes twist and curl for another floral dimension. This tree grows with an upright carriage, superstructured with well-branching, sturdy stems. (7'- 13') Sun or part shade. 3'- 4' \$75.00, 4'- 5' \$100.00

Tsukushi gata - Amoenum - *red* - A v-shaped tree with a rounded canopy, eclipsed with majestic deep purple-red leaves that hold their color all season, until fall when they change to a bright red. The chartreuse colored seeds add another point of interest. Beautiful plant for the garden or in a container. (7'- 13') Sun &/or part shade. 5'- 6' \$150.00

Tsuma gaki - Amoenum - *green* - An extremely graceful upright, widely spreading tree, exhibiting handsome pale yellow-green leaves that gracefully droop from the branches. The tips of each lobe incorporate color from terra cotta to pale burgundy. Dark green summer foliage changes to various intensities of red for fall. Easily grown in a container or the landscape. (7'- 13') Sun &/or part shade. 3'- 4' \$75.00

Twombly's Red Sentinel - Palmatum - *red* - **This is a witch's broom of A. Bloodgood. The leaves emerge bright red, remaining until they change color to a burgundy-maroon for summer and fall. The foliage holds for weeks later than most maples. For winter interest the branches and stems are a deep attractive maroon-red. Very dense**

growing with a columnar habit and a v-shaped canopy. (7'- 13') Sun or part shade. 4'- 5' \$125.00

Ukigumo - *Palmatum - variegated* - This shrub like plant has a trim open habit animated with variegated patterns of color that is totally random. The basic leaf color is pale green and white, with a minute freckling of pink. Leaf surfaces are roughly textured with some lobes displaying a downward twist or a sideways curl. Wonderful tree for the landscape or grown in a container. (7'- 13') Shade. 2'- 3' \$75.00, 3'- 4' \$125.00, 4'- 5' \$150.00, 5'- 6' \$200.00

Ukon - *Palmatum - green* - The Ukon maple is a distinguished dwarf cultivar. The Ukon has an astounding pea green bark. This tree is slow growing and petite. Leaves emerge pale green in spring. In summer, they are a light green, and clear yellow foliage in Fall. Sun or partial shade. (10') 3' \$30.00

Uncle Ghost - *Matsumurae - variegated* - This cultivar has a network of leaves with green veins on a paler, whitish green background. It is especially colorful in the spring and early summer when the young leaves are flushed bright pink from the outer margins. Fall color is a bright red. The medium to large 5-7 lobed leaves are mainly divided almost to the base. The lobes have long, drawn-out, pointed tips and the margins are coarsely toothed and very crinkly. This attractive tree needs some protection from the afternoon sun. (3'- 7') Part shade. 3'- 4' \$75.00

Van den Akker - *Matsumurae - red* - A large leaved cultivar with excellent orange autumn color. The moderately deeply divided green leaves have seven ovate lobes with long pointed tips and regular sharply toothed, almost feathery margins. Excellent for the landscape or container growing. (7'- 13') Sun or part shade. 2'- 3' \$75.00, 3'- 4' \$85.00

Villa Taranto - *Linearilobum - green* - A great acquisition for the garden as 5 lobed dark green narrow, strap-like leaves are covered by juvenile growth with implications of red overtones, that finally change in the fall to golden-yellow rays. This lacy and dramatic display adorns a rounded, well branching plant, very suited for container growing. (7'- 13') Sun &/ or part shade. 3'- 4' \$85.00, 4'- 5' \$150.00

Viridis - *Dissectum - green* - A strongly cascading tree with long drooping branchlets forming a dome-shaped plant, which has a beautiful delicate framework of bright green, leaves deeply cut and serrated. In the fall, phenomenal gold colors predominate. Part shade will keep the foliage looking good all season. (3'- 7') Excellent container plant. 3'- 4' \$75.00, 5'- 6' \$250.00

Waterfall - *Dissectum - green* - This mounding shrub has an elegant cascading character with strong and sturdy branch development that slowly adds height as it matures. These remarkably delicate bright green leaves are well dissected and finely cut, and will withstand full sun quite well. The fall colors are intense golden-yellow with a touch of crimson. Great container plant. (7'- 13') Sun &/ or part shade. 1'- 2' \$50.00, 3'- 4' \$75.00

Whitney Red - *Palmatum - red* - An upright, well branching tree frameworked with a broad rounded canopy featuring 7 to 9 lobed, typical palmatum-type leaves of mahogany-red. As the season progresses a subtle green cast evolves that soon, changes as fall approaches and a progression of bright crimson color develops with explosive energy. Beautiful landscape plant. (13'- 20') Sun or part shade. (Fall 2016) 3'- 4' \$75.00, 4'- 5' \$110.00

Winter Flame - *Matsumurae - green* - An attractive tree for all seasons. Many of the characteristics of this tree are similar to 'Sango Kaku', except for it's more compact and bushy growth habit. This New Zealand cultivar exhibits 7 lobed deeply divided leaves with special basal lobes that protrude backwards and outwards. The 3 middle lobes are ovate-triangular shaped with downward pointing tips. Juvenile spring growth of pale lime-green is beautifully contrasted with pink-red multi-branches. Throughout the summer, leaves transition to a medium green, and finally in the fall to a synthesis of handsome yellow-orange-red tones, suffused with light red. A great tree for container growing as well as a rockery setting. (7'- 13') Sun or part shade. 2'- 3' \$125.00

Wou nishiki - *Matsumurae - green* - This upright, well-branched cultivar is animated with deeply divided and incised 7 lobes, 5 of which are

widely separated. Juvenile foliage is somewhat yellow-green in color with undertones of bright rose margins that shade into each lobe, with the exception of the midriff, which always remains green. The rose tones diminish as the summer progresses and leaves transcend to a bright pale-green. Vivid scarlet hues of fall ornament this excellent Bonsai and/or companion plant. (7'- 13') Sun &/ or part shade. 4'- 5' \$80.00

Yezo Nishiki - *Amoenum - red* - Rich, bright redish-purple spring color which turns to a deeper color. As summer progresses, the leaves tend to bronze out with greenish color in the veins. Fall colors are scarlet red. A large upright and spreading tree. (13'- 20') Hardy. 2'-3' \$75.00, 3'-4' \$100.00, 4'- 5' \$125.00

A. campestre - Carnival - The new foliage emerges in spring on red-dish stems, each nicely lobed and bright green, delicately outlined in pink and then white around the edges. In the summer, the pink part changes to green. Fall heralds an array of bright yellow shades. Upright and slow growing shrub making this excellent for smaller gardens and containers. (3'- 7') Sun or part shade. 1'- 2' \$50.00

A. circinatum - Burgundy Jewel - A wonderful small tree with purple-red leaves that hold their color well throughout the summer, especially in full sun. Fall colors range from brilliant orange to scarlet red. Excellent for container growing as well as a rockery setting. (3'- 7') Sun or part shade. 2'- 3' \$35.00, 4'- 5' \$125.00

A. circinatum - Sunny Sister - A distinctive, low growing cultivar with pretty, very small circular leaves in the spring that emerge yellow gold changing to a medium green in the summer. The fall color changes to shades of plum red, purple and crimson. This dwarf growing mounding plant is canopied with small 7 lobed leaves which are broadly ovate and have short pointed tips and irregularly toothed margins. Good landscape plant. (3'- 7') Some shade. 3'- 4' \$75.00

A. circinatum - Pacific Fire - This cultivar has beautiful flaming red bark in the winter that dazzles the landscape with color. The orange-red bark has a waxy sheen to it that really makes the bark shine. Nice bronzing of the leaves when placed in full sun. A multibranching tree that is slow growing. Lime green orbicular leaves unfold like fans. Fall color is bright yellow with some orange which really makes a statement against the fiery red bark. (7'- 13') Sun. 3'- 4' \$75.00

A. griseum - Paperbark - The thin peeling, cinnamon colored bark is the hallmark of the paperbark maple. The tree is very smooth in places where the bark has peeled away. Some curls of peeling bark remain attached to create a richly textured appearance, especially in the winter. The bark begins to exfoliate when the tree is young. Fall colors of yellow, orange, and red lasting longer than most maples. Spring leaves emerge blue-green on this slender, multistemmed, upright growing tree. (20'- 30') Sun or part shade. (Fall 2016) 4'- 5' \$115.00

A. pseudoplatanus - Eskimo Sunset - These tremendously variegated green, pink, creamy white leaves, are 3"- 5" wide with 5 lobes and prominent veining. The underside is a reddish-purple color. The Sycamore maple group that also has this same red-purple color beneath is called *Atropurpureum* (Spaethii). This medium sized columnar tree, with a broad top, grows 10' tall x 5' wide in 10 years. Place this wonderfully unique tree in some PM shade to hold leaf color and prevent some color fading. It is hardy to -5°F. 3'- 4' \$100.00, 5'- 6' \$175.00

Plan your wedding in the Garden

Native Northwest Plants

TREE & SHRUBS

Abies - concolor - White Fir - (-30°F.) One of the large native timber trees that can grow 80' - 120' tall and 15' - 20' wide. However in 20 years, this cultivar should grow to 20' tall spreading to 5' wide. In this region no irrigation is necessary, but those requirements change for more southerly locations. Plant in full sun.

Pendula - A weeping form growing 10' tall and spreading to 3' wide in 20 years. . 3' - 4' \$60.00

Acer - Circinatum - Vine Maple - (-30°F.) A small deciduous tree famous for fall color and it's ability to hold stream banks and eroding soil. Grows best in some shade in the understory of a woodland area, but will grow smaller and denser in the open. Protect from hot afternoon sun. An open, v-shaped canopy with soft green leaves turning to a beautiful array of yellow, orange, and scarlet fall colors. Multi-stemmed growth habit to 15' in 20 years. 2' - 3' \$25.00

Amelanchier alnifolia - Serviceberry - (-30°F.) Drooping clusters of white or pinkish flowers in early spring are very showy. Purplish new growth turns deep green, then yellow and red in fall. Small dark blue fruit tastes like blueberries on a plant that matures to 20' in 20 years. Plant in sun or part shade. 18" - 24" \$12.50

Azalea - R. occidentale - (-5°F.) A wonderfully fragrant native, deciduous azalea that produces a bounty of funnel-shaped flowers in shades of pink to white showing color in late May. Glossy green leaves change in the fall to yellow, scarlet or rose crimson. Grows 3' in 10 years. Plant in full sun or part shade in well-drained soil. 12" - 18"

Cornus - Redtwig Dogwood - (-30°F.) *Cornus alba* and *sanguinea* are all known as redbud dogwoods, and will offer a delightful bush in the landscape. They grow 8' - 10' tall as wide. These cultivars are best if pruned 10" - 12" each year to promote a healthy plant with vigorous new and colorful growth. Sun or part shade.

C. alba - **Hedgerow's Gold** - This wonderful plant has bright yellow and green variegated leaves on deep red stems. 1' - 2' \$15.00

C. sanguinea - **Midwinter Fire** - Stems of unbelievable color for winter landscapes with brilliant shades of yellow, orange, and red. Makes an impressive mass planting. Leaves are deep green for the summer changing to shades of orange-red for the fall. 1' - 2' \$15.00

C. stolonifera - **Cardinal** - The stem color changes from coral in fall to a deep cherry-red in the winter. Deep green leaves in spring. An outstanding choice for winter interest. 1' - 2' \$15.00

Physocarpus - Ninebark - (-50°F.) An upright growing, deciduous shrub with peeling bark displaying medium sized, pointed green leaves. Dense clusters of small white flowers appear in spring. Plant in sun or part shade. Grows 8' tall in 10 years. 2' - 3' \$25.00

Pseudotsuga - meniesii Douglas Fir - (-30°F.) This very versatile tree will grow in sun or part shade and in a variety of soils, aside from marshy areas, and will also tolerate wind. This piercingly pyramidal, fast growing tree has soft, deep green 1½" needles that spread out in all directions. The slightly drooping branches have upturned ends and when needles are crushed have a sweet evergreen fragrance. In 20 years the growth rate should be about 20' tall and spreading to 7' wide. The reddish-brown 3" oval cones are pendulous. 2' - 3' \$30.00

Rhododendron - R. macrophyllum - (-5°F.) A somewhat open, upright growing plant exhibits lance-shaped medium dark green leaves, paler beneath, from which emerge dome-shaped trusses, ranging in color from white to pink highlighted with red freckling within. Grows 5' in 10 years and blooms in Mid-May. Plant in sun or part shade. (Fall 2016) 8" - 10", 10" - 12"

Ribes sanguineum - Red Flowering Currant - (-30°F.) One of the most beloved and showy of the native shrubs, the brilliant display of carmine red flowers in the early spring are welcome by gardeners and hummingbirds alike. Best grown in rocky well-drained soil in sunny locations. Grows upright to 6' in 10 years, producing a red edible berry used in preserves and sauces. 2' - 3' \$12.50, 3' - 4' \$25.00

Pink Flowering Currant - (-30°F.) A 5' - 12' deciduous shrub with long showy pink flower clusters that cover the plant in January to March. Attracts hummingbirds. 2' - 3' \$12.50, 3' - 4' \$25.00.

White Flowering Currant - (-30°F.) White flowers in early spring followed by blue-black berries in summer. Wildlife are attracted to the summer fruit. 2' - 3' \$12.50, 3' - 4' \$25.00.

Vaccinium ovatum - Evergreen Huckleberry - (0°F.) Plant in shade or shady areas. Slow growing to 12' in 10 years, with a dense, upright structure and green glossy leaves. Small white flowers appear in spring, later turning red, and maturing to delicious almost black berries used in pies and preserves. Prefers a moist, well-drained area. gallon \$15.00

PERENNIAL & GROUNDCOVERS

Asarum caudatum - Wild Ginger - (-30°F.) This evergreen, low growing groundcover is best planted in partial to full shade. It forms a lush, dark green carpet of heart-shaped leaves displaying reddish brown bell-shaped flowers in spring on a plant growing 7" - 10" tall. gallon \$6.00

Cornus Bunchberry - Canadensis - Canadian Dogwood - (-50°F.) This creeping deciduous rootstock sends up many stems with whorls of 4-6 elliptical or rounded rich green leaves that turn in the fall to yellow or red. White compact flower clusters appear in May-June, followed by red berries in the summer. Plant in a moist and shaded areas. This plant grows 6" tall and spreads to 12" - 15". 4" pot \$4.00

Gaultheria shallon - Salal - (-10°F.) A compact, bushy, evergreen groundcover that spreads by suckers, best planted in moist soil. Small white to pinkish bell-shaped flowers in clusters appear in March-June on red stalks. Birds enjoy the edible but bland berries on a plant growing 1' - 2' tall. 4" pot \$3.00, gallon \$10.00

Kinnickinnick - Arctostaphylos - Bearberry - (-50°F.) A native plant that grows from Northern California to Alaska. This ground cover spreads horizontally, rooting as it goes. Small lush deep green leaves turn bronzy tones in the fall/winter while in the spring white/pink flowers of March/April become red berries of winter. Prefers full sun but can tolerate a partly shaded exposure. Plant in well-drained soil.

uva-ursi - **Massachusetts** - A very prostrate growing plant 6" - 8" tall, spreading to 1' - 2'. This variety grows with a great resistance to leaf spotting and leaf gall. gallon \$15.00

Mahonia - aquifolium - Oregon Grape - (-30°F.) An evergreen shrub with leathery leaves that resemble holly and purple clusters of berries. The flowers are yellow and appear in late spring. Very suited for low maintenance plantings and loose hedges. It is tolerant of most soil and weather conditions. Grows 5' x 5'. gallon \$10.00

M. repens - **Creeping Oregon grape** - This plant has matte blue berries that appear in summer and yellow flowers in spring. The leaves are shiny green turning bronze in the fall. Grows 9" tall and 12" wide. gallon \$10.00

We inventory a larger selection than shown here. Please contact us with your wish list.

Rhododendron Species

R. adenogynum Taliense s.s. Adenogynum (S. E. Tibet, China-Yunnan, Szechwan 11,000-12,000 ft.)

Sun or Part Shade Low 3' Late April White -15°F.
A well-furnished plant blanketed with large lance shaped, smooth-textured jade green leaves underscored with thick felt-like pale beige indumentum with cinnamon colored hairy stems. Trumpet-shaped white veiled rose blooms with red freckling within, are held in flat-topped trusses up to 12. (Fall 2016) 6"- 8"

R. alutaceum s. Taliense s.s. Adenogynum (Yunnan, 12,000 ft.)

Sun or part Shade Medium 5' Mid-April Rose -5°F.
Compact, habit with large oblong leaves with a leathery texture, the underside having a thick and wooly light tan indumentum. Funnel shaped, rose blossoms with blotched and spotted crimson set in trusses of up to 12. 12"- 15"

***R. arboreum** s. and s.s. Arboreum. (Kashmir to Bhutan, Khasia Hills 5,000-10,000 ft.)

Sun Tall 6' March Red to White +5°F.
The smooth-textured, somewhat glossy dark green foliage with whitish indumentum blankets this tall and upright growing plant. The bell-shaped 2" flowers range in color from blood red to white.

var. Berg - rose-pink rounded trusses. 12"- 15"

var. Roseum - dark rose flowers with crimson freckling. 10"- 12", 12"- 15"

R. arizellum s. Falconeri (Upper Burma, India, China-Yunnan 9,000-12,000 ft.)

Some Shade Medium 5' Mid-April Creamy-Yellow +5°F.
Large deep green ovate-shaped leaves above, are interfaced with thick bronze-colored indumentum beneath. The growth habit is upright, super-structured with moderately branching stems that in 7-10 years will support blooms with 15-25 flowers. These blooms can range in color from creamy yellow to pink and possibly to white, all with a crimson eye within. 12"- 15"

***R. atlanticum** s. Azalea s.s. Luteum (Eastern North America)

Sun or Part Shade Low 3' Late May White -15°F.
This deciduous plant has an open and upright growing habit displaying smooth-textured bright bluish-green foliage. The fragrant late May tubular funnel-shaped flowers are held in trusses of 4-10 that range in colors from white, white shaded pink, white blushed purple to pale yellow.
See Deciduous Azalea Section.

***R. augustinii** s. Triflorum s.s. Augustinii (China - Szechwan & Yunnan, Tibet, 4,500-13,000 ft.)

Sun/Part Shade Medium 5' April/May Blue/Lavender -5°F.
There are many different named forms of this tall, upright and compact growing plant with smooth dark green narrow leaves. The 2" bell-shaped flowers are held in clusters of 2-6. The flowers range in color from white, pink, deep blue, pale lavender, etc.

Barto Blue - medium blue flowers. 12"- 15"

Berg Form - nice medium blue flowers. 12"- 15"

Blue Cloud - wisteria blue flowers. 12"- 15"

Cecil Smith Form - bright blue flowers. 15"- 18"

Chasmanthum - a pale lavender-blue flower. (Fall 2016) 8"- 10"

Green eye - blue flowers with a green eye. 8"- 10"

Lackamus Blue - flat lavender blue flowers. 10"- 12"

Marine - medium powdery blue flowers. 10"- 12", 12"- 15"

Species Foundation - a bounty of medium blue. 15"- 18"

Tower Court - sky blue flowers. 8"- 10", 12"- 15"

Windsor Form - a panorama of bright blue. 15"- 18"

R. austrinum - s. Azalea

Sun/Pt. Shade Medium 5' June Varies -10°F.
Blooms just before midseason and before its leaves emerge. The flower is tube-shaped, often in large trusses; the stamens extend far out of the tube. The color varies, from near white, through cream, yellow, to orange and near red. Its fragrance is powerful throughout the garden. This is one of the best native azaleas. 12"- 18"

R. barbatum s. and s.s. Barbatum (Nepal, Bhutan 9,400-11,300 ft.)

Some Shade Medium 4' February/March Red +5°F.
An early blooming red with textured (bullate) leaves with bristles. The growth habit is somewhat open and upright. 10"- 12" \$30.00

R. bathyphyllum s. Taliense s.s. Roxieanum (S.E. Tibet, China-Yunnan, Szechwan 11,000-14,000 ft.)

Sun or Part Shade Low 2' Late April Pink to White -5°F.
Held in trusses of 10-15, pale pink to white 2" long bell-shaped flowers are generously integrated with red freckling and beautifully displayed. Deep olive green leaves on top are liberally coated with dense rusty indumentum below, all engulfing this well-branching, rounded silhouette. 10"- 12"

***R. bureavii** s. Taliense s.s. Adenogynum. (China - Yunnan 11,000-13,000 ft.)

Some Shade Medium 4' Early May White 0°F.
A plant most noted for its beautiful foliage. The growth habit is compact, dense and rounded with oblong dark green leaves and thick bronze-colored indumentum. White trusses have pink/crimson markings. Plant needs good drainage. 10"- 12"

R. callimorphum (W. Yunnan/Burma 8858 -11154 ft.)

Light Shade Tall 8' Late May Pink/Rose 5°F.
Medium-growing rounded evergreen. Small rounded to ovate deep green leaves. The delicate bell-shaped flowers are pink to deep rose. Best in light shade with good drainage. 10"- 12"

R. calostrotum s. Saluenense. (Upper Burma, Yunnan, S. E. Tibet, N. E. Frontier Agency 10,000-15,000 ft.)

Sun or Part Shade Semi-Dwarf 2' Early May Purple -5°F.
This plant is canopied with amply produced beautiful bluish-green aromatic leaves above, and densely covered mahogany-colored scales beneath. The widely funnel-shaped plum-colored flowers with crimson freckling are poised in loose clusters. (Fall 2016) 8"- 10"
var. Gigha - Rosy-red flowers. 8"- 10"

***R. campanulatum** s. Campanulatum (Kashmir to Bhutan 9,000-14,000 ft.)

Some Shade Medium 4' Late April Lavender to White -5°F.
Leaves are elliptic, oblong-elliptic dark green above and mahogany indumentum below. The upright and spreading plant has soft lavender to white blooms with slight freckling in the throat.
var. Blue Ox - new foliage is a deeper blue-green. 8"- 10"
var. Knaphill - handsome elliptically narrow, smooth-textured forest green leaves above, and cinnamon indumentum beneath, clothe this compact, mounding plant. 8"- 10"

***R. campylogynum** s. Campylogynum. (China - Yunnan, Tibet 9,000-14,000 ft.)

Some Shade Dwarf 1' Early May Rose to White -10°F.
This dwarf growing, compact and spreading plant with small dark green leaves has a pale green glabrous underside. The widely bell-shaped flowers are held in clusters of 1-3. 12"- 15"
var. Cremastum - a 2' grower with dusty-pink bells. 8"- 10"
var. Myrtilloides - a dwarf plant with dusty-pink flowers. 4"- 8"

R. camtschaticum s. Camtschaticum (Alaska, Bering Strait, Shores of Okhotsk Sea to N. Japan)

Sun or Part Shade Dwarf 1' March Rosy Plum -25°F.
A deciduous plant that bursts forth with new growth in early spring. New leaves are obovate with hairy margins. It flowers on new growth presenting rosy-plum colored flowers. 4"- 6"

R. ciliatum s. Maddenii s.s. Cilicalyx. (Bhutan, E. Nepal, Tibet 7,500-12,000 ft.)

Sun Low 3' Early April Pink to White +5°F.
A low, somewhat open and rounded growing plant with reddish-brown peeling bark. The oblong, medium sized dark green leaves are covered

with bristly hairs and the underside is partially scaly. The 2" blooms are long, beautiful tubular bell-shaped pale pink/white trusses. 12"- 15"

R. cinnabarinum s. *Cinnabarinum*. (Bhutan, Nepal, Sikkim, S. E. Tibet 9,400-13,000 ft.)

Some Shade	Low 3'	Late April	Red to Yellow	+5°F.
------------	--------	------------	---------------	-------

An upright, slender and somewhat open growing plant with foliage that is aromatic. The smooth-textured elliptically medium glaucous green leaves have a scaly underside. The 2" long tubular, pendulous flowers are held in trusses of 3-5.

var. blandfordiae - Tubular flowers of orange-red turn apricot to yellow. (Fall 2016) 6"- 8"

var. ssp. xanthocodon - Lovely flowers of apricot-yellow, faintly tinged outside with pale purple. The blue green foliage is outstanding on this upright growing plant. (Fall 2016) 6"- 8"

R. clementinae s. and s.s. *Taliense* (S.E. Tibet, China - Yunnan, Szechwan 11,000-14,000 ft.)

Some Shade	Low 3'	Mid-April	Pink to White	-5°F.
------------	--------	-----------	---------------	-------

This low growing plant remains compact and well-furnished with superb smooth-textured, oblong-oval green leaves above, covered with dense cream to pale buff indumentum beneath. The ball-shaped blooms range in color from white, cream-white, to blushed pink with dark red freckling in the throat. 12"- 15"

R. crinigerum s. *Barbatum* s.s. *Crinigerum* (Yunnan, S.E. Tibet 10,000-14,500 ft.)

Sun or Part Shade	Medium 4'	Late April	White to Rose	+5°F.
-------------------	-----------	------------	---------------	-------

Growth habit is upright and loose, with hairy foliage. Leaves are lance shaped to 7" long, dark shiny green above, felted with a dense whitish or deep buff indumentum underneath (not apparent on young plants). Bell-shaped flowers, to about 1½" long, are white or white flushed pink or rose, usually with an intense dark red blotch and occasionally spotted red, carried in trusses of up to 12.

var. Red - A rare form with red bell-shaped flowers. (Fall 2016) 8"- 10"

***R. davidsonianum** s. *Triflorum* s.s. *Yunnanense*. (China - Szechwan & Yunnan 6,500-11,500 ft.)

Sun or Part Shade	Tall 6'	Late April	White to Pink	0°F.
-------------------	---------	------------	---------------	------

An upright, somewhat open growing plant that may become leggy and need some additional pruning from time to time. The lance-like deep green leaves have dense scales on the underside. The funnel-shaped 2" flowers, range in color from veiled white to rose, with red freckling, all poised in clusters of 2-6.

Alba - white form. 15"- 18"

Ruth Lyons - and excellent clear dark pink. 15"- 18"

R. decorum s. and s.s. *Fortunei* (China, Yunnan, Szechwan 8,000-11,000 ft.)

Sun or Part Shade	Medium 5'	Late April	White	0°F.
-------------------	-----------	------------	-------	------

Fragrant white to veiled pink blooms are displayed in lax trusses of 8-14. Somewhat concave, smooth-textured oblong 6" green leaves with blue green hairy texture beneath, canopy this compact, upright growing plant. 8"- 10"

R. degronianum s. *Ponticum* s.s. *Caucasicum* (Japan)

Some Shade	Low 3'	Late March	Pink	-5°F.
------------	--------	------------	------	-------

This dense, compact and spreading plant is heavily foliaged with smooth-textured, narrowly oblong glossy deep green leaves on top, with dense buff to rust colored indumentum beneath. Flowers are pale pink to rose pink with deep pink veining, arranged in funnel-shaped trusses of 10-12. 12"- 15"

R. diaprepes s. and s.s. *Fortunei* (China, Tibet 9,000-11,000 ft.)

Some Shade	Tall 6'	Late June	White	+5°F.
------------	---------	-----------	-------	-------

Foliage is somewhat glossy, with smooth-textured, oblong light matte green leaves with a pale green underside. Large fragrant 4" wide angelic white flowers are held in loose trusses of 7-10. 8"- 10"

R. elegantum s. *Taliense* s.s. *Adenogynum* (China - Szechwan 12,000-13,000 ft.)

Some Shade	Medium 4'	Early May	Lavender/Pink	0°F.
------------	-----------	-----------	---------------	------

Oblong-elliptic, smooth-textured medium green top leaves are interfaced with dense felt-like cinnamon indumentum below. This beautiful leafy covering overlays this multi-branching, rounded plant. The one-inch

trumpet-like circular blooms are held in clusters of 10-20, ornamented with light lavender-pink tones and accented with deep red freckling within. 12"- 15"

R. falconeri - s. *Falconeri* (Sikkim, Nepal to Bhutan 8,000-11,000 ft.)

Some Shade	Medium 5'	Mid-April	White to Yellow	+10°F.
------------	-----------	-----------	-----------------	--------

Handsome red-brown flaking barked stems behold very large matte green wrinkled leaves layered with rusty brown indumentum on the underside. Large tight trusses hold 20-25 bell-shaped blooms ranging in color from white or creamy white to pale or deep yellow. 12"- 15"

R. fastigiatum s. *Lapponicum* (China-Yunna 11,000 - 16,000 ft.)

Sun or Part Shade	Dwarf 2'	Early May	Lilac-Blue	-15°F.
-------------------	----------	-----------	------------	--------

Suitable for rock and alpine gardens, this plant is finely textured with a tidy habit, handsomely bearing diminutive scaly dark green leaves over which lilac-blue flowers are abundant and showy. 8"- 10", 12"- 15"

R. ferrugineum s. *Ferrugineum* (European Alps, Pyrenees to Austria)

Sun	Semi-Dwarf 2'	Early May	Pink to White	-15°F.
-----	---------------	-----------	---------------	--------

Amply produced and appealingly presented, 1½" long, deep lustrous green leaves interface with masses of coppery-brown scales beneath, collectively cover this compact plant. Tubular ¾" trumpet-shaped blooms of dusty rose, rose-crimson to white are poised in clusters of 6-8. Needs excellent drainage. (Fall 2016) 8"- 10" thru 12"- 15"

R. fortunei s. and s.s. *Fortunei* (East China - Chekiang 3,000 ft.)

Sun or Part Shade	Medium 5'	Early May	Pink	-15°F.
-------------------	-----------	-----------	------	--------

A delightfully fragrant plant with deep matte green elliptic leaves that have a lighter green-color beneath. The attractive large pink flowers entirely cover the plant. 10"- 12"

var. Emma & May - Shell pink fragrant flowers on an upright growing-plant. 15"- 18"

R. fulgens s. *Campanulatum* (Nepal, Sikkim, Bhutan, Assam, Tibet, 11,000-15,000 ft.)

Sun or Part Shade	Medium 4'	April	Red	+5°F.
-------------------	-----------	-------	-----	-------

A very compact, mounding plant with medium-sized oval to oblong leaves that are smooth and dark green on top, with paler green and a heavy layer of reddish brown felt underneath. Scarlet-crimson tubular, bell-shaped flowers are held in tight trusses of 10-15 with large, very dark nectar pouches. (Fall 2016) 8"- 10"

R. glaucophyllum s. and ss. *Taliense* (E. Nepal, Sikkim, Bhutan, S.E. Tibet, North East Frontier Agency, 9,000-12,000 ft.)

Sun or Part Shade	Low 3'	Late April	White to Pink	0°F.
-------------------	--------	------------	---------------	------

This shrub has an open upright habit. Aromatic leaves, are lanceolate to elliptic-lanceolate, dark dullish green on top, white with a waxy bluish-green cast and slightly scaly underneath. Bell-shaped flowers are white, pink, or rose-pink to pinkish purple, and have a large leafy calyx. The blooms are carried in loose rounded trusses. 8"- 10"

R. globigerum s. *Taliense* s.s. *Roxieanum* (China 11,000-12,000 ft.)

Some Shade	Semi-Dwarf 2'	Late April	White	-5°F.
------------	---------------	------------	-------	-------

Remarkable lance-like leaves 3" long are matte deep green above with thick deep cinnamon-brown indumentum beneath. This mounding plant is canopied with dense amply furnished leaves and blooms of conical outline of white or white shaded pink with red freckling within. 10"- 12"

R. hanceanum s. *Triflorum* s.s. *Hanceanum* (China - Szechwan 5,000-13,000 ft.)

Sun or Part Shade	Dwarf 1'	Late April	Creamy Yellow	0°F.
-------------------	----------	------------	---------------	------

A carpet of dense leaves 4" long, ovate-lanceolate or lanceolate deep green with scales above contrasted with none below, along with a lighter green leaf color. Growth habit is rounded, and compact with some openness that exhibits lightly scented 1" long clusters of creamy white to a possible yellow with a deeply lobed calyx. (Fall 2016) 6"- 8"

R. hippophaeoides s. *Laponicum* (China - Yunnan, Szechwan 9,000-14,000 ft.)

Sun or Part Shade	Low 3'	Early April	Blue	-25°F.
-------------------	--------	-------------	------	--------

The oblong and scaly leaves are matte dark green on top with thick scaly gray green color beneath. The growth habit upright and spreading. Small blue tubular flowers are held in clusters of 6-8 and abundantly produced. 12"- 15"

***R. hirsutum s. Ferrugineum** (Alps of South Central Europe)

Some Shade Dwarf 2' Mid-June Pink -15°F.
The small elliptic shiny deep green leaves are partially covered with rusty scales on the reverse side along with bristles on the leaf edges. The growth habit is mounding and spreading. The ¾" small trumpet-shaped rosy-pink to white flowers are held in clusters of 5-8. (Fall 2016) 8"- 10"

R. hodgsonii s. Falconeri (Sikkim to Bhutan 10,000-12,500 ft.)

Sun or Part Shade Medium 5' Late April Rose to Purple +10°F.
This plant is silhouetted with large oblong leaves of smooth semi-glossy deep green above, that beautifully interfaces with smooth beige indumentum beneath. Well-branching thick stems eventually develop smooth reddish peeling bark. Flower color can vary from rosy hues to crimson to purple; all are 2" tubular bell-shaped rounded blooms. It does not bloom as a young plant, but is worth the wait. 12"- 15"

R. hyperythrum s. Ponticum s.s. Caucasicum (Formosa 3,000-4,000 ft.)

Sun or Part Shade Low 3' Late April White -15°F.
This compact and spreading plant has unique long, narrow and curly, smooth textured dark green leaves above with red freckling below. Ball-shaped white flowers with purple spotting in the throat appear in mid-spring. (Fall 2016) 8"- 10"

***R. impeditum s. Lapponicum.** (China - Yunnan & Szechwan 9,000-16,000 ft.)

Sun Dwarf 1' Late May Blue -15°F.
A compact and rounded growing plant has very small gray-green leaves with aromatic fragrance. The small bright deep-blue flowers totally cover itself. This plant has the capability of adapting to a very warm environment, such as reflected heat against a fence or building. Excellent for rock gardens. 8"- 10", 12"- 15"

R. insigne s. Arboreum s.s. Argyrophyllum, (China - Szechwan 7,000-10,000 ft.)

Sun or Part Shade Low 3' Late May Pink/White 0°F.
A well-branching, compact and rounded plant presenting remarkably thick and glossy dark green leaves, underscored with polished indumentum. Bell-shaped pink to white flat-topped groups of 8 flowers, enhanced with red freckling within and rosy-pink stripes radiating from the throat to the margins. 12"- 15"

R. intricatum s. Lapponicum (China - Szechwan 11,000-15,000 ft.)

Sun or Part Shade Dwarf 1' Late April Lavender Blue -15°F.
A compact and dense growing plant with very small dark green scaly leaves with a pale-green underside. The profuse lavender-blue small tubular flowers totally cover the plant. Ideally suited for rock gardens and Bonsai. 12"- 15"

R. iodes s. Taliense s.s. Roxieanum (S. E. Tibet 12,000 ft.)

Sun or Part Shade Low 3' Mid-April White -10°F.
This well-branching rounded framework is attractively covered with lance-shaped deep olive green leaves above with an infrastructure of rust colored indumentum beneath. Rounded bell-shaped blooms of white or veiled white with red freckling within. 8"- 10"

R. irroratum s. and s.s. Irroratum (China - Yunnan, Szechwan 9,000-11,000 ft.)

Some Shade Medium 5' Mid-April Cream to Pink 0°F.
This upright plant is canopied with narrowly elliptic smooth-textured green leaves above, with a paler underside. Tubular bell-shaped white of creamy-yellow, pink or rose blooms are heavily freckled with scarlet or green, held in clusters up to 15.

Polka Dot - Pale creamy blooms with a nuance of pink, and heavily freckled with red or green. 10"- 12"

R. keiskei s. and s.s. Triflorum (Japan 2,000-6,000 ft.)

Sun or Part Shade Semi-Dwarf 2' Mid-April Yellow -5°F.
The 3" long pointed leaves are scaly on both sides with bronzy juvenile foliage. The growth habit is compact and mounding. The funnel-shaped yellow flowers are held in clusters of 3-5. 12"- 15"

var. Yaku Fairy - A dwarf plant (1') growing very prostrate. 10"- 12"

***R. keleticum s. Saluenense.** (Upper Burma, Tibet, China - Yunnan 11,000-15,000 ft.)

Sun Dwarf 1' Mid-May Purple -15°F.
A compact and spreading semi-prostrate plant with small glossy, smooth-textured dark green leaves with a dense brown scaly underside. Small open saucer-shaped flowers of rich crimson-purple in upright trusses of 3. Excellent for Bonsai and borders. 6"- 8" \$15.00, 10"- 12" \$25.00

R. kiusianum s. Azaleas s. Obtusum. (Japan 4,000-5,000 ft.)

Sun or Part Shade Dwarf 1' Mid-May Pink to White -10°F.
There are many forms of this plant that range in bloom color from pink, white, salmon-orange, and red-purple. Excellent for Bonsai, young and heavily, and defoliates somewhat in winter. The growth habit is dense, compact and spreading with 2 leaf forms - spring and summer. **See the Evergreen Azalea Section.**

R. lanatum (formerly *R. flinckii*) s. *Campanulatum.* (Sikkim, Bhutan, Assam, Tibet)

Some Shade Semi-Dwarf 2' April Yellow +5°F.
A compact plant beautifully furnished with oval-shaped jade green leaves, above and thick suede-like sandy indumentum below. Bloom color varies from light yellow to purple, accented with red freckling within, all with trumpet-shaped blooms of 6-10. 8"- 10"

R. lepidostylum s. Trichocladum. (China - Yunnan 10,000-12,000 ft.)

Some Shade Semi-Dwarf 18" Late May Yellow -5°F.
The most notable feature of this plant is the distinctive and uncommonly beautiful blue-green hairy leaves with a dense brown scaly underside. The growth habit is compact and rounded, with small pale yellow funnel-shaped flowers. 6"- 8" \$25.00

R. lepidotum s. and s.s. Lepidotum (Himalaya, Nepal, Tibet, Burma, Szechwan, Yunnan 8,000-16,000 ft.)

Sun or Part Shade Dwarf 1' Mid-April Rosy Pink -5°F.
An open, upright, very slow growing plant with rounded, flat-topped rosy pink flowers displayed above narrow, dark green leaves with dense scales on both sides. (Fall 2016) 8"- 10"

R. leucaspis s. Boothii s.s. Megeratum (S. E. Tibet 8,000-10,000 ft.)

Some Shade Semi-Dwarf 2' Early March White +5°F.
A plant, that grows somewhat upright and open, with a bounty of hairy and elliptic deep lustrous green leaves above and blue-green beneath covered with yellowish scales. White blooms suffused pink are held in clusters of 3 and are highlighted by brown anthers. 8"- 10", 10"- 12"

R. litaganense s. Lapponicum (China - Szechwan, Yunnan 11,000-14,000 ft.)

Sun or Part Shade Dwarf 1' Late April Violet -15°F.
A perfect dwarf growing plant, suitable for rock gardens or borders. Densely clothed with small elegant scaly leaves of gray-olive green, bearing widely funnel-shaped cobalt-violet flowers that produce a prodigious display. 8"- 10", 10"- 12"

R. lutescens s. and s.s. Triflorum. (China - Szechwan & Yunnan 3,000-9,800 ft.)

Sun or Part Shade Tall 6' Late March Yellow +5°F.
This plant has a tall, slender, upright, and open growing superstructure with bright crimson new growth. The lance-like matte dark green leaves change to a radiant mahogany red. The pendulous clear primrose yellow blooms with light green spotting are clustered in trusses of 3-6 flowers. 12"- 15"

***R. luteum s. Azalea s.s. Luteum.** (See Pontica)

Sun Medium 3' May Fragrant Yellow -15°F.
This delightfully fragrant deciduous azalea grows into a dense, compact and somewhat upright plant displaying excellent autumn foliage. The soft yellow fragrant trusses have a vivid chrome yellow flare, and bloom in great profusion. **See Deciduous Azalea Section.**

R. lyssolepis s. Lapponicum (Szechwan 11,000 ft.)

Sun or Part Shade	Semi-Dwarf 2'	Mid-April	Violet	-15°F.
-------------------	---------------	-----------	--------	--------

Heavy flowering, small funnel-shaped flowers of deep violet in trusses of 3 above oblong dark olive green leaves on a semi-dwarf growing plant is very suitable for rock gardens and borders. 8"- 10"

***R. macabeanum s. Grande (Manipur, 8,000-9,000 ft.)**

Some Shade	Tall 6'	Late March	Creamy-Yellow	+5°F.
------------	---------	------------	---------------	-------

Very tall tree-like plant with enormous broadly elliptic dark green leaves with thick white or light beige colored indumentum below. Large ventricose companulate trusses of 20 creamy-yellow flowers with a purple eye in the throat. The plant does not commence to bloom until approximately 10 years of age. 10"- 12" \$30.00

var. Tower Court - A smaller grower. 10"- 12"

***R. macrophyllum s. and s.s. Ponticum (British Columbia thru N. California - sea level to 6,000 ft.)**

Sun or Part Shade	Medium 5'	Mid-May	Pink	-5°F.
-------------------	-----------	---------	------	-------

This somewhat open, upright promenade, exhibits lance-shaped medium dark green leaves, paler beneath, from which emerge dome-shaped trusses held in clusters up to 20, ranging in color from white to pink highlighted with red freckling within. (Fall 2016) 6"- 8", 8"- 10"

R. magnificum s. Grande (Burma-Tibet frontier, 6,000-8,000 ft.)

Some Shade	Medium 5'	Mid March	Rose-Purple	+10°F.
------------	-----------	-----------	-------------	--------

The name of this species describes it well, for it is truly magnificent. Leaves are oblong to oblong obovate, extremely large, to 18" x 9", dark matte green. The reverse sides have a thin covering of whitish or light tan indumentum. Rose-purple flowers, to 3" long, are tubular bell-shaped and are held in gigantic, compact trusses of up to 30 flowers. 12"- 15"

R. makinoi s. Ponticum s.s. Caucasicum (Japan 1,500-1,800 ft.)

Sun or Part shade	Low 3'	Late May	Pink	-10°F.
-------------------	--------	----------	------	--------

A dense, well-branched and rounded plant has long and narrow smooth textured forest green leaves above and thick beige indumentum below. The juvenile foliage is textured with white to light beige covered indumentum. Bell-shaped 2" clear pink flowers are arranged in trusses of 10. 12"- 15"

R. megeratum s. Boothii s.s. Megeratum (Tibet, China, Burma 8,000-13,000 ft.)

Sun or Part Shade	Dwarf 1'	Late April	Cream-Yellow	+5°F.
-------------------	----------	------------	--------------	-------

A dense and mounding plant with hairy bracelets, purple scaling bark and a bounty of small leaves, polished oval, or elliptic above and scaly, very glaucous below with bristly leaf margins. Small bell-shaped creamy or yellow flowers are held in clusters up to 3. 8"- 10"

***R. moupinense s. Moupinense. (China - Szechwan & Kweichow 6,500-10,000 ft.)**

Some Shade	Semi-Dwarf 2'	February	White	0°F.
------------	---------------	----------	-------	------

This very early blooming plant has a somewhat open and spreading growth habit. The new mahogany-colored foliage matures to smooth-textured, glossy dark green leaves. Small clusters of funnel-shaped white flowers with a red eye completely cover this plant. 8"- 10"

***R. mucronulatum s. Dauricum. (N. E. Asia Japan 1,000 ft.)**

Some Shade	Low 3'	February	Rose to Pink	-15°F.
------------	--------	----------	--------------	--------

This plant signals the advent of spring with its widely funnel-shaped mauve-pink to rosy-purple flowers. The open and upright growing deciduous plant has lance-like 4" long scaly dull dark green leaves.

var. Cornell Pink - A plant displaying lovely clear medium pink blooms. 12"- 15"

var. Dwarf - A compact form with rose colored flowers. (Fall 2016). 12"- 15"

***R. nakaharae s. Azalea s.s. obtusum. (Formosa)**

Sun or Part Shade	Dwarf 1'	Late May	Pink to Orange	-5°F.
-------------------	----------	----------	----------------	-------

These very prostrate, dense and creeping plants are excellent for ground covers, borders, rock gardens and Bonsai. This plant blooms with a range of flower colors from salmon-pink to orange-reds. **See Evergreen Azalea Section.**

R. neriiflorum Rosevallon s. and s.s. Neriiflorum (Tibet, China - Yunnan 7,000-12,000 ft.)

Some Shade	Low 3'	Mid-April	Red	0°F.
------------	--------	-----------	-----	------

Clad with oblong leaves of jade green on top and purplish-red beneath, all exhibited on an upright and somewhat spreading plant, displaying beautiful bright red tubular bell-shaped trusses of 12. 8"- 10", 10"- 12"

***R. niveum s. and s.s. Arboreum (Sikkim x Bhutan 9,000-12,000 ft.)**

Some Shade	Medium 5'	Late April	Blue	+5°F.
------------	-----------	------------	------	-------

The large oblong, smooth-textured dark green leaves have a light buff-colored underside. The tubular bell-shaped flowers are a dull hazy-blue and held in trusses of up to 25. 8"- 10"

R. obtusum s. Azalea s.s. Obtusum. (Japan)

Sun	Low 2'	Late April	Red	-5°F.
-----	--------	------------	-----	-------

A plant with 2 leaf forms - spring and summer. The Spring leaves are oval and bright green. Summer leaves are elongated and turn darker. Funnel-shaped red, bright fuchsia or crimson colored flowers. A form between *R. kiusianum* and *R. kaempferi*. **See the Evergreen Azalea Section.**

***R. occidentale s. Azalea s.s. Luteum. (Pacific Coast of U.S.)**

Sun	Low 3'	Late May	Pink to White	-5°F.
-----	--------	----------	---------------	-------

A delightfully fragrant native azalea of pink-white flowers. This compact and upright growing deciduous plant has shiny green 4" long leaves that change in the fall to mahogany, vermilion and coppery colors. **See the Deciduous Azalea Section.**

R. openshawianum s. Fortunei s.s. Calophytum.

Some Shade	Tall 6'	March	White	-5°F.
------------	---------	-------	-------	-------

The large and imposing leaves are prominently veined, oblong lance-like shaped with a light olive green coating beneath and dark olive green above. The large clusters of white spherical blooms have a bold red/maroon stain in the throat. This sturdy upright growing plant with a broad crown should be shielded from winds. (Fall 2016) 8"- 10"

***R. orbiculare s. Fortunei s.s. Orbiculare (China - Szechwan 8,000-10,000 ft.)**

Some Shade	Low 3'	April	Rose	+5°F.
------------	--------	-------	------	-------

A mounding plant with unique heart-shaped, somewhat rounded, parsley green leaves that provide a perfect background for rose to rose-pink flat topped loose trusses of 7 to 10. 10"- 12", 12"- 15"

***R. oreotrephes s. Triflorum s.s. Yunnanense. (Burma, China - Yunnan & Szechwan, Tibet 9,000-16,000 ft.)**

Sun/Pt. Shade	Medium 4'	Late April	Lavender-Blue	0°F.
---------------	-----------	------------	---------------	------

A very prolific blooming plant that displays lavender-blue flowers with red freckling in the throat. The plant habit is upright, somewhat slender and compact with beautiful gray-green smooth-textured leaves that are partially scaly. **var. Blue leaf.** 10"- 12"

R. pachysanthum s. Barbatum s.s. Maculiferum (Formosa 10,000 ft.)

Some Shade	Low 3'	Late April	Pink to White	-5°F.
------------	--------	------------	---------------	-------

One of the most distinguished species in the market today, is especially noted for its beautiful and dramatic foliage. A moderate-sized plant admirably close and dense in behavior with remarkable leaves, 3½" long, somewhat narrow and lance-like with pearl-gray tomentum on top and thick misty buff indumentum beneath. Flat-topped blooms of 10-20 are pale pink to white. 10"- 12", 12"- 15"

***R. pemakoense s. Uniflorum. (Tibet 10,000 ft.)**

Some Shade	Dwarf 2'	Mid-March	Pink	0°F.
------------	----------	-----------	------	------

This plant signals the advent of spring, as one of the earliest blooming species to show its prolific pink funnel-shaped blooms. The growth habit is rounded and spreading. 8"- 10"

R. piercei s. Neriiflorum s.s. Haematodes. (Tibet)

Some Shade	Low 3'	April	Scarlet	0°F.
------------	--------	-------	---------	------

An elegant foliage plant that has clear scarlet tubular bell-shaped flowers carried in trusses of 6-8. The growth habit is rounded, well-branching and new leaves are covered with dense brown hairs. As the leaves mature they become smooth and hairless on top with thick brown indumentum below. 6"- 8"

***R. ponticum** s. and s.s. Ponticum. (Asia Minor, Caucasus, Armenia, Balkans, Spain, Portugal and British Isles)

Sun/Pt. Shade	Medium 5'	Late May	Lavender-Blue	-15°F.
---------------	-----------	----------	---------------	--------

An erect and open growing medium-sized plant with somewhat narrow, smooth-textured glossy leaves with a lighter underside. The funnel-shaped deep wine to white to purple shaded pink blooms are exhibited in trusses of 10-15.

Variegatum - beautiful dark green leaf with a white border, canopied with lavender-blue ball-shaped blooms. 8"- 10" thru 12"- 15"

R. prinophyllum s. Azalea s.s. Luteum (Formerly R. roseum) (Eastern North America)

Sun	Medium 5'	Mid-May	Pink	-25°F.
-----	-----------	---------	------	--------

This upright and spreading plant is cloaked with small to medium sized, slightly hairy on top and densely coated beneath with silver or blue-green hairs. Narrow trumpet-shaped flowers are 1½" long, pink with maroon spotting within. **See Deciduous Azalea Section.**

***R. proteoides** s. Taliense s.s. Roxieanum (China - Yunnan, Szechwan 12,000-14,000 ft.)

Sun	Dwarf 1'	Late April	White	-10°F.
-----	----------	------------	-------	--------

A very highly prized species, growing dense and spreading with deep olive green top foliage and thick, woolly bronze-colored indumentum beneath. Bunches of flushed white bell-shaped flowers with red spotting. Does not bloom as a young plant. 2"- 4" \$25.00

***R. pseudochrysanthum** s. Barbatum s.s. Maculiferum. (Formosa 6,000-13,000 ft.)

Some Shade	Low 3'	Late April	Pink-White	-10°F.
------------	--------	------------	------------	--------

A plant admired for its beautiful silver-green foliage. The plant habit is dense, rounded and branches well. The pink/white bell-shaped flowers have red freckling.

Exbury Form - beautiful silver-green foliage. (Fall 2016) 8"- 10"

Dwarf form - gray-olive green leaves. (1') 4"- 6" \$15.00

R. quinquefolium s. Azalea s.s. Schlippenbachii (Japan)

Some Shade	Low 2'	Mid-April	White	-5°F.
------------	--------	-----------	-------	-------

This is an extremely difficult plant to locate, as it must be grown from seed. Snowy white 2" trumpet-shaped pendulous flowers are held in clusters of 1-3, beautifully covering this finely-branched, compact deciduous azalea, shrouded with 2" widely elliptic medium green leaves with red margins. (Limited) 6"- 8" \$35.00

***R. racemosum** s. scabrifolium (China, Szechwan 6,000-14,000 ft.)

Sun or Part Shade	Low 3'	Late April	Pink	-5°F.
-------------------	--------	------------	------	-------

This upright and somewhat mounding plant displays 2" long glossy rounded leaves exhibited on red stems. The small 1" funnel-shaped white tinged pink flowers occur along the upper area of the stem. 10"- 12"

R. radicans s. Saluenense (S. E. Tibet 14,000-15,000 ft.)

Sun or Part Shade	Dwarf 1'	Late April	Purple	-10°F.
-------------------	----------	------------	--------	--------

This very prostrate and creeping plant roots as the branches touch the ground. A profusion of small polished green leaves above and dense red-brown scales below are narrowly lance-shaped. Small purple or deep magenta bell-shaped flowers. 4"- 6" \$20.00, 6"- 8" \$25.00

***R. recurvoides** s. Taliense s.s. Roxieanum (Burma 11,000 ft.)

Sun or Part Shade	Low 2'	Late April	White to Rose	-10°F.
-------------------	--------	------------	---------------	--------

A rounded silhouette of modest stature, amply clothed with elegant 3" long deep green leaves, narrow and pointed, undercoated with a thick covering of cinnamon indumentum. The spring juvenile foliage is ornamented with silvery-colored leaves, heavily textured. Trumpet-shaped, compact blooms of white to bluish rose, with scarlet freckling are presented in trusses of 7. **Exbury Form.** 10"- 12"

***R. rex** s. Falconeri. (China - Szechwan 10,000-11,000 ft.)

Some Shade	Tall 6'	Late April	Rose to White	-5°F.
------------	---------	------------	---------------	-------

A tree-like plant that has extremely large glossy dark green 18" long leaves. The leaf underside has a silvery, light buff or bronze indumentum. The rose to blushed-white tubular bell-shaped flowers with a ruby eye are held in large trusses up to 30 flowers each. Wait approximately 15 years for the plant to bloom. (Fall 2016) 10"- 12"

R. rigidum s. Triflorum s.s. Yunnanense. (China - Yunnan, Szechwan 2,600-11,000 ft.)

Sun or Part Shade	Medium 5'	Late April	White to Pink	-5°F.
-------------------	-----------	------------	---------------	-------

An upright and spreading plant displaying in great profusion white to pink or bright rosy-lavender, widely funnel-shaped flowers beautifully poised in loose clusters, totally covering the 2½" long elliptic pale bluish-green leaves above and scaly below.

Album - white blooms that are very attractive. 12"- 15"

R. rubiginosum s. Heliolepis (Szechwan, Yunnan, S.E. Tibet 7,500-14,000 ft.)

Sun or Part Shade	Tall 6'	Late April	Pink to Rose	0°F.
-------------------	---------	------------	--------------	------

Growth habit is open and upright, with distinctive, scaly, purplish new growth. Lance shaped leaves are a smooth dull green on top, covered densely with reddish brown scales underneath. Funnel-bell-shaped flowers are pink, rose or rosy lilac, spotted brown, and carried in trusses of 4-8. 15"- 18"

R. russatum s. Lapponicum (China, Szechwan 11,000-14,000 ft.)

Sun or Part Shade	Low 3'	Late April	Blue-Purple	-15°F.
-------------------	--------	------------	-------------	--------

A low growing, somewhat upright and open plant habit exhibiting dark green oval leaves with thickly covered rust colored scales beneath. The widely funnel-shaped blooms range in color from royal purple, deep blue, or pink to rose held in trusses from 4-10. 10"- 12"

var. Dwarf - a lower growing plant to 2'. 10"- 12"

R. sargentianum s. Anthopogon (Szechwan 9,000-11,000 ft.)

Sun or Part Shade	Dwarf 1'	Late April	Pale Yellow	-5°F.
-------------------	----------	------------	-------------	-------

This very compact, dwarf growing plant has small, oval, aromatic leaves that are bright shiny green with a network of veins on the top side and densely scaly on the undersides. Tubular pale lemon yellow flowers with spreading lobes are held in loose clusters of 2-5. (Fall 2016) 8"- 10"

R. seminoides - s. Grande (S. E. Tibet 12,000-13,000 ft.)

Some Shade	Medium 5'	Late March	White	-5°F.
------------	-----------	------------	-------	-------

Bold, sturdy stems behold large 12" oblong-oval, textured, hairless, matte green leaves above and woolly pale brown indumentum beneath, silhouetting an open growing, vigorous and upright plant. Large blooms of 15-20 trumpet-shaped 2" long flowers are primarily white or veiled rose, accented by a red flare within. (Fall 2016) 8"- 10"

***R. schlippenbachii** s. Azalea s.s. Schlippenbachii. (Korea, Manchuria, bordering area of Russia)

Some Shade	Medium 4'	Late April	Pink	-25°F.
------------	-----------	------------	------	--------

A plant much revered by all who view it. Elegant and delicate light pale pink blooms are held in clusters of 3-6 flowers, covering this plant every year. The plant habit is rounded and spreading, branching well with dull green leaves that change in the fall to a golden-orange color. **See Deciduous Azalea Section.**

R. smirnowii s. Ponticum s.s. Caucasicum (Caucasus & N. E. Asia)

Sun or Part Shade	Low 3'	Late May	Pink	-10°F.
-------------------	--------	----------	------	--------

The smooth textured 6" elliptic dark green slightly convex leaves have thickly covered tan indumentum. The growth habit is somewhat upright and open. The 2" bell-shaped pale to rosy pink, blooms are arranged in trusses of 10-12. 12"- 15"

R. sphaeroblastum s. and s.s. Taliense (Szechwan 11,000-14,000 ft.)

Sun or Part Shade	Medium 4'	Late April	White	-5°F.
-------------------	-----------	------------	-------	-------

Young growth on this plant is smooth and hairless, either greenish or purple. Leaves are oval or oblong-oval, olive green above with a heavy, woolly, rusty indumentum below. Buds with a rosy blush open to funnel-bell-shaped flowers that are white, spotted crimson and held in trusses of up to 12. 12"- 15"

R. spiciferum s. Scabrifolium (China - Yunnan)

Sun	Low 3'	Late April	Pink to White	+5°F.
-----	--------	------------	---------------	-------

The growth habit is casual with an unobstructed promenade of soft hairy stems supporting very narrow, somewhat textured foliage with scaly leaf surfaces below and deep veining. Veiled pink-white to pale or dark rose funnel-shaped blooms are structured in clusters of 1-4 and appear along branches and leaf terminals. (Fall 2016) 6"- 8"

***R. strigillosum** s. Barbatum s.s. Maculiferum (China - Szechwan 7,000-10,000 ft.)

Some Shade Medium 4' March Rose +5°F.

The long and rather narrow matte green leaves are heavily coated with stiff bristles as well as the stems. The leaf underside has thick woolly indumentum. The growth habit is somewhat upright and open. The juvenile foliage is a unique red color. The tubular bell-shaped rose flowers appear in trusses of 8-12. 12"- 15"

R. tapetiforme s. Lapponicum (Tibet, Burma 11,500-15,000 ft.)

Sun or Part Shade Low 2' Late March Pink to Purple -5°F.

A low growing shrub with small elliptic or oblong leaves. The top side is dark green with semi-transparent scales, while the reverse side is reddish-brown and scaly. Broadly funnel-shaped flowers range in color from pink to pale rose-purple, or deep purplish blue. (Fall 2016) 6"- 8"

R. tsangpoense s. and s.s. Glaucohyllum (S.E. Tibet, Burma 8,000-13,000 ft.)

Sun or Part Shade Low 3' May Pink to Purple 0°F.

Upright, open growing plant displaying foliage that has dark matte green leaves on the top surface while the underside is very glaucous and scaly. Bell-shaped flowers range from pink, pinkish purple to deep violet.

var. pruniflorum - Underside of the leaves are very scaly. 8"- 10"

***R. tsariense** s. Campanulatum (Tibet, Bhutan 11,500-14,500 ft.)

Some Shade Low 3' Late March Pink -5°F.

A rounded and spreading plant with beautiful foliage of smooth, jade green leaves that cover the top and a thick woolly texture beneath. The bell-shaped flushed-pink blooms with red freckling are held in loose trusses of 3-4. 10"- 12", 12"- 15"

R. vernicosum s. and s.s. Fortunei (China-Szechwan 9,000-14,000 ft.)

Sun or Part Shade Medium 5' Early May White/Pink -15°F.

An upright, spreading and somewhat open growing plant with 5" long smooth-textured oval to oblong forest green leaves with lighter green beneath. A variety of bloom colors range from white, bright rosy-pink, to lavender-rose which at times includes red spotting within. 10"- 12"

R. wardii s. Thomsonii s.s. Souliei (S. E. Tibet, China - Yunnan, Szechwan 10,000-14,000 ft.)

Sun or Part Shade Medium 4' Early May Yellow -5°F.

An upright and spreading plant with an informal growth habit, parading 4" long rounded oval-shaped dark green leaves above and light glaucous beneath. Presented in loose rounded flower clusters of 7-14, blooms have lemon yellow to sunshine yellow veiled green incorporated within, and highlighted by a red flare in the throat. 8"- 10"

R. wasonii s. Taliense s.s. Wasonii (China - Szechwan 9,000-11,000 ft.)

Sun/Pt. Shade Medium 4' Late April White/Pink/Yellow -5°F.

This upright and spreading plant is handsomely shrouded in deep forest green leaves above with thick felt-like cocoa brown or terra cotta indumentum below. Trumpet-shaped flowers vary in color from white to pale cream, pink, rose or yellow poised in airy flat-topped blooms of 6-10. 8"- 10"

var. Edinburg - 10"- 12"

R. wightii s. Lacteam (Nepal, Sikkim, Bhutan, Tibet, N.E. Upper Burma 11,000-14,000 ft.)

Some Shade Medium 5' Late April Cream/Yellow +5°F.

This plant displays an open promenade with an informal leaf distribution. Large 8" leaves are oblong, lance-shaped, bright emerald green with buff of russet felt-like indumentum below. Uneven lax-shaped blooms of 20 bell-shaped 2" long flowers exhibit colors which include creamy-yellow to lemon yellow, to buff-yellow, to occasionally white with red freckling or flare/freckling. (Fall 2016) 6"- 8"

***R. williamsianum** s. Thomsonii s.s. Williamsianum (China - Szechwan 8,000-10,000 ft.)

Sun or Part Shade Low 3' Late April Pink -5°F.

The rounded, smooth-textured green leaf has a blue-green reverse side with a partial covering of small hairs and glands. The juvenile foliage is a beautiful bronze color. The bell-shaped pink blooms hang in loose

clusters. The growth habit is dense, compact and spreading. 10"- 12", 12"- 15"

R. wiltonii s. Taliense s.s. Wasonii (China - Szechwan 7,000-9,000 ft.)

Some Shade Medium 4' Late April White to Pink -5°F.

The 5" long glossy and wrinkled top leaf surface has a light tan or brown indumentum. The bell-shaped white to soft pink flowers with a red eye are held in trusses up to 10. The growth habit is somewhat mounding and compact. (Fall 2016) 8"- 10"

***R. yakushmanum** s. Ponticum s.s. Caucasicum (Japan)

Sun Low 3' Mid-May Pink to White -25°F.

This well-branching and rounded growing plant has smooth-textured dark green leaves with thick or woolly bronze indumentum. The new growth has silvery-gray felted texture. The light pink bloom fades to white trusses of 10 flowers each. The plant buds young, blooms consistently and most varieties propagate easily.

Ben Nelson Form - a wonderful plant form. 12"- 15"

Caperci Form - large blooms. 12"- 15"

Exbury Form - this variety blooms in mid May and has a smaller new growth which is a silvery-gray color. 8"- 10", 10"- 12"

Huey - a lighter buff colored indumentum. 10"- 12", 12"- 15"

Ken Janeck - a larger leaf and plant size. The darker of all the pink blooms. 8"- 10", 12"- 15", 15"- 18"

Koichiro Wada - formerly called the F.C.C. form. 10"- 12"

Mist Maiden - a larger plant form with an appleblossom pink bloom fading to white. 10"- 12", 12"- 15"

Phetteplace Form - a larger growing plant. 8"- 10"

Pink Parasol - a somewhat larger growing plant with darker pink bloom color. 12"- 15"

Van Zile Form - a plant with persistent tomentum. 10"- 12"

Whitney Form - a plant that blooms somewhat earlier than the *Exbury Form* and the leaf shape is more rounded. New growth is a buff color. 8"- 10", 10"- 12"

Yaku Angel - The leaf is narrower, longer and more convex. The bloom shows less pink color. 10"- 12"

***R. yunnanense** s. Triflorum s.s. Yunnanense. (Burma, Tibet, China-Yunnan & Szechwan 6,500-14,000 ft.)

Some Shade Medium 5' Early May White 0°F.

A beautifully tall and slender, open and upright growing willowy plant. The 4" long dark green scaly leaves become partly deciduous in the fall. The open funnel-shaped white flowers with red freckling are in clusters of 3-5. A very consistent and prolific blooming plant.

Lavender - lavender funnel-shaped flowers. 10"- 12", 12"- 15"

Red Eye - 12"-15"

For more information and photos,
visit the websites
Hirsutum.info and Rhododendron.org

Shrubs, Trees & Vines

BERBERIS - BARBERRY

Barberry - *thunbergii* var. *atropurpurea* - These plants are adaptable and tolerate dry and urban conditions. They do not like extremely wet areas, but do best in moist, well-drained soil in full sun or part shade. They color best when grown in full sun. Easily pruned to create perfect hedges or left natural to blend in with other garden plants. Grown for their ornamental foliage and striking fall color they form fine textured dense rounded shrubs. Small cup-shaped flowers line the branches followed by small, bright glossy red fruit that persists into winter. Hardy to -20°F.

Aurea - A compact grower to 4' tall as wide with amazing yellow foliage all season long. Beautiful burgundy color for fall. 12"- 15" \$25.00

Bagatelle - Small rounded leaves of bright claret in summer turn flame red in the fall. This dense rounded shrub grows only 18" tall as wide and bears a profusion of yellow-orange flowers in the spring. 12"- 15" \$25.00

Compacta Nana - A compact, evergreen form with gracefully arching branches covered with rich yellow flowers in the spring. Grows 4' tall as wide. 12"- 15" \$30.00

Concorde - A dwarf variety that grows 2' tall as wide, with shiny wine colored foliage. Flowers are bright yellow which is very attractive against the darker foliage. 12"- 15" \$30.00

Crimson Pygmy - Smaller, dwarf variety with nice dark blood red leaves that hold their color throughout the season. A rounded globe-shaped growing to 2' tall as wide. 12"- 15" \$30.00

Golden Rocket - A narrow, upright growing shrub with bright yellow foliage. Pale yellow flowers in spring are followed by bright red berries in the fall. Grows 4' tall and 2' wide. 12"- 15" \$30.00

Helmond Pillar - This striking plant has dark, pink-burgundy leaves that forms a narrow, pencil straight column growing 4' tall and 1' wide. 18"- 24" \$35.00

Lime Glow - Soft variegation of green to lime green is a beautiful spot-light for any garden. Grows 5' tall as wide. 12"- 15" \$30.00

Orange Rocket - Vibrant coral-orange new foliage ages to mid green, then turns to ruby red in the fall. Compact, upright grower to 4' tall and 2' wide. 12"- 15" \$30.00

Red Jewel - Compact, semi-evergreen with slightly metallic toothed red tinged leaves. Yellow flower clusters in the spring. Grows 6' tall as wide. 12"- 15" \$30.00

Rose Glow - Beautiful rose-pink new foliage is mottled with deeper red-purple and sometimes lighter blotches. The leaves turn deep wine colored in the summer and finally to scarlet for the fall, growing 3' tall as wide. 12"- 15" \$30.00

Ruby Carousel - An elegant weeping form with small, ruby red foliage that turns a brilliant garnet in the fall. Grows 3' tall as wide. 12"- 15" \$30.00

Callicarpa - *bodinieri* var. *giraldi* - **Beauty Berry** - **Profusion** - A large upright, vase-shaped growing shrub with small lilac or purplish-pink flowers in July & August. Young foliage is bronze-purple, turning dark green in summer and finally becoming golden-purple in the fall. A profusion of striking violet bead-like berries cling to the branches in gorgeous clusters after the leaves fall for a wonderful early winter display. Grows to 6' tall as wide and can be planted in most soils. Plant in full sun for best color. Hardy to -10°F. 24"- 30" \$20.00

dichotoma - **Early Amethyst** - Produces amazing amounts of small lilac berries along graceful arching branches in the fall. Grows 4' tall as wide. 24"- 30" \$20.00

japonica - **Snow Storm** - Produces almost white leaves in the spring that mature with increasing amounts of green flecks. This stunning foliage coloration is enhanced by prolific small pink flower clusters along the stems, followed by vivid magenta purple fruit in the fall. Grows 4' tall as wide. 24"- 30" \$20.00

Ceanothus - **Victoria California Lilac** - This is an upright growing plant to 9' tall and 10'- 12' wide. It has lush deep emerald green leaves beautifully presented and amply produced along with exquisite bright blue flower clusters that show color in late May/early June. Plant in full

sun with only enough water to establish the plant. **This is a very drought tolerant plant.** Can be pruned/sheared very successfully however it must be protected (if possible) as it is only hardy to +10°F. 10"- 12" \$15.00, 12"- 24" \$25.00

CORNUS - DOGWOODS

Cornus Kousa Dogwood - *Cornaceae* - These summer blooming trees are very disease resistant and can grow to 20' tall and 15' wide with a refined horizontal branching pattern covered with lustrous green leaves 4" long. The leaves of fall turn to scarlet-orange and golden yellows, with red-orange flower bracts. Blooms vary in size, shape and color. Locate in well-drained soil, with ample light and sufficient nutrients and water. Hardy to -20°F.

chinensis - A profusion of large white bracts. 3'- 4' \$75.00

Milky Way - Masses of white blooms tinged pale green. 3'- 4', \$75.00

Ruby Slippers - The pinkest of all Dogwoods. Superb soft pink flowers darken and intensify with maturity. Blooms mid-May to July. Fall color is a classic bright red. 2'-3' \$30.00

Satomi - Best of all the pink groups of Kousa Dogwoods. (However, flower intensity may vary through the first season to a bluish pink or white. Once established pink tones will intensify.) Attractive horizontal tiers of pink blooms. 4'- 5' \$115.00

Starlight - (*Cornus kousa* x *nuttallii*) Produces profuse, slightly greenish white flowers 4"-5" in size. Clean, dark green foliage throughout the summer months before turning red in the fall. In fall it has attractive strawberry like fruit. A vigorous grower that will develop into an erect, uniformly wide, and densely branched tree. 25' tall at maturity.

Summer Gold - New foliage is variegated bright green and yellow. Masses of creamy flower-like bracts arrive in early spring. The gently rippled leaves develop flashes of bright pink in summer, turning brilliant red by fall. Deciduous.

Wolf Eyes - Beautiful variegation on this small tree to 6'. Creamy white blooms appear in early summer. Leaves are ruffled with well-defined margins. Fall foliage is pink to red. 3'- 4' \$125.00

Cotinus coggygia - *Rhus continus* - **Smoke Tree** - **Royal Purple** - A well-branching deciduous shrub-like tree (to 25 ft.) has wonderful purple leaf color, lasting throughout the season. Large open clusters of fading flowers look like dramatic puffs of smoke are exhibited in July. Grow in full sun with limited water, in order to prevent root rot. 2'- 3' \$40.00

Daydream - A compact grower to 10' tall as wide with green foliage and an intense display of smokey pink flowers that completely cover this plant. Fall color is a lovely combination of yellow, orange and purple. 2'- 3' \$30.00

Purple Supreme - Excellent dark purple foliage ages to a purplish pink Brilliant red in fall. Large airy plume like flowers. Grows to 8-10' tall and wide.

Young Lady - A new introduction from the Netherlands. Frothy pink blooms cover every inch of this plant in early summer all the way until frost. Green summer leaves turn to yellow in fall.

DAPHNE

Daphne - *Thymelaeaceae* - Many different forms of Daphne are available on the commercial market. We inventory more at the nursery, than we do in this catalogue. (E) Evergreen, (D) Deciduous

D. bholua - (E) Large growing variety to 8' with narrow green foliage and attractive light tan bark. Clusters of very fragrant light pink flowers appear in late winter. Hardy to -10°F. 2'- 3' \$40.00

D. burkwoodii - **Carol Mackie** - (D) Green variegated leaves are presented with yellow-gold margins. Fragrant white buds and flowers accent this plant in June. Hardy to -20°F. 15"- 18" \$30.00

D. x burkwoodii - **Somerset** - (E) Masses of fragrant pink flowers with light pink to white lobes in late spring on a plant growing 5' tall as wide. Hardy to -20°F. 12"- 15" \$30.00

D. Eternal Fragrance - (E) A small bush 2' x 2' producing a powerful fragrance from the cream and pink flushed flowers that appear from April to October. Hardy to 0°F. 12"- 15" \$30.00

D. x medfordensis - Lawrence Crocker - (E) Glossy, dark green leaves form a dense mound to 12" tall as wide. Very fragrant lavender flowers from spring through fall. Hardy to -10°F. 10"- 12" \$37.50

D. Napolitana - (E) Lovely low growing shrub with dark green foliage and rose-pink fragrant flowers in spring. Grows 2' tall as wide. Hardy to 0°F. 12"- 15" \$30.00

D. odora. Winter Daphne - (E) This plant blooms in February/March and grows 2'- 3' high with a spread of 3'- 4' wide in 10 years. Lustrous 3" long green, thick leaves support appealing small flowers of pink to dark scarlet on the outside, interfaced with a pale pink throat forming clusters above the branch terminous. Hardy to 0°F. 15"- 18" \$30.00

D. o. Marginata - (E) Dense, mounding shrub with intensely fragrant clusters of flowers in late winter. Hardy to 0°F. 15"- 18" \$30.00

D. o. Rebecca - (E) Variegated leaves with a broad yellow edge that really makes a statement. Very fragrant clusters of deep rose-pink flowers on a plant that grows 4' x 4'. Hardy to +5°F. 12"- 15" \$30.00

D. transatlantica - Jim's Pride - Rich green large leaves create a splendid backdrop for the beautiful white, extremely fragrant flowers. Blooms in late spring with later flushes from summer through fall. Grows 3'- 4'. Hardy to -20°F. Semi-evergreen. 12"- 15" \$30.00

D. t. Summer Ice - Lovely white and green variegated foliage is accentuated by very fragrant, pale pink flowers in early summer with reblooms from summer through fall. Grows 3'- 4'. Hardy to -20°F. Semi-evergreen. 12"- 15" \$30.00

Euonymus alata 'Compacta' - Burning Bush or Dwarf Winged Euonymus. A drought resistant plant with brilliant red fall foliage displayed on a mound of dense, slender, stiff branches. The spring leaf color is a deep green. Plant in full sun and well drained soil. An outstanding accent for the garden. At maturity will be 6 ft. high and 5 ft. wide. This shrub also produces small red fruits that will attract birds. (-30°F.) 1'- 2' \$12.50, 2'- 3' \$30.00

E. Butterscotch - (0°F.) Dwarf plant with small leaves that are bright yellow when new. Grows to 2'- 3' high as wide. 10"- 12" \$15.00

E. Emerald Gaiety - (-10°F.) Variegated small white and light green leaves that turn plum purple in the winter, growing 2' tall and 3' wide. 10"- 12" \$15.00

E. Emerald-n-Gold - (-10°F.) Small yellow and green variegated leaves on a dense plant growing 2' tall and 3' wide. 10"- 12" \$15.00

Forsythia - (Lynwood Gold) - Branches are enlivened with brilliant yellow flowers in early spring (March) before leaves appear. It thrives in sun or part shade, and in ordinary soil. Can also be grown in moist soils. Branches cut in late winter will bloom indoors when placed in water. Prune older wood severely after blooming in order to sustain maximum flowering. Use as a background shrub or in a perennial bed. Grows 7' tall with a 4'- 6' spread. Hardy to -20°F. 15"- 18" \$15.00

F. Gold Peep - Masses of golden-yellow blooms handsomely displayed on a 2' tall as wide growing plant. Hardy to -20°F. 15"- 18" \$15.00

F. Gold Tide - Dwarf, low growing with light green foliage that blooms all summer. Grows 24"- 30" tall. Hardy to -30°F. 18"- 24" \$25.00

F. Showoff - Nearly incandescent yellow flowers appear in spring on this plant that grows 4'- 6' tall as wide. Hardy to -20°F. 18"- 24" \$25.00

Hamamelis mollis - Witch Hazel - Delightfully fragrant, thin strap-like blooms exhibited on bare stems that flower through January/February, and will prevail through freezing temperatures. Plant in sun or part shade. Requires good drainage and moist soil. This upright and spreading shrub-like tree grows to 8' x 8' in 20 years. In winter, cut branches can be forced for indoor bloom. (-10°F.) Exhibits brilliant yellow fall foliage.

Aphrodite - Fragrant orange-red flowers that have a striking reddish-purple calyx in early spring. Fall color is a fantastic shade of red. Grows 15" tall x 12" wide. 2'- 3' \$40.00

Arnold's Promise - Bright yellow blooms. 2'- 3' \$45.00

Barmstedt Gold - Strong golden yellow are tinted red at the base and have a sweet perfume fragrance. Leaves turn to a clear yellow in the fall. 3'- 4' \$65.00

Brandis - A yellow flowered form with reddish-purple tints. Leaves emerge green and turn yellow in the fall. Grows 10' tall as wide. 2'- 3' \$40.00

Diane - The deepest red color of all the red flowering forms. The calyx is purple-red with a sweet but faint fragrance. Fall foliage is red-orange. 2'- 3' \$45.00

Jelena - Kinked yellow-orange flowers with a red calyx cup. Rich orange-red fall foliage. 3'- 4' \$65.00

Primavera - Long, fragrant, primrose yellow flowers that emerge slightly tinged with a purple-red calyx cup. 2'- 3' \$40.00, 4'- 5' \$70.00

Rubin - Slightly scented bright red, ribbon like flowers. Leaves turn brilliant yellow-orange for the fall. 3'- 4' \$65.00

Ruby Glow - Stunning red-orange blooms on a vase-shaped growing bush. Brilliant scarlet foliage in the fall. Hardy to (-20°F.) 4'- 5' \$80.00

Winter Beauty - Dark yellow petals emerge from a deep red calyx. Hardy to (-20°F.) 4'- 5' \$80.00

HYDRANGEA

Hydrangea - A deciduous shrub with large long-lasting summer-fall blooms of blue, white, pink or red, along with large-size textured green leaves. Needs heavy watering. Plant in full sun or part shade. Prune after bloom to control size of plant. Flower color will vary according to soil acidity. **To keep flowers blue, add aluminum sulfate and by adding lime or superphosphate blooms will stay red or become more red.** **arborescens - Annabelle** - (-20°F.) Large white blooms held upright on sturdy stems on a 4'- 6' high x 4' wide plant. 8"- 12" \$15.00

macrophylla - All Summer Beauty - (-10°F.) Large symmetric vivid blue blooms on a compact 3'- 4' plant. 8"- 12" \$15.00

m. Blauer Prinz - (-20°F.) A 4'- 6' plant that has medium sized corn-flower blue blooms. 8"- 12" \$15.00

m. Blauer Zwerg - (-20°F.) A 3' x 3' dwarf plant that generously produces blue-purple mophead blooms. 8"- 12" \$15.00

m. Blue Danube - (-10°F.) Wonderfully dark lustrous blue flowers on this 4' x 4' plant. 8"- 12" \$15.00

m. Blue Wave - (-10°F.) Lavish blue lacecap blooms that are flat and covering a 4' x 6' plant. 8"- 12" \$15.00

presented on a 4'- 5' plant. 8"- 12" \$15.00

m. Freedom - (-20°F.) Double bicolored flowers of pink to blue with white edges on a mounding 3' x 3' plant. 12"- 15" \$25.00

m. Glowing Embers - (-20°F.) Very large red flower heads, variable color range from pink to red on a 5' x 5' plant. 8"- 12" \$15.00

plant. Blooms last an unusually long time. 8"- 12" \$15.00

m. Kardinal - (-10°F.) Beautiful reddish-purple lace-cap blooms on a 4'- 5' plant. 8"- 12" \$15.00

m. Lady in Red - Pinkish-white lacecap flowers that mature to a lush burgundy rose. Deep red stem and leaf veins on a plant that grows 5' x 5'. 8"- 12" \$15.00

m. Lanarth White - (-10°F.) Pink lacecap flowers with blue centers surrounded by white on the outer edges. Grows 4' x 6'. 8"- 12" \$15.00

m. Maculata - (-20°F.) A variegated hydrangea. Leaves are green with a white margin. Lace-cap flowers are white and age to light blue or pink, inside florets will be blue or pink depending on the ph. Grows 4'- 6'. 8"- 12" \$15.00

m. Merritt's Beauty - (-10°F.) Carmen red flowers on a plant that grows 4'- 6' tall as wide. 8"- 12" \$15.00

m. Merritt's Supreme - (-10°F.) Large blooms of beautiful pink with a touch of purple growing 5' tall as wide. 8"- 12" \$15.00

m. Miss Hepburn - (-20°F.) Large pink to deep purple rounded blooms are abundantly featured on a 4' x 4' plant. 8"- 12" \$15.00

m. Nigra - (-10°F.) Unique dark purple or black branches, stand out from the light green leaf color. Mophead flowers open cream and mature to pink-lilac on a bush that grows 6' x 8'. 8"- 12" \$15.00

m. Nikko Blue - (-20°F.) Large ball-shaped flowers on a 4'- 6' plant. 8"- 12" \$15.00

m. Pia - (-10°F.) Lush pink blooms that beautifully cover this bushy, rounded 18"- 24" tall plant. 8"- 12" \$15.00

m. Pistachio - (-10°F.) Stunning 5" mophead flowers comprised of individual double flowers with a thrilling combination of color variegation including pink, red, blue, purple and chartreuse in the same flower cluster on a plant that blooms from spring until the first frost. Blooms on old and new wood on a plant that grows 2'- 3' tall as wide. 10"- 12" \$20.00, 12"- 15" \$35.00

m. Zebra - (-10°F.) Stunning black stems with clean white mophead flower on a plant that grows 3' tall as wide. 8"- 12" \$15.00

paniculata - Bombshell - (-40°F.) Dwarf growing plant to 3' tall as wide with medium green foliage. Flower heads are pale lime green turning to snowy white and finally maturing to soft pink. 12"- 15" \$25.00

p. Bobo® - (-30°F.) - A new dwarf hydrangea that is sure to get attention! Reaching to just three feet tall, it will be engulfed by enormous creamy white flowers in summer, providing a nonstop show until frost. Blossoms are held upright on strong stems, and continue to grow and lengthen as they bloom. In fall, flowers may turn a pinkish hue. 3' \$50.00

p. Chantilly Lace - (-30°F.) Large, conical blooms of creamy white flowers turning pink and then becoming redder as the weather cools. Grows 5' x 6'. 8"- 12" \$15.00

p. Limelight - (-40°F.) Large lime green flowers cover this plant in late summers. Excellent for partially shaded areas. 8"- 12" \$15.00

p. Pee Wee - (-30°F.) Beautiful white conical blooms age to pink in the fall on a plant that grows 5' tall as wide. 8"- 12" \$15.00

p. Pink Diamond - (-30°F.) This frost hardy plant is covered with pink-buds that open to a blush white cone-shaped bloom on a 5' x 6' plant. 15"- 18" \$25.00

p. Pinky Winky - (-40°F.) Two-tone blooms of white darkening to pink in the fall on a plant that grows 6' x 6'. 12"- 15" \$15.00

p. quercifolia - Pee Wee - (-10°F.) A very unique, compact dwarf Oakleaf 3' x 3' plant that parades white blooms. 8"- 12" \$15.00

p. quercifolia - Ruby Slippers - (-10°F.) A profusion of exceptionally large, white blooms in summer quickly age to deep pink. Robust blooms remain upright even after heavy rains. Dark green, deeply lobed oak-like foliage turns brilliant mahogany in fall. (4') \$30.00

q. Sikes Dwarf - (-20°F.) Creamy white flowers with pink and beige undertones growing 3' x 4'. 8"- 12" \$15.00

Nandina - domestica - Heavenly Bamboo - (-10°F.) Nandinas prefer sheltered sites with moist, well-drained soil. Can be grown in full sun and in a wide variety of soil types.

Gulf Stream - Extremely dense variety with blue-green summer color and intense red to a mixture of red and green for the fall and winter. Forms a compact mound to 3' tall as wide. 1'- 2' \$25.00

Tuscan Flame - Green foliage is accented by intense red new growth throughout the season followed by red berries in the fall. Growth habit is 3' tall as wide. 1'- 2' \$25.00

Osmanthus - heterophyllus - Goshiki - (0°F.) This is a compact, mounding plant to 3' tall as wide. Leaves are tinged with pink when young and mature to green flecking on gold leathery noticeably toothed leaves. Very attractive as a companion plant in the garden. Grow in well-drained soil and full sun or partial shade. Very fragrant small white flowers appear in summer followed by blue-black fruit. 18"- 24" \$25.00

Pieris - japonica - A dense profusion of leaves silhouette this handsome evergreen shrub. Drooping clusters of 'Lily of the Valley' type blooms cover the plant in March/April. Grows to 6'- 7' tall as wide and place in filtered light shade with good drainage and regular watering.

Bower's Beauty - Strands of purple flower buds open to white bell-shaped flowers with deep green foliage. Plant grows 3'- 5' tall as wide. (-10°F.) 21"- 24" \$35.00

Flaming Silver - Leaves emerge red edged with pink and mature to green edged in silvery-white. Plant grows 3'- 4' tall as wide with an abundance of white flowers in the spring. (-10°F.) 12"- 15" \$30.00

Katsura - New leaves emerge an eye-catching wine red turning to green with age. Lovely rose colored bell-shaped flowers cascade over the foliage in the spring. Grows 6' tall as wide. (-10°F.) 12"- 15" \$30.00

Little Heath - Light green leaves on a slow growing compact plant to 3'. Clusters of white flowers. (-10°F.) 12"- 15" \$30.00

Mountain Fire - Graceful clusters of dark pink buds open to pink flowers. Fire-red new growth matures to deep rich green. This rounded plant grows 3'- 5' tall as wide. (-10°F.) 12"- 15" \$30.00

Prelude - This small growing, compact shrub has very dark green leaves and abundant amounts of creamy white flowers. Grows 2' x 2'. (-10°F.) 18"- 24" \$30.00

Snowdrift - A dense, compact shrub with dark green foliage and long snow white blooms displayed in early spring. Grows 4'- 6' tall as wide. (-10°F.) 12"- 15" \$30.00

Valley Valentine - Maroon buds open to stunning reddish-pink flowers that turn lighter with age. Plant grows 4' x 5'. (-10°F.) 12"- 15" \$30.00

Sarcococca - ruscifolia - Fragrant Sarcococca - Glossy deep green leaves are amply produced and beautifully displayed on this evergreen shrub that grows to 3'- 6' tall as wide. Fragrant small white flowers bloom in March, followed by red fruit. This slow growing plant (6" each year) should be planted in the shade in rich, well-drained soil. Will naturally espalier against walls and fences. Water on a regular basis. Hardy to 0°F. 10"- 12" \$25.00

S. confusa - An evergreen shrub 3' tall and 6' wide with very fragrant small white flowers in March followed by black fruit. Plant in shaded areas with well-drained soil. (0°F.) 12"- 15" \$15.00, 15"- 18" \$25.00

Skimmia - japonica - Japanese Skimmia - Female & Male - This evergreen mounding plant exhibits a bounty of glossy emerald green leaves from which fragrant creamy-white flowers are impressively displayed in early April. During the fall, red berries evolve on the female plant only and remain throughout the holiday season. Must have both female and male plants if you want the red berries. The fragrant blooms on the male plant are larger than the female plant. Great plants for hedge and container growing, as it grows somewhat 3'- 6' wider than 2'- 5' tall. This slow growing shrub demands no special soil requirements. Plant in some shade. Hardy to 0°F. 18"- 24" \$30.00

SYRINGA - LILAC

Syringa - Lilac - French Lilacs - Small deciduous well-branching 20' shrub with deep green leaves covered by fragrant flower clusters that bloom in May/June. Plant in full sun, or part shade in warmer locations. Can be grown in alkaline soils. However, for acid type soils, add lime and dig into the ground around the drip line of plant. Moderate watering is ideal. May need some winter chill in order to bloom heavily. (-35°F.) Excellent for cut flowers. The following are new to our inventory.

Charles Joly - Double, deep magenta fragrant flower clusters presented on a moderate growing plant to 10' x 6'. 1'- 2' \$15.00

Krasavitsa Moskvyy - Pink buds open to very fragrant double white blooms in late April. Grows 6'- 8' tall. 1'- 2' \$15.00

Madame Lemoine - A wonderful double white flower on a plant the grows 6' x 8'. 1'- 2' \$15.00

Michael Buchner - Upright growing to 6'- 12' with extremely fragrant double lilac colored flowers. 1'- 2' \$15.00

Miss Kim - This rounded 6'- 8' growing shrub parades a bounty of dark purple buds opening to lavender-blue 3" long flower clusters. Green leaves have red overtones of fall. 1'- 2' \$20.00

President Grevy - Extremely fragrant, very large double blue flowers on a plant growing 10'- 12' tall. 1'- 2' \$15.00

President Poincare - Showy, fragrant pastel fuchsia colored blooms on a plant growing 9' tall as wide. 1'- 2' \$15.00

Primrose - Single light lemon colored blooms presented on a smaller growing plant. 1'- 2' \$15.00

Tinkerbelle - Spicy, fragrant wine-red flowers in spring open to pink on a 5'- 6' tall growing plant. 1'- 2' \$25.00

syringa x 'Penda' - Bloomerang Purple Lilac - This lilac blooms in spring and then again throughout the summer up until frost. A compact mound, displaying fragrant deep purple flower clusters that fade to pink. Grows 5' tall and 6' wide. 2'- 3' \$30.00

VINES - EVERGREEN & DECIDUOUS

Wisteria floribunda - (-20°F.) These cultivars have racemes that reach over 24" long, and bear fragrant flowers from April to May. The plant can grow up to 30' tall as wide. New growth emerges a bronze-green in spring changing to yellow for fall. Full sun.

Pink Ice - Fragrant pink flower clusters in April to May. Grows 10' tall as wide. 3'- 4' \$60.00

Purple Patches - Beautiful violet-purple flowers. 3'- 4' \$60.00

Lawrence - Lavender-blue flowers.

Texas Pink - Delicate fragrance, pastel pink flowers. 5'- 7' \$100.00

Blue Moon - Fragrant blue flowers in mid-summer.

Amethyst Falls - Fragrant blue flowers in spring.

Cooke's Purple - Deep blue-violet flowers, very fragrant.

Growing Clematis

These wonderful perennial vines display delightful clusters of blooms, from early spring throughout the summer and some into the fall. Though Clematis have sometimes been labeled 'finicky' or 'hard to grow', they can be grown with flying colors when you do the following: 1) Place in a sunny spot where the soil is shaded by nearby plants or ground covers. 2) Provide a trellis or framework for the vine to climb, such as a fence top, roof gables or a tree. 3) Clematis like a well-drained soil that is near a neutral in pH. For the more acid soils west of the Cascades, one medium handful of dolomite lime mixed into the soil beneath the plant's root ball will help to gradually sweeten the soil. (Do not use hydrated lime, as it will burn.) (4. Plant the root ball one or two inches below the surrounding soil level, to help the plant develop a strong crown. Clematis are hardy from -30°F. to -40°F.

This is a list of blooming/pruning information for the varieties available here at the Nursery. To clarify, the **pruning** comments indicated below, **hard** means cutting the whole plant down to about 6" to 8" above the ground level and **none** means trimming only to guide or shape the plant. Prune after bloom, conserving the major stems. Corrective light pruning/pinching helps to encourage lower branching to stave off an exposed base. Both evergreen clematis **armandii** and **paniculata** are hardy to -10°F. as well as the **montanas**. 1 gallon \$20.00, 2 gallon clematis - \$30.00

VARIETY	COLOR	FLOWER SIZE	BLOOM TIME	PLANT SIZE	PRUNING
<i>armandii</i> Apple Blossom	Fragrant pink	1-2"	Early Spring	20'-25'	None
<i>armandii</i> Snowdrift	Fragrant White	1-2"	Early Spring	15'-20'	None
Barbara Harrington	Rose Pink	4-6"	Spring, Early Fall	6'-9'	None
Barbara Jackman	Mauve & pink bicolor	4-6"	Spring, Early Fall	6'-9'	None
Bee's Jubilee	Pink & carmine bicolor	6-7"	Spring, Early Fall	8'-10'	None
Belle of Woking	Blue	4-6"	Spring, Early Fall	6'-9'	None
Blue Ravine	Lilac blue	7-9"	Spring, Early Fall	6'-9'	None
Countess de Bouchaud	Rose pink	4-6"	Summer	8'-12'	Hard
Dr. Ruppel	Pink & red bicolor	6-8"	Spring, Early Fall	8'-12'	None
Duchess of Edinburgh	Double white	4-6"	Spring, Early Fall	8'-12'	None
Ernest Markham	Bright magenta	4-5"	Summer	10'-13'	Hard
General Sikorski	Medium blue	6-8"	Summer	8'-10'	None
Gillian Blades	White	5-7"	Early Spring	6'-8'	Hard
Gypsy Queen	Velvet purple	4-6"	Summer	10'-12'	Hard
Henryi	White	6-8"	Spring, Early Fall	8'-10'	None
Jackmanii	Purple	4-5"	Summer	8'-12'	Hard
John Warren	Pink	8-10"	Summer	8'-10'	None
Lincoln Star	Raspberry & pink bicolor	5-6"	Spring, Early Fall	8'-10'	None
Madame Edouard Andre	Red	4-6"	Summer	8'-10'	Hard
<i>montana</i> Grandiflora	Scented white	2-3"	Early Spring	20'-30'	None
<i>montana</i> Pink Perfection	Scented pink	2-3"	Early Spring	20'-30'	None
Multi-Blue	Blue	4-5"	Spring, Early Fall	6'-8'	None
Nelly Moser	Red	5-6"	Spring, Early Fall	8'-12'	None
Niobe	Red	5-6"	Summer	8'-12'	None
Pink Champagne	Fuschia	5-8"	Summer	6'-8'	None
Ramona	Blue	5-7"	Summer	8'-10'	None
Rouge Cardinal	Bright crimson	4-6"	Summer	8'-10'	Hard
The President	Deep bluish purple	6-8"	Spring, Summer	8'-10'	None
<i>viticella</i> Etoile Violette	Purple, yellow anthers	2-3"	Summer, Fall	8'-14'	Hard
Ville de Lyon	Red with yellow center	5-6"	Summer	8'-12'	Hard
Warsaw Nike	Purple	4-5"	Summer	8'-12'	Hard
Will Goodwin	Blue, yellow center	5-7"	Summer, Fall	8'-10'	None

Berries, Fruit & Nut Trees

Blackberry

These are an easy fruit to grow preferring full sun. They are self-fertile and can grow with no support or on a trellis. There are many varieties, all wonderful for jams, preserves, pies, and many more culinary choices. Plant in fertile, well-drained soil. They flower in spring followed by berries in the late summer. (-10°F.) **\$8.00**

Black Satin - Thornless, large, firm, glossy black berries with a sweet flavor.

Bosenberry - Very large, dark maroon berries with a rich, tangy flavor.

Kotata - Firm, large black berries, yields heavier than Marion.

Logan - Berries are long, large, dark red, and highly flavored.

Marion - Large bright black berries with small seeds. Excellent flavor. Great for pies and cobbles.

Thornless - Large, firm, delicious flavored sweet berries that do not lose color on hot, sunny days.

Triple Crown - Thornless, semi-erect plants that bear large, flavorful fruit.

Blueberry

An excellent addition to any diet, known for having more antioxidants than any other fruit or vegetable. Best grown in full sun with fertile, well-drained soil. Must have two different varieties to pollinate. Blueberries flower in spring followed by indigo colored fruit in the summer. Excellent for many culinary choices such as jams, preserves, salads, etc. Plants grow 5' - 6' tall as wide in 10 years. (-20°F.) **\$15.00**

Berkeley - (Mid) Large, light blue color with a rich, sweet flavor. Ripens in July.

Bluecrop - (Mid) High quality, large fruit with good flavor. Great for eating fresh. On of the best. Ripens July-August.

Bluejay - (Early) Medium size fruit with excellent mild flavor that can stay on the bush for long periods of time without losing fruit quality. Ripen late July.

Duke - (Early) Heavy and consistent producer with firm, light blue high quality berries. Ripens in late June to mid-July.

Earliblue - (Early) Long, loose clusters of large, firm, light blue berries with excellent sweet and mild flavor. Ripens late June to mid-July.

Legacy - (Late) Berries are medium large, light blue with a robust flavor. Ripens late July-August.

Misty - (Early) Medium to large, sweet, spicy flavored berries. Ripens early May-June.

Patriot - (Early) Large fruit, a heavy producer, with a delicately sweet flavor. Ripens mid-July.

Spartan - (Early) Large berries with a robust, fruity flavor. Ripens in late June-July.

Sunshine - (Mid) Medium sized berries with a rich, sweet flavor. Ripens late May-June.

Toro - (Mid) Full, heavy clusters of giant sky blue fruit with great flavor. Ripens in July.

Currant

Very easy to grow and extremely hardy (-40°F.) Currants are attractive in bloom and produce large clusters of pink, red, white or black berries that are very high in Vitamin C and loaded with antioxidants and other nutritious elements. Excellent for jams and other culinary uses. Grow in full sun, in well-drained, fertile soil. Grows shrub-like to 3' tall. **\$20.00**

Blanka - Outstanding variety produces an abundant crop of attractive, very large, juicy, flavorful, translucent white berries.

Rovada - A very productive variety producing long clusters of very large and beautiful, translucent red berries.

Gooseberry

Gooseberries are hardy (-40°F.) and easy to grow. A few plants will produce enough fruit for a typical family use. Prized for making jelly and pies. Plant in well-drained soil, high in organic matter. Plant in a partially shady area for best results. Grows 3' tall as wide. **\$5.00**

Captivator - Semi-thornless plant with sweet berries colored pink to red when fully ripe.

Poorman - Medium sized pink berries are very good for eating fresh. Less thorny than most gooseberries.

Welcome - Very large, slightly acidic, red berries outstanding for cooking purposes.

Grape

An excellent addition to any diet, grapes have high qualities of antioxidants which is good for your health. Grown to be eaten fresh, for jams and jellies, raisins, juices and wines. Grow in full sun in well-drained, fertile soil. Grapes are hardy to -20°F. **\$6.00**

Concord - Seedless, medium to large size blue grapes with tough skins, highly aromatic, with great flavor. A standard all purpose grape.

Lakemont - Medium size tapering clusters of white seedless grapes. Excellent flavor and quality, good for table grapes and make excellent raisins.

Suffolk - Round, firm, meaty, seedless red grape grown in clusters with a sweet flavor. One of the best dessert grapes.

Lingonberry

Slow growing evergreen groundcover or small shrub with bright pink flowers in spring followed by edible red tart berries that are great for making jams. Grows 16" tall as wide. Best grown in full sun. Hardy to -40°F. **\$10.00**

Kiwi

Fuzzy - (0°F.) Large, sweet fruit that ripens in the fall. Needs a male and female to bear fruit. Vines can grow to 20' and are best grown on an arbor for support. Grow in full sun. **\$15.00**

Hardy - (-20°F.) Tasty fruit in late summer. They are sweeter than fuzzy kiwi and are to be eaten skin and all. Needs a male and female to bear fruit. Plant in sun or part shade. Vines can spread up to 20' so they are best grown on an arbor or fence for support. **\$15.00**

Rhubarb

Rubarb is a perennial vegetable, though it is generally used as a fruit in desserts and jams. You eat only the stalks, which have a rich tart flavor. The leaves of this plant are poisonous. Easily grown in fertile, well-drained soil and full sun. Prefers compost and manure or other highly organic matter in the soil. In the fall cover plant with manure or compost for the winter, which acts as the fertilizer. Harvest the stalks by **pulling them** from the base when they are 12" - 18" long. You can cut them, but only at the base. Always remove any seed pods as soon as they appear. Always leave at least two stalks on the plant during harvest time. Stop harvesting when the stalks become very thin. Harvest time can last 8 to 10 weeks. **\$6.00**

Crimson Cherry - Long thick stalks have rich red inside and out, which are very tender and sweet.

Victoria - A heavy producer with green and red stalks. One of the most outstanding varieties. Sweet and not tough or stringy.

Raspberry

One of the most delicious fruits with a very sweet flavor. Great for eating fresh, or for jams and preserves. Grow on a trellis and prune old canes in the fall. Raspberries are self-fertile and should be grown in full sun and well-drained soil. Harvest in early summer. Hardy to -10°F. **\$5.00**

Canby - Thornless, spring crop with large bright red berries. Delicious flavor and a long shelf life.

Caroline - Everbearing red thimble shaped berries with a sweet flavor.

Fall Gold - Large, conical, non-crumbling, very sweet, golden-yellow everbearing berries. Great for fresh eating and preserves.

Heritage - Abundant everbearing crops of sweet, large, dark red berries with a mild flavor.

Meeker - Abundant spring crops of sweet, richly flavored, thimble-shaped dark red berries with a high sugar content. Great used fresh or frozen.

Williamette - Spring crop of very abundant, large, dark red berries with a rich and slightly tart flavor.

Strawberry

Easy to grow just about anywhere. Can be grown in pots or a garden. Sun ripened berries are the best. Berries are very sweet and great for jams, preserves, pies and other culinary choices. Plants spread by runners. Best grown in full sun, in moist, well-drained, fertile soil. Strawberries are

either **everbearing**, meaning an early crop and a fall crop or **spring crop** which is an early but heavy producing crop. Hardy to 0°F. **\$2.00**

Benton - Bright red, late ripening **spring crop** with excellent quality. Drought and disease resistant.

Chandler - Glossy and very firm skin and flesh on this **spring crop**. Excellent flavor and does well in the Pacific Northwest.

Hood - One of the best for flavor. Known for its use in jams and preserves. This **spring crop** berry is bright red with excellent flavor.

Quinault - Medium sized, firm, red berries on this **everbearing** plant. Outstanding flavor. Recommended for the Pacific Northwest.

Rainier - Extra hardy, **spring crop** produces outstanding fruit quality.

Seascape - **Everbearing**, early ripening, with large, evenly shaped berries that are red through and through. Ideal fresh or frozen.

Tillamook - High yields of very large fruit on this **spring crop** of berries with excellent flavor.

Tri Star - Large **everbearing**, red berries with an excellent flavor. Great for growing in hanging baskets.

Apple

Growing apple trees in the home garden can be fun and rewarding. There are many varieties of apples but the list below are those that do very well in the Pacific Northwest. All apple trees must be pollinated by a different variety. Plant in well-drained, fertile soil and in full sun. Do not put fertilizer in the hole at planting time, this can burn the roots. Prune and thin lightly on young trees. All apple varieties that we carry are **semi-dwarf** and grow to 10' tall. Hardy to -10°F. or more. **\$40.00**

Gala - Red skin tinted with yellow streaks, covers a spicy-sweet flavor. Ripens in early September. Medium sized, crisp, aromatic flavored apple. Bears at a young age. Good pollinator.

Gravenstein - Very flavorful, crisp and juicy apples that do not store as well as some varieties. Requires two pollinators and does not pollinate other apples.

Honeycrisp - Large 3" Fluorescent-red apple with a sweet-tart flavor and a delicious texture. This apple is said to have the best crunch and is one of the best keepers. Ripens in early September. Good pollinator.

Liberty - Medium tart, red skinned, high quality eating and cooking apple. Flesh is crisp and juicy. Bears fruit at a young age and is a very heavy producer. Ripens in early September. Highly disease resistant. A great pollinator.

Zestar - A crisp and juicy apple best known for its excellent sweet tart flavor with a hint of brown sugar. Ripens in late August to late September. Apples remain crisp for 2-3 months in the refrigerator. Good pollinator.

Cherry

We carry two types of cherry trees, **Sweet cherries** and **Tart cherries**. Sweet cherries need to be pollinated by another variety. We carry **semi-dwarf** trees that grow to 10'-12' tall and are hardy to -10°F. They are excellent for eating fresh and canning. Tart cherries, also called sour or pie cherries are easy to grow. Use the tangy fruit for baking or let it overripen on the tree for fresh eating. Tart cherries are self-fertile and grow to 10' tall. They bear fruit at an earlier age than sweet cherries. Hardy to -20°F. All cherries should be planted in full sun, with good air circulation and in rich, fertile, well-drained soil. **\$40.00**

Bing - (Sweet) Burgundy red skin and flesh. Flesh is large, firm, very juicy and sweet. Excellent for eating and canning. Requires a pollinator such as Rainier. Fruit ripens in late June to mid-July.

Meteor - (Tart) Large, bright red fruit with yellow flesh. Great for pies, jellies, and preserves. Does well in all climates. Self-fertile. Ripens in mid to late July.

North Star - (Tart) Red skin with red flesh. Grows to 10' tall. Bears heavily. A meaty tart pie cherry. Self-fertile. Ripens in early July.

Rainier - (Sweet) Golden yellow skin with a red blush. Large, firm, juicy and sweet cherry, excellent for eating and canning. A vigorous grower. Fruit is resistant to cracking. Requires a pollinator such as Bing. Ripens in mid-July.

Stella - (Sweet) Black skin and flesh, which is very sweet and juicy. Large sized fruit and a vigorous grower. Self-fertile, but also makes a great pollinator. Ripens late June to early July.

Fig

Wonderful ornamentals as well as fruiting plants. Large tropical looking foliage and spreading habit. The fig varieties we carry are **good for the Pacific Northwest**. Figs are self fertile and should be grown in full sun or part shade. The fruit can be eaten fresh or used in cooking and baking. Plant in fertile, well-drained soil. Hardy to 0°F. **\$20.00**

Brown Turkey - Very large, sweet, delicious brown figs with light amber flesh on a small growing tree.

Conadria - Light greenish-yellow skin with pink flesh. Great used fresh or dried. Very vigorous, long-lived tree.

Desert King - One of the most reliable varieties. Bears abundant crops of yellowish-green fruit with delectably sweet, strawberry colored flesh.

Oregon Prolific - Medium sized tree, produces yellowish-green fruit with white flesh. Good fresh or canned.

Texas Everbearing - Medium to large fruit with a reddish-brown skin and reddish-pink flesh. The fruit is plump and has a mild, sweet flavor on a small growing tree.

Filbert

The only true **dwarf nut tree**, these small trees produce prized yellow catkins that cover the tree in mid-winter. They produce tasty and nutritious nuts. Best grown in full sun. Filberts require pollinators, so choose two varieties. Plant in well-drained, fertile soil. Hardy to -15°F. **\$20.00**

Jefferson - A wonderful hazelnut selection from Oregon State University. Features large, tasty nuts and has a high productivity. Immune to Eastern Filbert Blight. Best pollinated by Theta.

Theta - Small to mediums sized tasty nuts. Also from the Oregon State U. breeding program. Use Jefferson as a pollinator.

Pear

Like apples, pears must have a pollinizer of a different variety. They also need to be planted in full sun and in an area with good air circulation. Plant in well-drained, fertile soil. We carry **semi-dwarf trees** that can grow to 10' tall. Pears ripen from the inside out, so don't leave fruit on the tree to long or they will become mushy. Hardy to -10°F. **\$40.00**

Anjou - Medium to large fruit with smooth, thin, yellow-green skin. White, very sweet flesh on a vigorous growing tree. Used for eating fresh. Ripens best off the tree. Harvest in September. Suggest Bartlett as a pollinizer.

Bartlett - Large, bell-shaped fruit with greenish-yellow skin and flesh that is sweet, juicy, firm, and has a fine texture. Excellent for eating and canning. A terrific dessert pear. Bears heavily and consistently in late August to early September. Suggest Anjou as a pollinator.

Twentieth Century - (Oriental Pear) - Medium to large round, yellow skin with white flesh that is sweet, mild, and juicy. Has a more apple-like texture. Best when tree ripened. Great for eating and for canning. Stores well for a period of time. Ripens in mid-September. Partially self-fertile but, suggest Bartlett for a pollinizer.

Plum

Plum trees are very easy to grow, and require very little training or pruning. Plant in moist, but well-drained, fertile soil with organic materials such as manure. Grow in full sun. These varieties are **semi-dwarf** growing to 10' tall. Plums are a very nutritious fruit. Although some plum varieties are self-fertile we recommend planting 2 different varieties to optimize fruit production. Hardy to -10°F. **\$40.00**

Green Gage - Medium sized greenish-yellow skin with flesh that is tender, sweet, juicy and rich in flavor. Use fresh, cooked, dried, or canned. Ripens in mid-August to early September. Self-fertile.

Prune

Prunes are rich in dietary fiber that is effective in improving digestion. They are low in calories and contain ample amounts of vitamin C, calcium and potassium. They are high in sugar content which makes them wonderful for drying. Plant in well-drained, fertile soil and full sun. Growth habit is 10'-12' on these **semi-dwarf** varieties. Hardy to -10°F. **\$40.00**

French Petite - Small to medium, long and oval fruit with purplish-black skins and green-yellow flesh. Very sweet and juicy. Use fresh, dried, or for jams and preserves. Ripens in August to September. Self-fertile.

Italian - Medium sized purple skin with firm, sweet flesh. Good for fresh eating and drying. Bears heavily and consistently. Ripens in early September. Self-fertile.

Stanley - Oval shaped, dark blue skin with yellow, juicy, tender and sweet flesh. Great for cooking and eating fresh. Bears heavily and is self-fertile, but works as a great pollinator. Ripens in early September.

Planting Instructions

Warning: Do not plant rhododendrons and azaleas around native cedar trees, big leaf maples or other trees with invasive root structures.

Site Selection - The site you choose must provide the type of environment necessary for your plant to establish itself and thrive. The site selection must either protect from damaging winds, shallow rooted trees, or reflected heat from wooden or masonry walls, fences and buildings, or under a roof overhang where watering is a problem or in areas too shaded to produce blooms.

Determine the surface and sub-surface drainage, dig a hole, fill it with water and see how long it takes for the water to disappear. Rhododendrons and azaleas will not do well in poorly drained soils. Too much water displaces all of the oxygen in the soil and the roots literally suffocate and rot. To correct poorly drained areas, build up the area with good soils directly on top of the existing soil.

Soil Preparation - Rhododendrons should be planted in porous, well-drained acid soil (pH 4.5 to 6). Organic material should make up at least 25%- 50% of the soil. This includes any natural material such as decayed leaves, compost, pine needles, sawdust, peat moss, rotted or processed manure and shredded wood/bark (salt free). Work into the soil to a depth of at least 15"-24". Also add sand and gypsum to heavy clay soil to improve drainage and reduce compaction. Add humus to sandy soil for moisture retention and nutrient-holding capacity. You must provide a comparable interface between the root ball and the surrounding soil, which will facilitate water movement between the two.

Plant Preparation - If the root ball seems dry, soak it in a tub of water for approximately 30 minutes. If the root ball has burlap around it, remove the ties especially from around the stem of the plant. Both burlap and ties can totally be removed, if you choose to do so. Expose root ends by washing with a forceful stream from a hose, or by using a claw or some type of implement for removing the outer soil.

Planting - Dig a large enough hole to provide growth room. Plant the root ball level with the ground surface or slightly above. Water the area and complete by filling the hole; water again. **Do not put any granular fertilizer in the hole**, with the exception of transplant fertilizer. All granular fertilizer must be placed on top of the soil, around the drip-line of the plant, and watered in.

Mulching - Mulch with 2 to 4 inches of oak leaves, pine needles, wood-chips, sawdust, rock or bark. This helps conserve moisture, keeping the soil cool and restricting weed growth. **Make sure that the mulch does not bury the stem of the rhododendron and/or azalea.**

Weed Control - Rhododendrons are surface feeder and should have limited cultivation. Weeds may be pulled or shaved off with a sharp hoe. Newspapers or landscape cloth can also be used under bark as a ground cover to control weeds. Chemical weed killers can be used, but be very careful, read the directions carefully.

Watering - A newly planted plant must be watered carefully. We suggest the 'trickle down system'. Place a hose by the stem of the plant and allow the water to soak deeply into the root ball, for approximately one-half hour depending on the size of the plant. It is best to **water deeply every 6 to 7 days**. Roots must also have air penetration between watering. An oscillating arm sprinkler and a soaker hose are also an excellent means of deep watering.

Water 3½ to 4 hours at a time to meet requirements for one inch of rainfall per week. Those plants located under trees will require a different set of perimeters for watering. Plants grown in containers must be watered much more frequently than plants grown in the ground. The smaller the container, the more frequent the watering.

Fertilizing - Let's examine the number configuration (10-10-6) on the package of fertilizer. The first of the three numbers refers to **nitrogen (N)**. This element is absolutely crucial. Plants use nitrogen to form proteins, chlorophyll and enzymes to reproduce living cells; in other words, growth.

The next number refers to **phosphorus (P)**, which produces early growth, roots and bloom. The last number refers to **potassium (K)**, which helps to move sugar and starches throughout the plant. As a result, the plant grows roots and resists diseases.

There are different forms of fertilizers. **(1) Water soluble Fertilizers** - the solution is applied directly onto the soil or container, or on the foliage, as nutrients are quickly absorbed and utilized by the plant. **(2) Dry granular fertilizers** - applied directly around the drip-line of the plant and watered in. The granules dissolve slowly and last for several months. (Example: 5-10-10, 10-20-20, 4-12-10, etc.) **Use approximately 1 T. per foot of growth.** **(3) Controlled-release fertilizer:** perpetually nourishes plants from 1 to 'X' number of months - ideally suited for containerized plants.

Plants may not need to be fertilized except to amend an unfavorable pH. However, newly planted shrubs should have **fertilizer before bloom and after bloom**. We begin to fertilize here when the soil temperature is about 60°F., which normally occurs in late March or early April. Another application is given in mid-May and the final one in mid-to late June. Very little fertilizer is applied past July 4th. Plants need to harden off. Shorter days and cooler nights naturally activate this process.

Also by applying dolomite lime every other year along with your fertilizer (approximately 1 T. per foot of growth), especially in the Spring, helps the plant to pick up and utilize the fertilizers better, improves the physical properties of the soil, and promotes bacterial action for decomposition of plant residues.

The following will give formulations of various garden fertilizers. These configurations will change per manufacturer. **Dolomite Lime:** 50% calcium carbonate, 40% magnesium carbonate; **Gypsum:** 15% sulphur, 22% calcium, 5% epsom salts; **Limestone Flour:** 99% calcium carbonate; **Cotton Seed Meal:** 7-2-1; **Epsom Salts:** 9% magnesium sulfate; **Vegetable Fertilizer:** 5-10-10 or 10-20-20; **Rose Fertilizer:** 4-10-8; **Urea:** 46-0-0; **Ammonium Sulfate:** 21-0-0; **Calcium Nitrate:** 15-0-0; **Muriate of Potash:** 0-0-60 (potassium chloride); **Treble Superphosphate:** 0-45-0; **Single Superphosphate:** 0-15-0.

If you are not sure what fertilizers to use, have your soil tested. Contact your local County Cooperative Extension Service for labs that will provide soil-testing services.

Pest and Disease Control - Rhododendrons and azaleas are relatively free of pests. One of the major pests is the root weevil. The adult weevils feed at night by notching small, irregular or semi-circular serrations on the leaf edges.

The weevil larvae are legless, cream colored, c-shaped from August through April when the larvae changes to a pupae and emerges from the soil as an adult with legs in mid-May to July. The adults feed on foliage and lay eggs 4 to 6 weeks after emergence from the soil. The larvae, which emerge from the eggs, burrow into the soil to feed on roots throughout the winter. In the spring, they attack larger roots and may girdle the crown or main stem of the plant by literally chewing away the bark just below the soil line.

Chemical Control - The most crucial times to foliar spray are those areas where leaves indicate actual damage of fresh notches on leaf edges. **Foliar application should occur (mid-May through July) every 2-3 weeks, including treatment of the plant as well as the soil surfaces, particularly areas adjacent to the plant.** Weevil rest

during daylight hours in moist and shady spots. On sunny days they can be found in leaf and weed litter beneath the plant. On cloudy/rainy days, they may be found on the plant itself. **Spray early in the morning or late in the day, to minimize the affect on the birds and bees.** Foliar insecticides registered for controlling black vine weevil and strawberry root weevil, include Orthene, Talstar (liquid & granular), and Mavrik. The last two have a longer residual property and hence greater control.

Biological & Ecological Controls - Increased interest is developing for controlling insects with materials from nature. Lady bugs, as an example, prey upon aphids, mites and scale; spiders prey upon flying insects; and the ground beetle (Vedalia Lady) preys upon aphids, scale, mealy buds and caterpillars. Toads, snakes and birds prey upon many garden pests. There are also natural chemicals such as nicotine from tobacco, pyrethrum from chrysanthemums and Dimboa from corn. Researchers are working on microorganisms that feed on insects. A commercial insect called nematodes (Steinernema Carpopapae) is a tool for some control of weevil larvae, as long as soil temperatures remain about 60°F., plus an application of water. This fall application must be repeated yearly.

Organic Controls - There are several other measures that can be used to reduce the weevil population without sprays. Tangle-foot, Stik-Em or Tack Trap can be applied to the trunk of the plant just above the ground level. The sticky band acts as a barrier and entrapment.

Make a pitfall trap by placing a sizable plastic drinking cup into the soil near the base of the plant so that the lip of the cup is at soil level. Coat the inside of this cup with 30W motor oil or WD 40 to discourage the adult weevil from climbing out. To keep rainfall and/or irrigation water out of this cup, invert a coffee can or plastic pot over the pitfall traps, making legs, etc. Check daily and destroy weevils.

Fold a burlap bag into 4" accordion folds, holding one end against the plant and rotating the burlap around the stem, creating a good daytime environment for the adult weevil. After a day or two, cautiously unwind the burlap from beneath the plant and shake over a white sheet or clear surface. Collect and destroy the weevil. Repeat.

Cultural Control - Many varieties of rhododendrons and azaleas demonstrate considerable weevil resistance. Selecting resistant varieties will reduce required maintenance and damage.

Other Chemical Controls - Some of the minor pests to the genus rhododendron are aphid, loopers, cutworms, caterpillars, azalea leaf miners, rhododendron lacebugs, and whitefly, which can all be controlled by the use of insecticides. **Along with the chemical formulation, use 1T. per gallon of a sticker or liquid detergent.** This helps to retain the chemical on the leaf longer.

Control for Slugs - Slugs and snails are usually controlled with slug bait - metaldehyde formulated with cereal grains and molasses placed under raised boards. Another method is to use wooden planks. The slug attaches to the underside of the plank and by turning over the plank, removal is possible. Placing beer or yeast in a shallow container attracts slugs and they drown in the container. Ducks, snakes and toads will prey upon slugs as natural predators.

Control for Moles - In the Pacific Northwest; there are several mole traps that are recommended. Poison baits should be odorless and tasteless. Baits containing chlorophacinone have been effective, although more than a single feeding may be necessary to do the job. Traps and poison bait must be placed carefully in a main underground tunnel, which is usually 6"-10" below the surface. The other remedy is to destroy the food chain of the mole.

Control for Deer - Deer do not like rhododendrons, but love to eat azaleas, dogwood blooms, new growth on evergreen trees and shrubs. A product called 'Hinder' is 80% effective, as long as you continue to spray. The uses of certain hand soaps, human hair, blood meal, etc. all have questionable effectiveness.

Control for Algae, Lichen and Moss on Plants - The cool, moist and cloudy weather in western Washington is ideal for these organisms. They do not directly injure the plants on which they grow. The

growth is somewhat objectionable and unsightly. Control with copper fungicides such as Microcop or lime sulfur. Best applied during the dormant season. Remember, that birds use much of this material to build their nests. Next time, look at a Hummingbirds' nest.

Control of Powdery Mildew - Leaves are covered with a grayish/white powdery fungus growth. It usually affects plants located in more shade. At the first sign of the fungus, spray with a registered fungicide as Bayleton, Benomyl; also rake up and destroy all fallen leaves.

Control for Rust - To date no fungicides are registered for control of this disease. The symptoms are light green to yellow spots randomly distributed on the leaf. Yellow to orange powdery spores on the underside of the leaf are also associated.

Caring for Rhododendrons - Rhododendrons should be pruned to reduce their stature, to rejuvenate them, to make them more compact and to cut away diseased or injured branches. There are two ways of controlling the shape, density and size of a rhododendron - pruning and pinching (removing growth buds).

Pruning - Rhododendrons can be cut back early in the spring. By using pruning shears and/or saws, cut at an angle just above the termination of a growth period. If, however, you want to save the bloom, prune after blooming. Big old limbs should be cut at random and then after the side shoots have appeared, the stub above that point can be removed.

Pinching (Removing Growth Buds) - Pinching is the removal of a single growth bud at the tip of a branch. Any branch tip that shows two or more developing shoots is passed by. Pinching can be done in the fall; however, if done about blooming time, pinch when growth is less than 1" long. Pinching encourages increased foliage density, compact growth habit and a greater floral display for the coming years.

Deheading (Removing Faded Flowers) - The best practice is to remove by carefully snapping or cutting off all faded trusses soon after the flower wilts. Some plants produce a greater abundance of seed, so deheading has a greater importance. Deheading gives the plant an immediate well-groomed look and reduces the problem of disease as the faded blooms decay, and hopefully, encourages blooms for the next year.

Winter Protection - The aim is to give a plant a ventilated enclosure in which temperature fluctuations are more moderate. 1) Wooden frame covered with burlap leaving the top open. 2) Other plants or trees, lath barriers or fencing. 3) Evergreen trees branches thrust into the ground at an angle. 4) A wooden teepee covered with burlap, allowing a vented space on top for snow protection. 5) Leaf mulch added to the base of the plant in the fall (not to cover foliage, and removed in spring) keeps the trunk from splitting and the earth from freezing deeply.

Why plants fail to bloom - It is usually difficult to determine the exact cause a particular plant fails to bloom, but in most cases the problem is attributed to environmental factors. 1) There is a direct correlation between adequate **light** and bloom. Too much shade decreases the bud set. 2) **Competition** for moisture and **nutrients** by adjacent trees and shrubs also reduces and discourages blooms. 3) If you plant your shrub too deep or in a wet area, it reduces the amount of oxygen to the roots and again bud set is compromised as well as the health of the plant. 4) Pruning at the wrong time of the year. 5) Too much nitrogen encourages vegetative growth at the expense of bud development.

Hardiness - A newly planted shrub is hardier after the first year, as it establishes itself in its new, healthy and enriched environment. **A plant is considered totally matured for hardiness at five years of age.** There are many aspects, which play an important role in hardiness, as the amount of water and fertilizer, and when applied; also the exposure to wind, sun and freeze and the duration thereof, and the amount of snow cover and mulch on the roots, etc. In general, **the degree of dormancy, the age, the health, the exposure and the environment provide the total answer to plant hardiness.**

FAQ's

Below are just some of the questions we are frequently asked.

- **What is the difference between rhododendrons and azaleas? What about deciduous azaleas?**

Azaleas are in the rhododendron family. Plants commonly called azaleas have thinner, more pointed, hairy leaves. The plants commonly called rhododendrons and azaleas are different enough, however, that they seldom cross-breed. Deciduous azaleas lose all their leaves in winter and are genetically different enough from the ever-green types that they rarely cross breed.

- **What do the terms lepidote and elepidote mean?**

Elepidotes are large leaved rhododendrons. They are the type of shrub that most individuals would associate as being a rhododendron. They do not have scales located on the underside of the leaves. Plants tend to be very large in their maturity.

Lepidote rhododendron have smaller leaves and are usually low growing or dwarfs. They usually bloom earlier in the spring than the larger leaved elepidotes. Tiny scales cover the undersides of the leaves of some rhododendron species.

- **What about moving established plants?**

Large plants can be moved as long as a good fibrous root system is present.

- **Is there any way to lessen the impact of drought?**

A well-maintained mulch will help to keep up the soil moisture. When water is needed, water the plants deeply so that the entire root ball and the surrounding soil gets the moisture. Shade will also help cut down moisture loss through the leaves.

- **Why doesn't my rhododendron bloom?**

Too much shade; plant is buried too deeply; inadequate phosphorus, all are reasons your rhododendron may not be blooming. You can dig the plant in-place, and prune the roots to encourage budding. Also, too much competition in the root area is another reason a rhododendron does not bloom. Age of the rhododendron is a factor as well; typically it takes 2 years for a rhododendron to establish itself when moved or first planted. Darker growing seasons (a very cloudy summer, for instance) affects the blooming, as well.

- **When should I prune my rhododendron?**

Right after it blooms (typically at the end of May, early June). You will not see buds the following year however, it will create fuller foliage.

- **When should I fertilize my rhododendron?**

Typically, it is safe to fertilize in April, May and June. In cold climates, nitrogen fertilizer should not be applied after late June as it may promote new lush growth susceptible to winter damage. Recent research indicates that plants reasonably well supplied with nutrients, including nitrogen, are more resistant to low temperatures than those that are starved. Use 1T per foot of growth (your hand holds about one third of a cup, so a three foot plant would take one third of a cup) right around the dripline of the plant.

- **When it is cold in the winter, the leaves on many of my rhododendrons curl up almost like cigars. Is there something wrong with them?**

Leaf curling in cold weather is a natural defense against moisture loss through the leaf surface.

- **Are there garden clubs specifically for rhododendrons?**

The American Rhododendron Society (ARS) has chapters in many locations in the US and in Europe. Check out their website (www.rhododendron.org).



Directions to the Whitney Gardens & Nursery

Hood Canal has long been a favorite recreational and vacation area on the Olympic Peninsula. The Canal has an endless variety of sandy beaches, lush forest lands and (in May and June) a profusion of bright colored rhododendrons — the Washington State Flower.

Not only do wild native rhododendrons abound with bloom on the Peninsula, but also a 7-acre scenic jewel called the Whitney Gardens & Nursery. The Garden is located halfway between Port Townsend and Shelton, along State Highway 101 in the small rustic community of Brinnon.

There are several pathways to the Garden. The following will help you plan your way.

Routes: Seattle & Edmonds -

Washington State Ferries

From the downtown Seattle Ferry Terminal (Pier 52) foot of Marion Street, board the Washington State Ferry to Winslow (Bainbridge Island), or from Edmonds take the ferry to Kingston.

Drive across the Hood Canal Floating Bridge to the Olympic Peninsula and exit off Highway 104 at the Chimacum-Quilcene exit. At the stop sign turn right to Quilcene. At Quilcene — another stop sign — turn left and drive south on State Highway 101 twelve miles to Brinnon.

Travel Time: Approximately 2½ to 3 hours.

Routes: Bremerton & Fauntleroy -

Washington State Ferries

Start from either the downtown Seattle Ferry Terminal (Pier 52) to Bremerton, or from Fauntleroy (in West Seattle) to Southworth. From Bremerton or Southworth, drive to Belfair and proceed on Highway 106 along the south shore of Hood Canal. Then turn right and drive north on Highway 101 to Brinnon.

Travel Time: Approximately 2½ to 3 hours.

Route: Tacoma & Tacoma Narrows Bridge

From Tacoma, cross the Tacoma Narrows Bridge past Gig Harbor (Highway 16) to Port Orchard. Turn on Highway 3 to Belfair and continue on to Highway 106 (along the south shore of Hood Canal) to Highway 101. Go north on 101 to Brinnon.

Travel Time: Approximately 2 hours.

Route: Olympia & Shelton

From Olympia, exit 104 to Aberdeen, Port Angeles, Ocean Beaches. Proceed north on Freeway and exit to Shelton and Port Angeles on Highway 101. Continue to follow 101 north past Shelton to Brinnon.

Travel Time: Approximately 1½ hours from Olympia
1 hour from Shelton.

Route: Whidbey Island-Keystone to Port Townsend

- Washington State Ferries

Follow Highway 525 to Whidbey Island, passing across the spectacular Deception Pass Bridge and through the State Park. Continue through Oak Harbor to Keystone. The ferry crossing time is about ½ hour. After crossing to Port Townsend, follow Highway 20 south to Discovery Bay, and turn left on Highway 101 south. Follow 101 through Quilcene to Brinnon.

Travel Time: Approximately 1 hour from Port Townsend.

Route: Ferry from Victoria, B.C. to Port Angeles

- Canadian Black Ball Transport, Inc.

Crossing time is approximately 1½ hours. From Port Angeles, drive south on Highway through Sequim to Brinnon.

Travel Time: Approximately 1½ hours from Port Angeles.

Route: Boating through Puget Sound to Hood Canal

Another possible route is to cruise or sail your boat to Pleasant Harbor, which is located two miles south of the Gardens. Pleasant Harbor is a quiet and protected, natural deep harbor with a modern marina offering moorage and docking facilities, gas and groceries, plus other amenities.

Whichever path you choose, you will find the charm, enchantment and beauty unmatched anywhere!

Have a very pleasant and safe journey.

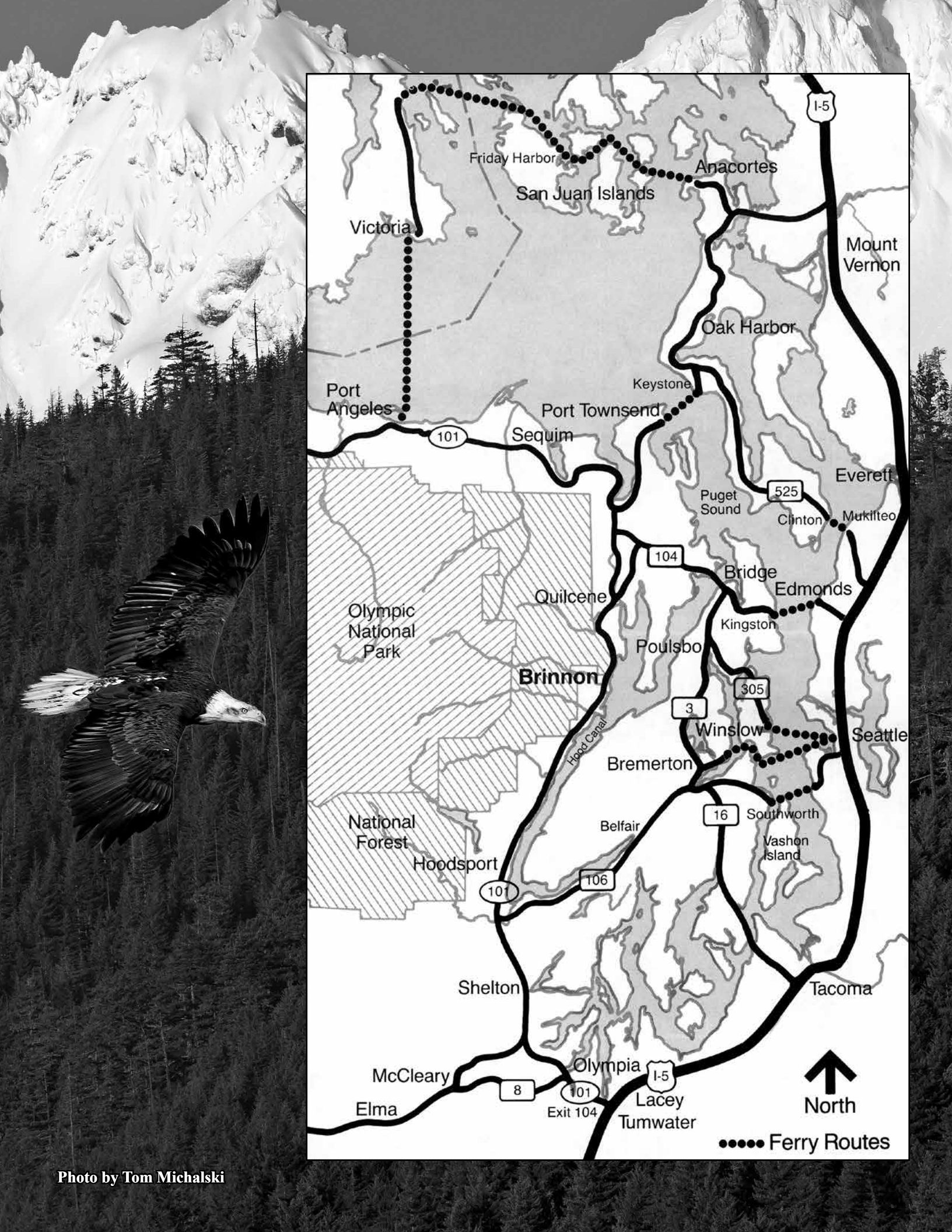


Photo by Tom Michalski

Toll free 1-(800) 952-2404

Ordering Information

Business Hours: We are open year round. From March through October, the Garden is open daily from 9 A.M. to 6 P.M. The Nursery is open daily from 9 A.M. to 6 P.M. During November, December, January, February the Garden and Nursery are open daily from 9 A.M. to 4:30 P.M. Call (800) 952-2404 or write to The Whitney Gardens & Nursery, P.O. Box 170, Brinnon, Washington 98320-0170, fax (360) 796-3556, or E-mail: info@whitneygardens.com and visit our web site: www.whitneygardens.com.

Shipping Season: Normally our climate is mild enough to ship all year. However, the best time to ship is September through April. There is usually sufficient inventory to fill all orders; however, possible shortages may occur depending upon demand. We do take orders for certain plant(s) and notify you of their availability. We do not ship if weather is a problem.

We will never substitute varieties unless authorized to do so. We will, however, substitute sizes of the same variety. On your order form please indicate acceptable size substitutions.

This catalogue and price list cancels all previous issues.

Price Schedule: The following price schedule applies to all rhododendrons unless otherwise indicated. Prices are subject to change without notice.

Size		Price
6"- 10"	(15- 25cm)	\$20.00
10"-12"	(25- 30cm)	\$22.50
12"-15"	(30- 38cm)	\$30.00
15"-18"	(38- 45cm)	\$37.50
18"-21"	(45- 53cm)	\$45.00
21"-24"	(53- 60cm)	\$55.00
24"-30"	(60- 76cm)	\$65.00
30"-36"	(76- 91cm)	\$75.00
36"-48"	(91-121cm)	\$90.00

Plant sizes are measured from outside bud/growth terminal to outside bud/growth terminal (width of plant).

Table of Contents

Berries, Fruit & Nut Trees	78
Camellias	34
Clematis	77
Conifers	35
Deciduous Azaleas	38
Evergreen Azaleas	41
Ground Covers & Perennials	46
Kalmias, Mountain Laurels	56
Magnolias	57
Maples	59
Native Northwest Plants	67
Ordering Information	82
Planting Instructions	80
Rhododendron Hybrids	2
Rhododendron Species	68
Shrubs, Trees & Vines	74
USDA Hardiness Map	40

© 2016 Whitney Gardens & Nursery
All Rights Reserved

Temperature gradient	Fahrenheit and Celsius
-25°F. (-32°C.)	+ 5°F. (-16°C.)
-20°F. (-29°C.)	+10°F. (-12°C.)
-15°F. (-26°C.)	+15°F. (- 9°C.)
-10°F. (-23°C.)	+20°F. (- 7°C.)
- 5°F. (-21°C.)	+25°F. (- 3°C.)
0°F. (-18°C.)	+32°F. (0°C.)

Ordering Information:

Terms: All orders must be accompanied by a check, money order or credit card number. The packing charge of \$6.00 will be charged on orders less than \$50.00. All orders greater than \$50.00, add 8% to the total plant order.

We guarantee our plants to be strong, healthy, true to name and of excellent quality.

We accept the following credit cards: VISA, MASTER CARD, DISCOVER, and AMERICAN EXPRESS

Service Charge: 1½ % per month or (24% per annum) on unpaid balance and \$25.00 per month late fee.

Orders: All plant orders are dependent upon crop conditions and supply. All orders become the property of the purchaser upon delivery to the transportation company. And we are not responsible for loss, damage or delay in transit; and in no instance will we be responsible for more than the original purchase price.

Claims: We must be notified within thirty days after receipt of damaged plant(s). Any claim after 30 days will result in a questionable claim, and a claim for only one-half of the original purchase price.

Shipping: We use the following carriers for shipping: U.S. Postal, and U.P.S. based on reliability and cost. We find each carrier quite satisfactory, as they offer ground and air service. We will notify you at the time of shipment which carrier your packages will be shipped with.

Ground Service: All shipments are transported by truck. Ground service to the east coast takes an average of 5 to 7 business days. There are eight (8) zones between Brinnon and the east coast. Each zone is basically one day of transport. East coast residents should add approximately 70% of the total plant order for UPS charges, and the west coast should add approximately 40%.

Please give us special shipping instruction; as an example, if there is no one at home during the day, you may wish to give us an alternate address; or, instructions regarding where to place the package (by sliding glass doors in the carport, place in the boat in front of the house, etc.)

Canadian Customers: Please call (360) 796-4411 or email us for ordering and questions. The Washington State Department of Agriculture now requires that the inspector assigned to inspect our nursery will issue a Phytosanitary Certificate. You can call us to make arrangements/reservations for the inspection or at their office in Olympia, Washington (360) 586-3116. The cost is approximately \$60.00.

Whitney Gardens of Dreams

Vacation Rental by Owner (VRBO)

2 Bedroom, 2 Bath plus many amenities

(800) 952-2404 or (360) 796-4411

email: info@whitneygardens.com



Blue Baron Photo by Brigg's Nursery



Adiantum capillus 'Maidenhair Fern' Photo by Brigg's Nursery



Clematis 'Margaret Hunt'



Mario Pagliarini Photo by RareFind Nursery



Hamamelis mollis (Witch Hazel) 'Barmstedt Gold'



Honey Butter Photo by Brigg's Nursery



Hydrangea 'Bobo' Photo by Proven Winners



Acer shirsawanum 'Jordan'



Melrose Flash Photo by Bob Foster



Dolcemente Photo by Brigg's Nursery



President Roosevelt Photo by Tom Michalski



Daphne 'Carol Mackie' Photo by Brigg's Nursery



Daphne 'Marginata' Photo by Brigg's Nursery




Gallanthus 'Snow Drop'



Hydrangea paniulata 'Fire and Ice' – Shown with coloring from left to right: Spring, Summer, Autumn



Acer palmatum 'Orido nishiki'



Chamaecyparis obtusa 'Nana Aurea Lutea'



Hydrangea 'Geoffrey Chadburn'



George's Delight



Sapporo Photo by Brigg's Nursery



Acer palmatum 'Shishigashira' Maple (Spring)



Hydrangea 'Blue Danube'



Nancy Evans



'Yellow Bird' Magnolia



Tsuga canadensis 'Pendula' Weeping Canadian Hemlock



Hachmann's Goldprinz Photo by Hachmann



Acer palmatum 'Red Pygmy' Maple (Spring)



Blue Peter



Pulsatilla vulgaris 'Red Clock'



Helleborus 'Red Sapphire' Photo by Terra Nova Nurseries,



Many Moons



Cody Photo by Jim Barlup



Acer palmatum 'Koto no ito' Maple (Spring)



Azurro Photo by Bob Foster



Acer palmatum 'Spring Delight'



Azalea 'Weston's Parade' Photo by Brigg's Nursery



Neon Photo by Brigg's Nursery



Hachmann's Kabarett Photo by Tijs Huisman



Trocadero Photo by Brigg's Nursery



Cotinus Coggygria (Rhus continus) Smoke Tree



Viburnum 'Autumn Jazz'



Trillium grandiflorum



Evening Embers Photo by Jim Barlup



Kalmia 'Nipmuck'



Mrs. G. W. Leak



Astilbe 'Montgomery' Photo by Skagit Gardens



Azalea 'Canzonetta' Photo by Brigg's Nursery



Cynthia



Horizon Monarch



Daphne bholua



Azalea 'Maischnee' Photo by Brigg's Nursery



Kalmiopsis leachiana 'Umpqua Form' Photo by Brigg's Nursery



Ginny Gee Photo by Jens Birck



Kalmia 'Big Boy' Photo by Brigg's Nursery

Whitney Gardens & Nursery

P.O. Box 170, 306264 Hwy. 101
Brinnon, Washington 98320
1 (800) 952-2404 • (360) 796-4411
Fax 360.796-3556

E-mail: info@whitneygardens.com
whitneygardens.com

Come and visit our
beautiful 6.8 acre Garden
& Nursery. This collection
of rhododendrons, along with
many varieties of companion
plants, trees and shrubs
is located on the picturesque
Olympic Peninsula along
State Highway 101.

Garden Viewing Hours:

9 AM to 6 PM daily
April through October

Winter Hours: 9 AM to 4:30 PM daily
November through March

Nursery Hours

9 AM to 6 PM daily
April through October

Winter Hours: 9 AM to 4:30 PM daily
November through March

Address Service Requested

PRESORTED STD
U.S. POSTAGE
PAID
SIPRINT

Open all year round.

